

# Nutanix.NCP-5.15.v2023-02-17.q102

□□□□:	NCP-5.15
□□□□:	Nutanix Certified Professional - Multi cloud Infrastructure
□□□:	Nutanix
□□ □□ □□□:	102
□□:	v2023-02-17
# □□ □:	1982
# □□ □□□:	1020
<a href="https://www.krdump.com/Nutanix.NCP-5.15.v2023-02-17.q102.html">https://www.krdump.com/Nutanix.NCP-5.15.v2023-02-17.q102.html</a>	

## NEW QUESTION: 1

□□□□ □ VM□ □□□□ □□□□□ □□ □□□□ □ □□□□. □□□□ VM □□□□□□ □□□ □□ □□□ OS□ □□□□ □□□ □ □□□□. □□□ 127.0.0.x □□□ ping□ □ □□ □□.

□□□□ □□ □□□ □□□□□?

- A. VLAN □□□ □□□□□□□□.
- B. □□□□□ □□□□□ □□□□□.
- C. □□□ VM □□□□ □□□□□ SSH □□□ □□□□ □□□□.
- D. VM□ □□ □□□ □□□□ □□□ □□□.

Answer: A ([LEAVE A REPLY](#))

## NEW QUESTION: 2

□□□□ brO □□□□ □□ □□□□ □□□□□ □□□ □□□□□?

- A. □□□ □□, □□
- B. □□□-□□□
- C. IP □□ □□ □□
- D. MAC □□□ □□ Active-Backup

Answer: B ([LEAVE A REPLY](#))

## NEW QUESTION: 3

□□□□ Nutanix □□□□□ □□□□ □ □□ □□ □ □□□ □□□□□□□□. □□□□ □□□□ □ □□ □□□ □□ LCM□ □□□□□ □□ □ □□□ □□□□□□? (2□□ □ □□□□.)

- A. lcai\_disconnected\_version□ □□□□□□□□. □□ □□□□ tar.gz LCM □□.
- B. LCM □□ □□ □□ m Prism Central□□ □ □□ □□□ □□□□□.
- C. Prism Element□□ LCM □□ □□□ □□□□ □ □□□ □□□ □□□□□.
- D. lcm\_dark\_site\_version□ □□□□□□□□. □□ □□ □□□□□ gz LCM □□.







Answer: C ([LEAVE A REPLY](#))

**NEW QUESTION: 14**

□□ Nutanix □□ □□ □□□ □□ □ □□□□□ □□□□ □□□□□□ □□□ □□□□□?

- A. □□
- B. □□
- C. □□ □□
- D. □□

Answer: B ([LEAVE A REPLY](#))

**NEW QUESTION: 15**

nutanix NGT □□□ □□□□□ □□□□ □□ □□□□□? (2□ □□)

- A. □□□□ □□□□
- B. □□□ □ □□□ □□□□□
- C. □□ □□□ □□□
- D. □□□□□□ □□□ □□□

Answer: ([SHOW ANSWER](#))

**NEW QUESTION: 16**

□□□□ □□ □□□ □□ □□ □□□ □□□□ □□□. □□□□ □□ □ □□□ □□□□ □□ □? (2□ □□)

- A. □□ □□□ □□□□□ □□□ □□□□□□
- B. □□□□ □□ VM□ □□□□□ □□□ □□□□□□□□□□.
- C. □□□□□ □□□ □□□ □□□ □□□□□.
- D. Nutanix □□ □□□ □□ □□□□□ □□□□□.

Answer: B,C ([LEAVE A REPLY](#))

<https://portal.nutanix.com/page/documents/details/?targetId=AHV-Admin-Guide-v51:AHV-Admin-Guide-v51>

**NCP-5.15** □□ □□□ □□□□□ □□ DumpTop □□ □□□□ □□□ NCP-5.15 □□!  
DumpTop □ □□ **NCP-5.15** □□ □□□ □□□□□□, DumpTop NCP-5.15 □□ □□□ □□  
□□□□□□ □□□ □□□□□□□. □□□□ □□□ □□□□ □□ DumpTop NCP-5.15 □  
□□ □□□□□. <https://www.dumptop.com/Nutanix/NCP-5.15-dump.html> (279 Q&As Dumps,  
**30%OFF** Special Discount: **KrDump**)

**NEW QUESTION: 17**

□ □□ □□□□ □□□ □□□ IP □□□ □ □□□□?

- A. □ FSVM□ 2□, □□□□□ 1□
- B. FSVM□ 2□ + □□□□□ 2□

- C. FSVM 10 + 10000 10 10
- D. FSVM 10 + 10000 20

Answer: A ([LEAVE A REPLY](#))

**NEW QUESTION: 18**

VMware vSphere 6.5 10000 10000 10000 10000 10000 10000. VM 10000 10000 10000.

VMware vSphere 6.5 10000 10000 10000 10000 10000?

- A. VMware vSphere 6.5 10000 10000 10000 10000
- B. VMware vSphere 6.5 10000 10000 10000 10000
- C. VMware vSphere 6.5 10000 10000 10000 10000 10000 10000
- D. VMware vSphere 6.5 10000 10000 10000 10000 10000 10000.

Answer: D ([LEAVE A REPLY](#))

**NEW QUESTION: 19**

Leap 10000 10000 10000 10000 10000?

- A. 10000 10000
- B. 10000 VM
- C. 10000 10000
- D. 10000 10000

Answer: D ([LEAVE A REPLY](#))

10000  
10000

\* VMware vSphere 6.5 - Prism Central 10000 Xi Leap 10000 10000 10000 10000 (Nutanix 10000) 10000 10000. 10000 10000 10000 10000 10000 10000, 10000 10000 10000 10000 10000 10000 10000 10000. 10000 10000 - 10000 10000 10000 10000

\* up(RPO, Retention), 10000 10000 10000 10000 10000

<https://vmwaremine.com/2019/02/08/nutanix-leap-runbooks-part-1/#sthash.VwrzSzhQ.dpbs>

**NEW QUESTION: 20**

VMware vSphere 6.5 10000 10000 10000 10000 10000 Nutanix 10000 10000 10000 10000 10000 10000.

VMware vSphere 6.5 10000 10000 10000 10000 10000?

- A. Health 10000 10000 Log Collector 10000 10000 10000 10000 10000 10000.
- B. 10000 10000 10000 10000 CSV 10000 10000.
- C. 10000 10000 10000 10000 10000 10000 10000 10000.
- D. 10000 10000 10000 10000 10000 10000 10000 10000.

Answer: C ([LEAVE A REPLY](#))

10000:

<https://portal.nutanix.com/page/documents/details?targetId=Prism-Central-Guide-Prism-v55:mulalerts-managem>



□□□ □□ □□ □□□ □□□□□? □□ □□

- A. □□ □□□
- B. □□□ □□
- C. □□□ □□ □□
- D. □□□□□

Answer: ([SHOW ANSWER](#))

**NEW QUESTION: 26**

□□□□ Nutanix □□□□ □□□□ □□□ □□ □□□ □□ □□□ □□□□ □□□. □□□□ □ □□ □□□ □□□□. IP □□ □ VM □□□ □□ □□□□ □□□ □ □□□□. Nutanix □□□□ □□□ □□ □□□□ □□□□□□ □□ □□□ □□□□ □□□?

A)

Under the **User Profile** in Prism, select **Anonymize Log Output**, then run **Log Collector** from the **Health** dashboard.

B)

Run the `noc log_collector` tool on a CVM, setting the `--enhanced_log_collector` flag to `true`.

C)

Run the `noc log_collector` tool on a CVM, setting the `--anonymize_output` flag to `true`.

D)

On the **Health** dashboard in Prism, use the **Log Collector** option under **Actions** and choose **Anonymize Logs**.

- A. □□ C
- B. □□ D
- C. □□ B
- D. □□ A

Answer: B ([LEAVE A REPLY](#))

**NEW QUESTION: 27**

□□□□ VM□ □□ □□□ CD□ □□□□ □□□. □□□□ VM□ □□□□□ □□□□□ □□ □□ □□□ □□□□ □□ □□□ □□□□ □□□□□. □□ □□□ CD□ □□□□ □□ □□ □□□□. □□□□ □□ □□□ □□□□□?

- A. CD-ROM □□□□□□ □□ □□□□.
- B. □□□□ CD□ □□□□ □□ □□□ □□□□ □□□□□□.
- C. VM□ CD□ □□□□□ □□ □□□□ □□□□ □□□ □□□.
- D. □□ □□□ CD □□□□□ □□ □ □□□□□□□□.

Answer: B ([LEAVE A REPLY](#))

□□:

https://next.nutanix.com/prism-infrastructure-management-26/booting-vm-to-cd-no-drives-present-31800

**NEW QUESTION: 28**

ahv □□□□□ VM□ □□□□□ □□□□□□ □ □□ "□□□□ □□" □□□□ □□□ □ □□□□ □? (2□ □□)

- A. □□□ □□□□□ □□
- B. □□□□ □□□ □□
- C. ADSF □□□□ □□
- D. VM □□□□ □□

Answer: ([SHOW ANSWER](#))

**NEW QUESTION: 29**

□□□□ □□□□□ □□□□□ □□ AHV □□□□□ □□□□□ □□□. □□□□□ NCC□ □□ □□□□□ □□ □□□ □□□□□. □□□□□ □□□ □□ □□□ □□□□□ □□□? □□ □□: □ □□□□ □□ □□ □□ □□□□ □□□□ □□ □□ □□□□ □□ □□□ □ □□□□.

## Procedure

## Step

Shut down CVMs

	▼
Step 1	
Step 2	
Step 3	
Step 4	

Shut down Nodes

	▼
Step 1	
Step 2	
Step 3	
Step 4	

Shut down Guest VMs

	▼
Step 1	
Step 2	
Step 3	
Step 4	

Stop the Cluster

	▼
Step 1	
Step 2	
Step 3	
Step 4	

**Answer:**

## Procedure

## Step

Shut down CVMs

	▼
Step 1	
Step 2	
Step 3	
Step 4	

Shut down Nodes

	▼
Step 1	
Step 2	
Step 3	
Step 4	

Shut down Guest VMs

	▼
Step 1	
Step 2	
Step 3	
Step 4	

Stop the Cluster

	▼
Step 1	
Step 2	
Step 3	
Step 4	

□□

## Procedure

## Step

Shut down CVMs

	▼
Step 1	
Step 2	
Step 3	
Step 4	

Shut down Nodes

	▼
Step 1	
Step 2	
Step 3	
Step 4	

NUTANIX

Shut down Guest VMs

	▼
Step 1	
Step 2	
Step 3	
Step 4	

Stop the Cluster

NUTANIX	▼
Step 1	
Step 2	
Step 3	
Step 4	

□□:

<https://next.nutanix.com/how-it-works-22/scheduled-power-outage-relocating-cluster-hardware-if-you-need-to-s>

**NEW QUESTION: 30**

□□□□ VM□ Volumes□ □□□□□ □□□.  
iSCSI □□□□ □□ VM□ □□ □□□□□ □□□□ □□□?

- A. □□□□ VM □□□□
- B. □□ □□□□
- C. □□□□ □□□□
- D. □□ □□□□

Answer: C ([LEAVE A REPLY](#))

**NEW QUESTION: 31**

Nutanix □□□□ VM□ □□□□ □□ □□ □□□ □□□□□?

- A. □□□ □□□□
- B. □□□□ □□
- C. □□ □□
- D. □ □□□

Answer: C ([LEAVE A REPLY](#))

**NCP-5.15** □□ □□□ □□□□□ □□ DumpTop □□ □□□□ □□□ NCP-5.15 □□!  
 DumpTop □ □□ **NCP-5.15** □□ □□□ □□□□□□□, DumpTop NCP-5.15 □□ □□□ □□  
 □□□□□□ □□□ □□□□□□□□. □□□□□ □□□ □□□□□ □□ DumpTop NCP-5.15 □  
 □□ □□□□□. <https://www.dumptop.com/Nutanix/NCP-5.15-dump.html> (279 Q&As Dumps,  
**30%OFF** Special Discount: **KrDump**)

**NEW QUESTION: 32**

□□□ DR□ □ □□□ □□ □□□□□. □□ □□□□□ □□□□ □□□ □□□□□.  
 □□ □□□□□ VM□ □□ □□□□□ □□ □□□□ □□ □□□ □□□□ □□□?  
 □□ □□: □ □□□ □□ □□ □□ □□□ □□□□ □□ □□ □□□ □□□□ □□ □□□ □  
 □□□□. □□ □□□ □□□ □□ □□□□□. □□□□□ □□□ □□□□ □□□ □□□□ □□□□  
 □.

Procedure	Step
Log into Prism Element at the backup site	<input type="button" value="Select"/> Invalid Step Step 1 Step 2 Step 3 Step 4
Reboot VMs	<input type="button" value="Select"/> Invalid Step Step 1 Step 2 Step 3 Step 4
Go to the Async DR tab	<input type="button" value="Select"/> Invalid Step Step 1 Step 2 Step 3 Step 4
Log into Prism Element at the primary Site	<input type="button" value="Select"/> Invalid Step Step 1 Step 2 Step 3 Step 4
Select the Protection Domain and click Activate	<input type="button" value="Select"/> Invalid Step Step 1 Step 2 Step 3 Step 4
Power on VMs	<input type="button" value="Select"/> Invalid Step Step 1 Step 2 Step 3 Step 4

**Answer:**

**Procedure**

Log into Prism Element at the backup site

**Step**

Select

Invalid Step

Step 1

Step 2

Step 3

Step 4

Reboot VMs

Select

Invalid Step

Step 1

Step 2

Step 3

Step 4

Go to the Async DR tab

Select

Invalid Step

Step 1

Step 2

Step 3

Step 4

Log into Prism Element at the primary Site

Select

Invalid Step

Step 1

Step 2

Step 3

Step 4

Select the Protection Domain and click Activate

Select

Invalid Step

Step 1

Step 2

Step 3

Step 4

Power on VMs

Select

Invalid Step

Krdump.com  
NUTANIX



□□

**Procedure**

Log into Prism Element at the backup site

Reboot VMs



Go to the Async DR tab

Log into Prism Element at the primary Site

Select the Protection Domain and click Activate

Power on VMs

**Step**

Invalid Step ▼

Invalid Step ▼

Step 2 ▼

Step 1 ▼

Step 3 ▼

Step 4 ▼

**NEW QUESTION: 33**

□□□□ ESXi □□□□□ Nutanix AHV □□□□□ Windows VM□ □□□□□□□□□□. □□□□ □□ □□□□□□□□ VM□ □□□□□ □□□□□. VM □□□□ □□ □□ □□□□ □□□□□□□□. □□ □□□ □□ □ □□□□□

VM□ □□□□□ □□ □□□□ □□□□□ □□ □□□□□ □□□ □□□□□ □□□□?

- A. Nutanix Virt IO □□□□□□ VM □□ □□□□□□□□ □□□□□□□□.
- B. ESXi □□ □□□□□□ □□ AHV □□□□□□ ping□ □ □□□□□.
- C. □□ □□□□□□ VM □□□□□ □□□□□□□□□□.
- D. Windows OS□ □□□□□ □□ □□□□□□□.

Answer: ([SHOW ANSWER](#))

**NEW QUESTION: 34**

□□□□ □□ 120TiB(□□□□□□) □□□□□□ □□□□□□ □□ □ □□ Nutanix □□□□□ □□□□ □□□□ □□□□□□□□?

- A. AOS5.11
- B. □□ 5.11

C. 5.10

D. 4.4

Answer: (SHOW ANSWER)

**NEW QUESTION: 35**

20,000 VMs are running on a single host. CPU usage is 100%. What is the most likely cause of this issue?



Prism Analysis Graphs show which of the following?

- A. IO, CPU, and VM CPU
- B. IO, CPU, and VM CPU
- C. CPU and VM CPU
- D. IO, CPU, VM, and VM CPU

Answer: D (LEAVE A REPLY)

**NEW QUESTION: 36**

Which of the following is a valid IP address? (2 correct answers.)

- A. VM IP address
- B. VM VLAN address
- C. AHV VLAN address
- D. AHV IP address

Answer: (SHOW ANSWER)

**NEW QUESTION: 37**

Prism Central can be used to monitor which of the following? (3 correct answers.)

- A. VMs
- B. Hosts
- C. Clusters
- D. Pools
- E. Volumes

Answer: A,B,C (LEAVE A REPLY)

**NEW QUESTION: 38**

cvm command to show AHV pNIC configuration?

- A. allssh ssh root@192.168.5.2 ovs-appctl bond/show

- B. hostssh ovs-appctl □□/□
- C. hostssh ssh host@192.168.5.1 ovs-appctl bond/show
- D. allssh ovs-appctl bond/show

Answer: ([SHOW ANSWER](#))

**NEW QUESTION: 39**

□□□□ LCM □□□□□□ □□ □□ □□□□ □□ □□□□ □□□□□□□□ □□□ □□ □ □□?

- A. Prism Element□ Life Cycle Management □□□□□ Perform Inventory□ □□□ □□ □□□ □□□□ LCM Auto Inventory□ Daily□ □□□□□.
- B. Prism Central□ Life Cycle Management □□□□□ Perform Inventory□ □□□ □□ □□□ □□□□ Enable LCM Auto Inventory □□□□ □□□□□.
- C. Prism Element□ Life Cycle Management □□□□□ Perform Inventory□ □□□ □□ □□□ □□□□ Enable LCM Auto Inventory □□□□ □□□□□.
- D. Prism Central□ Life Cycle Management □□□□□ □□ □□ □□□□ □□□ □□□□□.

Answer: D ([LEAVE A REPLY](#))

□□: <https://next.nutanix.com/how-it-works-22/nutanix-upgrade-order-37917>

**NEW QUESTION: 40**

□□□□ Prism Element□ Nutanix □□□□□ □□ □□□ □□□□□ □□□ □ □□□□ □□ □□ □□□□.

- A. OpenLDAP □□□ □□ □□□ □□ □□□□□ □□□□□□□.
- B. □□□□□ □□ □□ □□ □□□□□□.
- C. □□□ □□□ □□□□ □□□ □□□ □□□□□.
- D. Active Directory □□□□ □□□ □□□□□□.

Answer: C ([LEAVE A REPLY](#))

□□:

<https://next.nutanix.com/prism-infrastructure-management-26/user-management-and-ldap-setupin-prism-eleme>

**NEW QUESTION: 41**

Nutanix virtio □□□□□ □□ 3□□ □□□□□ □□□□ □□□□? (3□ □□)

- A. □□□ □□□□
- B. NIC □□□□
- C. USB □□□□
- D. □□□ □□ □□□□
- E. SCSI □□□□

Answer: B,D,E ([LEAVE A REPLY](#))

**NEW QUESTION: 42**

AHV □□□□□ □□ □□□□□ □□ □□□ □□□□□.

□□ □□□□ □□ □□ VM□ □□□ □□□?

- A. □□□□□ □□ □□□□□ VM□ □□ □□□□□ □□□□□.
- B. VM□ □□□□□ □□ □□□ □□□ □□□□□□□ □□□□□.
- C. VM□ □□□□□□ □□□□□□ □□□□□□□□□□□□□□□□.

Answer: C ([LEAVE A REPLY](#))

**NEW QUESTION: 43**

□□□ VM□ □ □□ □□ □□□□□ □□ □□□ □□□ □ □□□ □□□.  
Nutanix □□□□□ □□ □□ □□□ □□□□□?

- A. □□□□ RF 3 □ □□□□ RF 3□ □□ □□ 3□
- B. □□□□ RF 3 □ □□□□ RF 2□ □□ □□ 3□
- C. □□□□ RF 2 □ □□□□ RF 3□ □□ 5□ □□
- D. □□□□ RF 3 □ □□□□ RF 3□ □□ 5□ □□

Answer: D ([LEAVE A REPLY](#))

□□:

[https://portal.nutanix.com/page/documents/details?targetId=Web-Console-Guide-Prism-v5\\_16:arcredundancy-fa](https://portal.nutanix.com/page/documents/details?targetId=Web-Console-Guide-Prism-v5_16:arcredundancy-fa)

**NEW QUESTION: 44**

□□□□ Prism□□ □□ VM□ □□ □□□ □□ □□□ □□□ □□□□ □□□?

- A. □□ VM□ □□□□ □□□□□ □□ □□□ □□□□□.
- B. VM □□□ □□□□ □□□ □□ □□□ □□□□□.
- C. □□□ □□□□ □ □□□ □□ □□ □□□ □□□□□.
- D. □□ □□□ □□□□ □□□ □□ □□□ □□□□□.

Answer: D ([LEAVE A REPLY](#))

□□

<https://portal.nutanix.com/page/documents/details/?targetId=Prism-Central-Guide-Prism-v510:mul-alert-policies>

**NEW QUESTION: 45**

Nutanix □□□□□□ 4□□ □□□ □□□□ □□□□. □ □□□□□ 4□□ VM□ VM-VM □□ □□ □□□□ □□□□□□ □□ □□ □□□□ □□□□□□.

- AHV □□□□□ □□ □□□□□ □□□ VM□ □□□ □□□?
- A. □□□□□ □□ □□□ □□ □□ □□□ □□ □□ □□□ □□□ □ □□ VM□ □□□□□ □.
  - B. □□□□ □□□□ □□□ □□□□□ □□□ AHV □□ □□□□□ □□□ □□□□□.
  - C. 4□□ VM □□□ □□ □□□ AHV □□ □□□□□ □□□ □□□□□.
  - D. VM□ □□□□□ □□□ □□□□□ 4□ □ 1□□ VM □□□ □□□□.

Answer: B ([LEAVE A REPLY](#))

**NEW QUESTION: 46**

VM Nutanix . . .

- \* : 64%
- \* CPU : 19%
- \* . 32%
- \* VM CPU : 25%
- \* VM CPU : 24%
- \* VM : 60%

VM ? (2 ?.)

- A. VM vCPU .
- B. VM .
- C. CPU CPU .
- D. VM .

Answer: (SHOW ANSWER)

**NCP-5.15** DumpTop NCP-5.15!  
 DumpTop **NCP-5.15**, DumpTop NCP-5.15  
 . DumpTop NCP-5.15  
 . <https://www.dumptop.com/Nutanix/NCP-5.15-dump.html> (279 Q&As Dumps,  
**30%OFF Special Discount: KrDump**)

NEW QUESTION: 47

24 Prism ?

- A. .
- B. .
- C. .
- D. SNMP

Answer: (SHOW ANSWER)

https://portal.nutanix.com/page/documents/details/?targetId=Prism\_Central\_Guide-

Acr\_v4\_6:mul\_alerts\_manag Prism Central . . .  
 . , . . .  
 : Prism Central Prism . . .  
 Prism Central . . .  
 (Nutanix / ) .  
 \* .  
 \* .  
 \* .

□□ □□□ □□ □□ □□□□□.

\* □□ □□ □□□□ □□□ □□□□□.

\* □□ □□□□ □□□□ Prism Central□ □□□□□□□.

\* □□□□ □□□ □□□ □□□□ □□□□ □□□□ □□□ □□□ □□□□ □□□□□.

\* □□□ □□ □□ □□□ □□□□ □□□ □ □ □□(24□□) □□ □□□ □□□□.

□□ □□ □ □□ □□□ □□ □□□ □ □□□□. □ □□ □□ □□□□ □□□ Prism Central□

□ □□ □□□□ □□□ □□□□.

\* Nutanix □□ □□□ □□ □□□ □□□□ Nutanix □□ □□□ □□□□□□□.

\* □□ □□□□ □□ □□□ □□□□ Nutanix □□ □□ □□□ □□□ □□□ □□□ □ □□ □□□□□□□.

\* □□ □□□ □□□□ □□ □□□ □□□□ □□□ □□□□□(□□ □□ □□□ □□□□ □□ □□□ □□□□ □□ □□□□).

□□ □□ □□□□ □□ □□ □□ □□□ □□□□□. □ □□□□ □□ □□□□□□ SMTP □

□□ □□□□ □□□□. □□□ □□□□ SMTP □□ □□ □□ □□□□

**NEW QUESTION: 48**

□□□ □□□□ Nutanix □□□□□ VM□ □ □□□□ □□□.

□□ □□□□□ □ VM□ □□□ □ □□□ □□□□ □□ □□□□ □□□□ □□ □ □□ □□ □□

□ □□□□□? (2□ □□)

- A. Cluster Runway□ □□□ □□
- B. □□ □□ □□□ □ □□ □□
- C. VM □□□□ □□ □□□ □□□ □□
- D. □□ □□ □□□ □□□□ □□

Answer: A,C ([LEAVE A REPLY](#))

**NEW QUESTION: 49**

□□□□ 3□□ □□□□□ □□□ □□□ □□□□□□ □□□□ □□□ □□□□□ □□□.

□ □□□ □□□□□ □□ □□□□ □□ □□□ □□□ □□□□?

- A. □□□□□ 4□□ □□ □□
- B. Prism Pro □□□□□ □□□□□□
- C. □□□□□□ □□□□ □□
- D. □□□□□ AHV□ □□

Answer: A ([LEAVE A REPLY](#))

**NEW QUESTION: 50**

□□□ Nutanix □□□□□ □□□□□ □□ □□□□□ □□□□ □□□□□?

- A. □□
- B. □□□
- C. □□□ □□
- D. □□□

Answer: D ([LEAVE A REPLY](#))

□□

□ Nutanix □□ □ □□□ □□□□ □□ □□ □□□ □□□□□ □□ □□□□□. □□□ □□ □ □□□ Nutanix □□ □□ □□□ □ □□□□□ □□□ □□□ □□□□. □□□ □□□□ □ □□□□□ □□□ □□ □□□□ □□□□□ □□□ □□□ □□□□ □□□□□. □ □□ □ □□ □□□□□ □□□ □□□ □□□□.

<https://portal.nutanix.com/page/documents/details/?targetId=Prism-Central-Guide-Prism-v51:licensing-mana>

**NEW QUESTION: 51**

□□□□□ □□ □□□ □□□ □□□□ □□□□ □□□□□□ □□□ □ □□ □□ □□□ □ □□□□?

- A. □□□□□□ □□□ □□□□
- B. □□ □□□□ KMS □□ □□
- C. VM□ □□ □□□ □□
- D. □□ KMS□ □□ KMS□ □□

**Answer: (SHOW ANSWER)**

□□:

<https://next.nutanix.com/blog-40/security-with-simplicity-encryption-for-your-data-with-1-click-28225>

**NEW QUESTION: 52**

□□□□ Nutanix □□□□□ NTP□ □□□□ □□□□. □□ □□□ □□□□ □□□□ □□□□□ □ □□ NTP □□□ □□□□ □□□?

- A. 5
- B. 2
- C. 3
- D. 4

**Answer: (SHOW ANSWER)**

**NEW QUESTION: 53**

□□□□ □□□□□ □□□ □□□□ □□□□□ □□□. □□□□□ □□□□ □□□ □□□ □□□ □□□□ □□□ □□□□□?

- A. iostat
- B. □□ □□
- C. ncc
- D. □□

**Answer: C (LEAVE A REPLY)**

**NEW QUESTION: 54**

□□□□□□ RF2□ □□□□. □□□□□ □□□ □□□□ □□□ □□ □□ □□□□ □ □□ □□□□□ □□□□.

VMs are not running on SSDs?

- A. 20 VMs are on SSDs.
- B. RF2 VMs are on SSDs.
- C. 10 VMs are on SSDs.
- D. 10 VMs are on SSDs.

Answer: A ([LEAVE A REPLY](#))

**NEW QUESTION: 55**

Leap is a...?

- A. VM
- B. VM
- C. VM
- D. VM

Answer: D ([LEAVE A REPLY](#))

VM

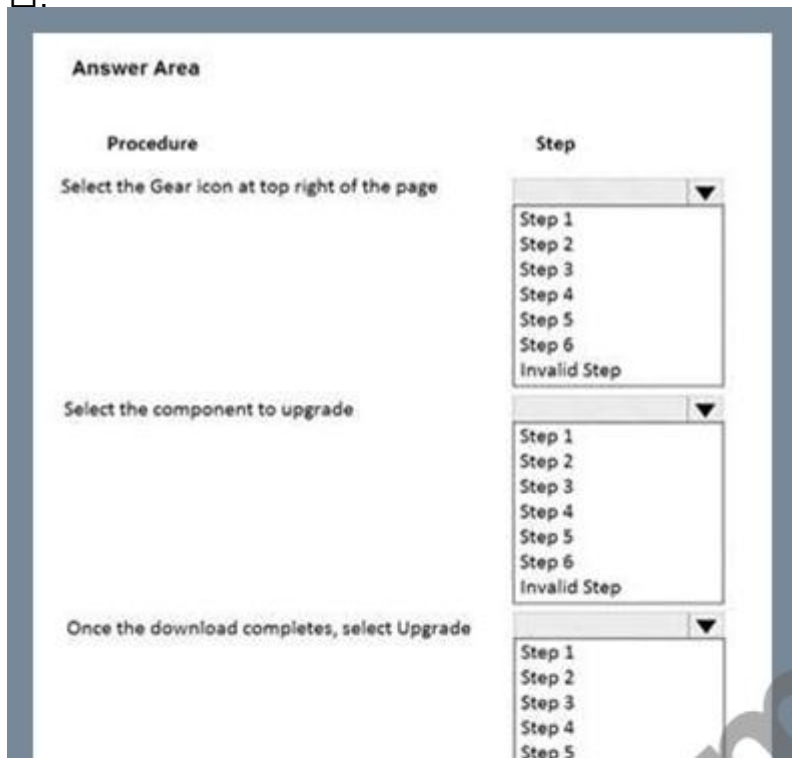
Prism Central Xi Leap... (Nutanix...)

<https://vmwaremine.com/2019/02/08/nutanix-leap-runbooks-part-1/#sthash.VwrzSzhQ.dpbs>

**NEW QUESTION: 56**

Nutanix...?

Procedure: Select the Gear icon at top right of the page... Select the component to upgrade... Once the download completes, select Upgrade




Log into Prism Central

Select the User login name at the top right of the page

On the left, select Upgrade Prism Central

Click Download



On the left under Settings, select Upgrade Software

Log in to Prism Element

Step 6  
Invalid Step

Step 1  
Step 2  
Step 3  
Step 4  
Step 5  
Step 6  
Invalid Step

Step 1  
Step 2  
Step 3  
Step 4  
Step 5  
Step 6  
Invalid Step

Step 1  
Step 2  
Step 3  
Step 4  
Step 5  
Step 6  
Invalid Step

Step 1  
Step 2  
Step 3  
Step 4  
Step 5  
Step 6  
Invalid Step

Step 1  
Step 2  
Step 3  
Step 4  
Step 5  
Step 6  
Invalid Step

**Answer:**

**Answer Area**

**Procedure**

Select the Gear icon at top right of the page

**Step**

▼

Step 1  
Step 2  
Step 3  
Step 4  
Step 5  
Step 6  
Invalid Step

Select the component to upgrade

▼

Step 1  
Step 2  
Step 3  
Step 4

Once the download completes, select Upgrade



Select the User login name at the top right of the page

On the left, select Upgrade Prism Central

Click Download

On the left under Settings, select Upgrade Software

Log in to Prism Element

Step 5 |  
Step 6  
Invalid Step

Step 1  
Step 2  
Step 3  
Step 4 |  
Step 5  
Step 6  
Invalid Step

Step 1 |  
Step 2  
Step 3  
Step 4  
Step 5  
Step 6  
Invalid Step

Step 1  
Step 2  
Step 3  
Step 4  
Step 5  
Step 6  
Invalid Step |

Step 1  
Step 2 |  
Step 3  
Step 4  
Step 5  
Step 6  
Invalid Step

Step 1  
Step 2  
Step 3  
Step 4  
Step 5  
Step 6 |  
Invalid Step

Step 1  
Step 2  
Step 3  
Step 4  
Step 5  
Step 6 |  
Invalid Step |

Step 1  
Step 2  
Step 3  
Step 4  
Step 5  
Step 6  
Invalid Step |

## Procedure

Select the Gear icon at top right of the page

## Step

	▼
Step 1	
Step 2	
Step 3	
Step 4	
Step 5	
Step 6	
Invalid Step	

Select the component to upgrade

	▼
Step 1	
Step 2	
Step 3	
Step 4	
Step 5	
Step 6	
Invalid Step	

Once the download completes, select Upgrade

	▼
Step 1	
Step 2	
Step 3	
Step 4	
Step 5	
Step 6	
Invalid Step	

Log into Prism Central **NUTANIX**

Select the User login name at the top right of the page

On the left, select Upgrade Prism Central

**NEW QUESTION: 57**

□□□ □□□□□.



- Linux □□□ □□□ □□□□ Linux VM□ □□□□ □□ □□□□□□□□. □□□ Admin1 □□□ □ □□ Linux VM□ □□□□ □ □□□□.
- □□□ □□□ □□□□□ □□ □□□ □□□ □□□?
- A. □ Linux VM□ □□□ □□□ □□□□□.
  - B. □□□ □□ □□□ KM□ □□□□ □□□□□.
  - C. admin1 □□□□□ □□ □□(□□ □□□□).
  - D. Linux □□□□ □□□ □□□□□.

Answer: B ([LEAVE A REPLY](#))

**NEW QUESTION: 58**

Nutanix AHV VMs are connected to a network switch. What is the correct configuration for the VM network interface?

- A. VM NIC is connected to the switch via a vNIC.
- B. Prism Element is configured to connect the VM NIC to the switch via a vNIC.
- C. VM NIC is connected to the switch via a vNIC and the switch is configured to connect the VM NIC to the switch via a vNIC.
- D. VM NIC is connected to the switch via a vNIC and the switch is configured to connect the VM NIC to the switch via a vNIC.

Answer: ([SHOW ANSWER](#))

**NEW QUESTION: 59**

What is the correct configuration for the VM network interface?

- A. VM NIC is connected to the switch via a vNIC.
- B. Prism Central is configured to connect the VM NIC to the switch via a vNIC.
- C. Prism Central is configured to connect the VM NIC to the switch via a vNIC.
- D. VM NIC is connected to the switch via a vNIC and the switch is configured to connect the VM NIC to the switch via a vNIC.

Answer: A ([LEAVE A REPLY](#))

□□

<https://portal.nutanix.com/page/documents/kbs/details/?targetId=kA00e000000LMgICAW>

**NEW QUESTION: 60**

AHV VMs are connected to a network switch. What is the correct configuration for the VM network interface?

- A. 10Gb VM NIC is connected to the switch via a vNIC.
- B. Active-Backup VM NIC is connected to the switch via a vNIC.
- C. 1Gb VM NIC is connected to the switch via a vNIC.
- D. VM IP is connected to the switch via a vNIC.

Answer: A ([LEAVE A REPLY](#))

**NEW QUESTION: 61**

AHV IPAM VM IP is connected to a network switch. What is the correct configuration for the VM network interface?

- A. VM NIC is connected to the switch via a vNIC and Prism Central is configured to connect the VM NIC to the switch via a vNIC.
- B. VXLAN OpenFlow VM NIC is connected to the switch via a vNIC and Prism Central is configured to connect the VM NIC to the switch via a vNIC.
- C. VM NIC is connected to the switch via a vNIC and Prism Central is configured to connect the VM NIC to the switch via a vNIC.
- D. VM NIC is connected to the switch via a vNIC and Prism Central is configured to connect the VM NIC to the switch via a vNIC.

Answer: D ([LEAVE A REPLY](#))



□□ □□: □ □□□ □□ □□ □□ □□□□ □□ □□ □□□ □□□□ □□ □□□ □ □□□□.

**Procedure**

**Step**

Shut down CVMs

	▼
Step 1	
Step 2	
Step 3	
Step 4	

Shut down Nodes

	▼
Step 1	
Step 2	
Step 3	
Step 4	

Shut down Guest VMs

	▼
Step 1	
Step 2	
Step 3	
Step 4	

Stop the Cluster

	▼
Step 1	
Step 2	
Step 3	
Step 4	

**Answer:**

**Procedure**

**Step**

Shut down CVMs

	▼
Step 1	
Step 2	
Step 3	
Step 4	

Shut down Nodes

	▼
Step 1	
Step 2	
Step 3	
Step 4	



Shut down Guest VMs

	▼
Step 1	
Step 2	
Step 3	
Step 4	

Stop the Cluster

	▼
Step 1	
Step 2	
Step 3	
Step 4	



- A. □□□□ □□□
- B. □□ □□
- C. □□□□ □□□
- D. □□□ □□□

Answer: A ([LEAVE A REPLY](#))

**NEW QUESTION: 68**

□□□□ □ □□□□□□□ □□ □□□ □□ □□□□ □□□□ Exchange □ SQL □□ □□□ □□ □□□□ □□□.

□□□□ □ □□ □□□ □□□ □□□□ □□□?

- A. □ □□ □□□□ □□ □ □□□□ □□ □□
- B. □□□ □□□□ □□ □ □□ □□□
- C. □□□ □□□□ □□ □ □□ □□ □□
- D. □ □□ □□□□ □□ □ vDisk□ □□ □□

Answer: ([SHOW ANSWER](#))

**NEW QUESTION: 69**

□□□□ ESXi VM□ Nutanix AHV □□□□□ □□□□□□□□ □□□□. VM □□□□ AHV □ □□□□ □□□ □ □□□□.

AHV VM□ □□□ □ □□ □□□□ □□□□ □□□□ □□ □□□□□ □□□□□?

- A. □□□ □□□□ □□□□ VM□ -flat.vmdk □□ □□□□
- B. □□□ □□□□ □□□□ VM .vmx □□ □□□□
- C. VM UUID□ □□□□ VM□ □□ -flat.vmdk □□□ □□□ □□□□.
- D. □□□ □□□□ □□□□ VM□ .nvram □□ □□□□

Answer: ([SHOW ANSWER](#))

**NEW QUESTION: 70**

Leap □□□ □□□ □□□ □□□□□?

- A. 2□□ VM□ □□□□□ □□□□ □□ □□□□□ □□□□□□.
- B. □ □□ Prism Central □□□□□□□ DR□ □□□□□.
- C. □□ □□□ □□ □ □□ AHV □□□□□ □□□□□□.
- D. 2□□ AHV □□□□□□ □□□□□ □□□□□.

Answer: C ([LEAVE A REPLY](#))

**NEW QUESTION: 71**

□□□ □□□□□□□ □□□□ □□ □ □□ □□ □□ □□ □□□□□? (2□□ □□□□□.)

- A. □□ AHV □□□□ □□□ VLAN□ □□□□□ □□□.
- B. □□ AHV □□□□ □□□ □□□□ IP □□□ □□□□.
- C. □□ VM□ □□□ □□□□ IP □□□ □□□□.
- D. □□ VM□ □□□ VLAN□ □□ □□□

Answer: A,B ([LEAVE A REPLY](#))

**NEW QUESTION: 72**

VMware AOS 5.15x VMs are connected to a network switch. How can you connect the VMs to the network? (2 correct answers)

- A. accli
- B. PE UI
- C. SSH CVM
- D. VM console

**Answer: A,C (LEAVE A REPLY)**

URL: <https://vmwaremine.com/2019/05/09/enable-vlan-trunking-on-nutanix-ahv-vm/#sthash.3ulAHeXZ.dpbs>

**NEW QUESTION: 73**

How can you connect a VM to a network switch? (2 correct answers)

- A. accli VM console
- B. PE UI
- C. SSH CVM
- D. VM console

**Answer: A,D (LEAVE A REPLY)**

**NEW QUESTION: 74**

HDD is connected to a VM. How can you connect the VM to the network? (2 correct answers)

- A. VM console
- B. HA console
- C. PE UI
- D. VM console

**Answer: B (LEAVE A REPLY)**

**NEW QUESTION: 75**

How can you connect a VM to a network switch? (2 correct answers)

- A. accli VM console
- B. PE UI
- C. Prism Central
- D. VM console

**Answer: (SHOW ANSWER)**

<https://portal.nutanix.com/page/documents/kbs/details/?targetId=kA00e000000LMgICAW>  
<https://portal.nutanix.com/page/documents/details/?targetId=Web-Console-Guide-Prism-v511:wc-cluster-expand-wc-t.html>  
<https://stonefly.com/blog/storage-snapshot-technology-techniques-and-details> AOS console

□□ □□ □□□ □□□ □□□□□.

**NEW QUESTION: 76**

□□□□ VM□ □□ □ □□ □□ □ □□ □□? (3□□ □□□□□.)

- A. □□ □□ □□□□ VM□ □□ □□□□ □□□ □ □□□□.
- B. □□□□ VM□ □□□ □□ VM□□ □□ □□□□.
- C. □□□□ VM□ □□ □□□□ □□□□□□□□ □□□□.
- D. HA □□□□ □□□□ □□□□ VM□ □□□ □□□□.
- E. □□□□ VM□ □□□□ □□ □□□□ □□□□□□□□□□.

Answer: A,B,D ([LEAVE A REPLY](#))

**NCP-5.15** □□ □□□ □□□□□ □□ DumpTop □□ □□□□ □□□ NCP-5.15 □□!  
DumpTop □ □□ **NCP-5.15** □□ □□□ □□□□□□□, DumpTop NCP-5.15 □□ □□□ □□  
□□□□□□ □□□ □□□□□□□□. □□□□ □□□ □□□□ □□ DumpTop NCP-5.15 □  
□□ □□□□□. <https://www.dumptop.com/Nutanix/NCP-5.15-dump.html> (279 Q&As Dumps,  
**30%OFF Special Discount: KrDump**)

**NEW QUESTION: 77**

□□□□ □□□ □□□□□□□ □□□ □□□□ □□ □ □□ □□□□□ □□□□□? (2□ □  
□)

- A. □□□□ □□□□□
- B. AOS □□□□□
- C. □□□□□□ □□□□□
- D. □□□□ □□□ □□□

Answer: ([SHOW ANSWER](#))

**NEW QUESTION: 78**

□□ □□□□□ □□□□ □□ 2□□ □□□ □□□ □□ □ □□□□? (2□ □□)

- A. □□ □ □□
- B. □□□(IOPS, □□ □□ □).
- C. □□ □□ □□
- D. □□□(vm, □□□, □□□, □□□ □)

Answer: ([SHOW ANSWER](#))

**NEW QUESTION: 79**

Near Sync □□□ □□□□ VM□ □□ □□□ □ □□ □□ RPO□ □□□□□?

- A. 15
- B. 60□
- C. 1□





□□□□ 80% □□□□ □□□□ 4□□ □□□□□ □□□□. □□□□ □□□ □□ □ □□□ □ □□□□.

□□□ □□□□□?

- A. □□□□ 60□ □□ □□□ □ □□ □□□.
- B. □□□□ 30□ □□ □□□ □ □□ □□□.
- C. □□□□□ □□ □□□□□ □□□ □□□ □□□□□.
- D. □□□□□ □□ □□□□□ □□□□□.

Answer: C ([LEAVE A REPLY](#))

**NEW QUESTION: 89**

□□□□ Nutanix □□□□□□□ □□□ □□□ □□□ □ □□□ □□□□ □□ □□ □□□ □□ □□ □□□□?

- A. SNMP □□□ □□□□ □□□ □□□□□.
- B. □□□□ □ □□ SSD□ □□□□.
- C. SMTP □□□□ □□□ □□□ □□□□□.
- D. □□ □□ □□□ □□□ □□□ □□□□□.

Answer: A ([LEAVE A REPLY](#))

**NEW QUESTION: 90**

Nutanix □□□□□□ □□□ □□□ □□□□ □□□ □□ □ □□ □□□ □□□□□? (2□□ □ □□□□.)

- A. □□ KMS□□ □□ 4□□ □□□□□ □□□□□.
- B. □□□□□ □□ □□□ □□□ □□□□ □□□□□ □ □□□□.
- C. □□□□ □□□□ □□□ □□ KMS □□□ □□□ □□□.
- D. □□□□ □ □□□□□□□ □□□□□.

Answer: B,C ([LEAVE A REPLY](#))

**NEW QUESTION: 91**

□□□□ □□ 10□ □□ □□□□□ □□□□ □□□ □□ Nutanix □□□□□□ □□□ □□ □ □□ □□ □□□□ □□□.

□□□ □□□□ □□□□ □□ □□□ □□□□ □□□?

- A. □□ □□□□□ □□□□ □□□□ □□□□□ □□ □□□ □□□□□.
- B. □□ □□□□□□ □□□□ □□□ □□□ CSV□ □□□□□.
- C. Health □□□□□□□ Log Collector□ □□□□ □□□□□□ □□□□ □□□□ □□□□□.
- D. □□ □□□□□□ □□ □□ □ □□□ □□ □□□ □□□□ □□□□□□.

Answer: D ([LEAVE A REPLY](#))



- A. 1000 100
- B. 100 100
- C. 1000 100000
- D. SNMP

**Answer: C (LEAVE A REPLY)**

[https://portal.nutanix.com/page/documents/details/?targetId=Prism\\_Central\\_Guide-](https://portal.nutanix.com/page/documents/details/?targetId=Prism_Central_Guide-Acr_v4_6:mul_alerts_management_pc_c.html)

[Acr\\_v4\\_6:mul\\_alerts\\_management\\_pc\\_c.html](https://portal.nutanix.com/page/documents/details/?targetId=Prism_Central_Guide-Acr_v4_6:mul_alerts_management_pc_c.html) Prism Central 100000 Prism Central 100 100 100000 1000 100000. 100 100, 100 100 100000 100000 100000 100 100000.

100: Prism Central 100 100 100000 Prism 100000 100 100 100000 100000 100000 100000 100000. 100 100 10000000 100000 100 1000. Prism Central 100 100000 1000000 1000000 100 100000. 1000000 1000000 1000(Nutanix 100 100 100/100 1000 1000 100) 100000 1000.

100 100000 1000000.

100 1000 100000 1000 1000 100000 100 1000 1000 1000000.

100 10000000 1000 100 1000 1000000.

100 1000 100 100 1000000.

100 100 100000 1000 1000000.

100 100000 100000 Prism Central 100 1000000000.

100000 10000 1000 100000 100000 100000 10000 1000 1000 1000000.

Email Daily Digest 1000 100000 1000 100 100(2400) 100 1000 100000.

100 100 100 1000 100 1000 1000000. 100 100 100000 1000 Prism Central 100 100 100000 1000 100000.

Nutanix 100 1000 100 1000 100000 Nutanix 100 1000 100000000.

100 100000 100 1000 100000 Nutanix 100 100 100 1000 1000 1000 1000 1000 1000 1000 1000 1000 1000000.

100 1000 100000 100 1000 100000 1000 1000000(100 100 1000 100000 100 1000000 100 100).

100 100 100000 100 100 100 1000 1000000. 1000000 100 10000000 SMTP 100 100 100000 100000. 100 100 1000 100000 SMTP 100 100 100 100000.

**NEW QUESTION: 95**

100000 1000000000 100 1000 1000 CPU 100 100 100 1000000 1000 SQL 100 1000000 100000 100000.

100000 1000 1000000 100000 1000 100 1000 1000000?

- A. 100 NUMA
- B. VM 10000000
- C. 1000 1000
- D. 1000 1000

**Answer: C (LEAVE A REPLY)**

**NEW QUESTION: 96**

Which Nutanix storage configuration option allows for a 75% reduction in storage space?  A. Nutanix Storage Configuration  B. Nutanix Storage Configuration  C. SSD  D. Nutanix Storage Configuration

Which DSF (Distributed Storage Fabric) option is supported?  A. DSF (Distributed Storage Fabric)  B. DSF (Distributed Storage Fabric)  C. DSF (Distributed Storage Fabric)  D. DSF (Distributed Storage Fabric)

- A. DSF (Distributed Storage Fabric)
- B. DSF (Distributed Storage Fabric)
- C. ILM (Information Lifecycle Management)
- D. DSF (Distributed Storage Fabric)

Answer: (SHOW ANSWER)

**NEW QUESTION: 97**

Nutanix provides a number of options for upgrading the software. Which option is the most recommended?  A. In-place upgrade  B. In-place upgrade  C. In-place upgrade  D. In-place upgrade

Answer Area

Procedure	Step
Select the Gear icon at top right of the page	Step 1 Step 2 Step 3 Step 4 Step 5 Step 6 Invalid Step
Select the component to upgrade	Step 1 Step 2 Step 3 Step 4 Step 5 Step 6 Invalid Step
Once the download completes, select Upgrade	Step 1 Step 2 Step 3 Step 4 Step 5 Step 6 Invalid Step
Log into Prism Central	Step 1 Step 2 Step 3 Step 4 Step 5 Step 6 Invalid Step
Select the User login name at the top right of the page	Step 1 Step 2

On the left, select Upgrade Prism Central

Click Download

On the left under Settings, select Upgrade Software

Log in to Prism Element

Step 3  
Step 4  
Step 5  
Step 6  
Invalid Step

Step 1  
Step 2  
Step 3  
Step 4  
Step 5  
Step 6  
Invalid Step

Step 1  
Step 2  
Step 3  
Step 4  
Step 5  
Step 6  
Invalid Step

Step 1  
Step 2  
Step 3  
Step 4  
Step 5  
Step 6  
Invalid Step

Step 1  
Step 2  
Step 3  
Step 4  
Step 5  
Step 6  
Invalid Step

## Answer:

### Answer Area

#### Procedure

Select the Gear icon at top right of the page

#### Step

Step 1  
Step 2  
Step 3  
Step 4  
Step 5  
Step 6  
Invalid Step

Select the component to upgrade

Step 1  
Step 2  
Step 3  
Step 4  
Step 5  
Step 6  
Invalid Step

Once the download completes, select Upgrade

Step 1  
Step 2  
Step 3  
Step 4  
Step 5  
Step 6

Log into Prism Central

Invalid Step

▼

Step 1  
Step 2  
Step 3  
Step 4  
**Step 5**  
Step 6  
Invalid Step

Select the User login name at the top right of the page

▼

Step 1  
Step 2  
Step 3  
Step 4  
Step 5  
**Step 6**  
Invalid Step

On the left, select Upgrade Prism Central

▼

**Step 1**  
Step 2  
Step 3  
Step 4  
Step 5  
Step 6  
Invalid Step

Click Download

▼

Step 1  
Step 2  
Step 3  
**Step 4**  
Step 5  
Step 6  
Invalid Step

On the left under Settings, select Upgrade Software

▼

Step 1  
Step 2  
Step 3  
Step 4  
**Step 5**  
Step 6  
Invalid Step

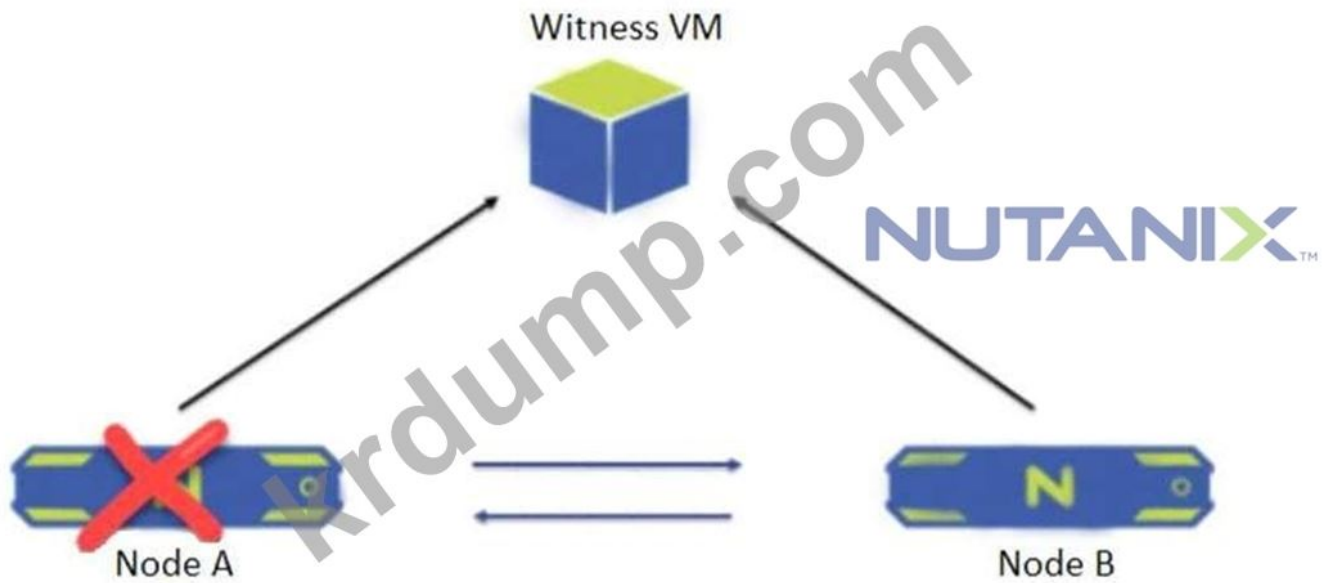
Log in to Prism Element

▼

Step 1  
Step 2  
Step 3  
Step 4  
Step 5  
**Step 6**  
Invalid Step

**NEW QUESTION: 98**

2 VMs ROBO VMs VMs VMs VMs.



Which of the following is true?

- A. The Witness VM will be on the failed node.
- B. The Witness VM will be on the healthy node.
- C. The Witness VM will be on the failed node and the healthy node.
- D. The Witness VM will be on the failed node and the healthy node.

Answer: [\(SHOW ANSWER\)](#)

**NEW QUESTION: 99**

What is the default storage policy for VMs in a Nutanix cluster?

- A. 50%
- B. 25%
- C. 100%
- D. 0%

Answer: [\(SHOW ANSWER\)](#)

**NEW QUESTION: 100**

Prism Central can be used to manage multiple clusters. Which of the following is true? (3 correct answers.)

- A. Prism Elements can be managed by Prism Central.
- B. Prism Elements can be managed by Prism Central.
- C. Prism Elements can be managed by Prism Central.
- D. Prism Elements can be managed by Prism Central.
- E. Prism Elements can be managed by Prism Central.

Answer: B,D,E [\(LEAVE A REPLY\)](#)

**NEW QUESTION: 101**

Which of the following is true? (3 correct answers.)



Which of the following are supported by the Nutanix Prism web console? (3 correct answers.)

- A. 10Gb virtual network interface cards (vNICs)
- B. Network load balancing (NLB) and Network Address Translation (NAT)
- C. 10Gb virtual network interface cards (vNICs)
- D. VLAN ID and network ID
- E. 10Gb virtual network interface cards (vNICs)

Answer: B,C,D (LEAVE A REPLY)

**NEW QUESTION: 102**

Which of the following are supported by the Nutanix Prism web console?

- A. iSER
- B. CHAP
- C. SAML
- D. LDAP

Answer: B (LEAVE A REPLY)

<https://portal.nutanix.com/page/documents/details/?targetId=Web-Console-Guide-Prism-v50:web-block-services-enabling-t.html> is a document in the Nutanix Prism web console. (Which of the following are supported by the Nutanix Prism web console?)  
 A. iSER  
 B. CHAP  
 C. SAML  
 D. LDAP

**NCP-5.15** is a new question in the Nutanix NCP-5.15 exam! DumpTop has the answers for NCP-5.15. Visit <https://www.dumptop.com/Nutanix/NCP-5.15-dump.html> (279 Q&As Dumps, 30%OFF Special Discount: **KrDump**)