

Microsoft.PL-900-KR.v2026-03-12.q168

□□□□:	PL-900-KR
□□□□:	Microsoft Power Platform Fundamentals (PL-900 Korean Version)
□□□:	Microsoft
□□ □□ □□□:	168
□□:	v2026-03-12
# □□ □:	110
# □□ □□□:	1680
https://www.krdump.com/Microsoft.PL-900-KR.v2026-03-12.q168.html	

NEW QUESTION: 1

□ □□□ Microsoft Power Platform □ □□□□ □□□ □□□ □□□□ □□□□.
□□□ □□□□ □□□ □□ □□ □□□ □□□□.

Department	Requirement
Customer service	Allow customers without Microsoft Power Platform licenses to create their own account and log customer service tickets themselves.
Facilities	Allow technicians to take photos of warehouse equipment with their mobile devices and record details about equipment condition.
Finance	Automatically copy details from invoices received in a shared mailbox into the finance system.
Marketing	Create a list of key words and phrases used by customers who provided feedback.

□□ □□□ □□□□ □□ □□□ □□ □□□ □□ □□□ □□□□ □□□□ □□□□.
□□ □□□ □□ □□□ □□ □□□□ □□□□?

- A. □□
- B. □□ □□□
- C. □□□
- D. □□

Answer: ([SHOW ANSWER](#))

NEW QUESTION: 2

□□□ □□ □□ ALM(Application Lifecycle Management) □□□□□ □□ □□□, □□ □ □□
□ □□□□ □□□□□. □□□ □□ □ □□ □□□□□ Power □ □□□□□.
□□□ □□□□ □□□ □□□ □□□ □□□□□ □□□□. □□□ □□ □□ □ □□□□ □□□
□□□ □□□ □□□ □□ □□□.
□□ □□□ □□□□ □□□□ □□□□ □□□□.
□□ □□□ □□□□ □□□□?

- A. □□□ Microsoft Azure Storage Blob
- B. □□□ □□□
- C. □□□ □□
- D. □□□ □□□

Answer: C (LEAVE A REPLY)

NEW QUESTION: 3

Power Virtual Agents □□□ □□□□.

□□□ □□ □□□□ □□ □□ □□□ □□ □□□ □ □ □□□ □□ □□ □□□ □□□□ □□ □.

□□□ □□□□ □□□?

A. □□ □□□□

B. □□□ □□□□ □□□□

C. □□□ □□ □□

Answer: C (LEAVE A REPLY)

Reference:

<https://docs.microsoft.com/en-us/power-virtual-agents/authoring-test-bot>

NEW QUESTION: 4

□□□□□ □□□□ Power Automate□ □□□ □□□□□.

□□ □ □□□ □□ □□□ □□□ □□ □□□□□□. □□□ □□□ □□□□ □□□□□.

□□: □ □□□ □□□ 1□□ □□□ □□□□.

Statement	Yes	No
You must certify custom connectors before users in other departments within your organization can use the connectors.	<input type="radio"/>	<input type="radio"/>
You must use Microsoft Azure API apps to create a public custom connector.	<input type="radio"/>	<input type="radio"/>

Answer:

Statement	Yes	No
You must certify custom connectors before users in other departments within your organization can use the connectors.	<input type="radio"/>	<input checked="" type="radio"/>
You must use Microsoft Azure API apps to create a public custom connector.	<input checked="" type="radio"/>	<input type="radio"/>

Reference:

<https://docs.microsoft.com/en-us/connectors/custom-connectors/share>

NEW QUESTION: 5

□□ □□□□ □□□□ □□□□ □□□□. □□□ □□ □□□ □□□ □□□□.

* Which of the following is a type of Power App? Select all that apply. Canvas app Model-driven app Power Apps Power Automate

* Which of the following is a type of Power App? Select all that apply. Canvas app Model-driven app Power Apps Power Automate

Power Apps are used to create custom business applications. Which of the following are types of Power Apps? Select all that apply. Canvas app Model-driven app Power Apps Power Automate

Power Apps types

- Canvas app
- Model-driven app



Team
Sales team
Support team

Power Apps type

-
-

Answer:

Power Apps types

- Canvas app
- Model-driven app



Team
Sales team
Support team

Power Apps type

- Canvas app
- Model-driven app

NEW QUESTION: 6

Which of the following is a type of Power App? Select all that apply. Canvas app Model-driven app Power Apps Power Automate

- A. Canvas app, Model-driven app, Power Apps, Power Automate
- B. Canvas app, Model-driven app, Power Automate
- C. Canvas app, Model-driven app
- D. Canvas app, Model-driven app, Power Apps

Answer: C (LEAVE A REPLY)

NEW QUESTION: 7

Which of the following is a type of Power App? Select all that apply. Canvas app Model-driven app Power Apps Power Automate

- A. Canvas app
- B. Model-driven app
- C. Microsoft Power Platform
- D. Microsoft 365

Answer: D (LEAVE A REPLY)

NEW QUESTION: 8

□□□ □□□□ □□ Power Automate □□□ □□□□ □□□□.
□□□□ □□□□ PDF □□□ Microsoft OneDrive □□□ □□□□□. □□ □□ □□□ □□ □
□ □□□ □□□□ □ □□□ □□□ Microsoft SharePoint □□□ □□□□. □□ □□□□ □□
□□, □□ □□ □ □□ □□ □□□ □□□□ □□□□ SharePoint □□□ □□□□ □□□. □□
AI Builder □□□ □□□□ □□□?

- A. □□□ □□
- B. □□ □□ OC.
- C. □□□ □□
- D. □□ □□


Answer: C (LEAVE A REPLY)

Reference:

<https://docs.microsoft.com/en-us/ai-builder/prebuilt-text-recognition>

NEW QUESTION: 9

□□□ Power Platform □□ □□□ □□□□ □□□□ □□□□□ □□□□□.
□□□ □□ □□ □□□□ □□□□ □□□ □□ □□□ □□ □□ □□□ □□□□ □□□ □□
□□□ □□□.
□□□□ □□□□□ AI Builder□ □□□□ □□□.
□□ □ □□ □□□ □□□□ □□□□ □□□? □□□□□ □□ □□□□ □□ □□□ □□ □□
□□ □□□□ □□□ □□□ □□□□□□.



The screenshot shows the 'Actions' menu in Microsoft AI Builder. The menu items are: 'Publish the model.', 'Export data into AI Builder.', 'Train the model.', 'Import data into Common Data Service.', and 'Use the model in PowerApps or Microsoft Flow.' The 'Publish the model.' option is highlighted with a blue bar. A large 'Microsoft' watermark is visible across the center of the image.

Answer area



Answer:

Answer Area

Import data into Common Data Service.

Train the model.

Publish the model.

Use the model in PowerApps or Microsoft Flow.

- 1 - Import data into Common Data Service.
- 2 - Train the model.
- 3 - Publish the model.
- 4 - Use the model in PowerApps or Microsoft Flow.

Reference:

<https://docs.microsoft.com/en-us/ai-builder/build-model>

NEW QUESTION: 10

- Power Apps is a low-code development environment that allows you to create custom business applications. It is part of the Microsoft Power Platform, which also includes Microsoft Dynamics 365, Microsoft Flow, and Microsoft Power BI. Power Apps is designed to be used by business users, not just IT professionals. It provides a visual interface for designing and building applications, and it integrates with a wide range of data sources and services. Power Apps is a key component of the Microsoft Power Platform, which is designed to help organizations streamline their business processes and improve productivity. Power Apps is a low-code development environment that allows you to create custom business applications. It is part of the Microsoft Power Platform, which also includes Microsoft Dynamics 365, Microsoft Flow, and Microsoft Power BI. Power Apps is designed to be used by business users, not just IT professionals. It provides a visual interface for designing and building applications, and it integrates with a wide range of data sources and services. Power Apps is a key component of the Microsoft Power Platform, which is designed to help organizations streamline their business processes and improve productivity.
- A. Power Apps is a low-code development environment that allows you to create custom business applications. It is part of the Microsoft Power Platform, which also includes Microsoft Dynamics 365, Microsoft Flow, and Microsoft Power BI. Power Apps is designed to be used by business users, not just IT professionals. It provides a visual interface for designing and building applications, and it integrates with a wide range of data sources and services. Power Apps is a key component of the Microsoft Power Platform, which is designed to help organizations streamline their business processes and improve productivity.
- B. Power Apps is a low-code development environment that allows you to create custom business applications. It is part of the Microsoft Power Platform, which also includes Microsoft Dynamics 365, Microsoft Flow, and Microsoft Power BI. Power Apps is designed to be used by business users, not just IT professionals. It provides a visual interface for designing and building applications, and it integrates with a wide range of data sources and services. Power Apps is a key component of the Microsoft Power Platform, which is designed to help organizations streamline their business processes and improve productivity.
- C. Microsoft Flow is a low-code development environment that allows you to create custom business applications. It is part of the Microsoft Power Platform, which also includes Microsoft Dynamics 365, Microsoft Flow, and Microsoft Power BI. Microsoft Flow is designed to be used by business users, not just IT professionals. It provides a visual interface for designing and building applications, and it integrates with a wide range of data sources and services. Microsoft Flow is a key component of the Microsoft Power Platform, which is designed to help organizations streamline their business processes and improve productivity.
- D. Microsoft Dynamics 365 is a low-code development environment that allows you to create custom business applications. It is part of the Microsoft Power Platform, which also includes Microsoft Dynamics 365, Microsoft Flow, and Microsoft Power BI. Microsoft Dynamics 365 is designed to be used by business users, not just IT professionals. It provides a visual interface for designing and building applications, and it integrates with a wide range of data sources and services. Microsoft Dynamics 365 is a key component of the Microsoft Power Platform, which is designed to help organizations streamline their business processes and improve productivity.
- E. Microsoft Azure is a low-code development environment that allows you to create custom business applications. It is part of the Microsoft Power Platform, which also includes Microsoft Dynamics 365, Microsoft Flow, and Microsoft Power BI. Microsoft Azure is designed to be used by business users, not just IT professionals. It provides a visual interface for designing and building applications, and it integrates with a wide range of data sources and services. Microsoft Azure is a key component of the Microsoft Power Platform, which is designed to help organizations streamline their business processes and improve productivity.

Answer: A (LEAVE A REPLY)

There are 250 + predefined connectors that you can use in your PowerApps and in your Microsoft Flows. If you do not find any that suits your needs you have the possibility to create a Custom Connector.

Note: A Custom Connector is a wrapper around a REST API (Logic Apps also supports SOAP APIs) that allows Logic Apps, Microsoft Flow, or PowerApps to communicate with that REST or SOAP API.

Reference:

<https://carinaclaesson.com/2019/09/06/setting-up-a-custom-connector-from-an-openapi-file-and-utilizing-it-in-powerapps-and-flow/>

NEW QUESTION: 11

□□□□ □□□ □□ □□ □□□□□.

□□□ □□ □□□ □□ □□□□□? □□□□□ □□□ □□ □□□□ □□□ □□ □□□□□

□□□□□□. □ □□ □□□□ □ □, □□ □ □□□□□ □□ □□□□ □□ □ □□□□. □□

□□ □□□ □ □□□ □□ □□□ □□□ □□□□□ □ □ □□□□.

□□: □ □□□ □□□ 1□□ □□□ □□□□.

Number of connectors	Answer Area	Scenario	Number of connectors
0			
1		Synchronize data with three data sources that use different proprietary database formats.	
2		Create three Power Apps apps that each display data from a Microsoft SharePoint list.	
3		Create three Flows that each copy data to Microsoft Azure Data Lake on different schedules.	

Answer:

number of connectors

0	
1	
2	
3	

Answer Area

Scenario

Number of connectors

Synchronize data with three data sources that use different proprietary database formats.

Create three Power Apps apps that each display data from a Microsoft SharePoint list.

Create three Flows that each copy data to Microsoft Azure Data Lake on different schedules.

1	
3	
3	

Reference:

<https://docs.microsoft.com/en-us/powerapps/maker/canvas-apps/connections-list>

<https://docs.microsoft.com/en-us/connectors/connectors>

NEW QUESTION: 12

□ □□□ □□ □□ □□□□□□ □□ □□ □□(ALM) □□□□□ □□ □□□, □□, □□□ □

□□□ □□ □□□□. □ □□□ □□ □ □□ □□□□□ Power Apps □ □□□□□.

□□□ □□□□ □□□ □□□ □□□ □□□□ □□□□. □□ □□ □ □□□□ □□□□ □□□

□□□ □□□ □□□ □□ □□□.

□□ □□□ □□□□ □□□□ □□□□ □□□□.

□□ □□□ □□□□ □□□□?

A. □□□ □□

B. Microsoft Azure Storage Blob □□

C. □□ □□□

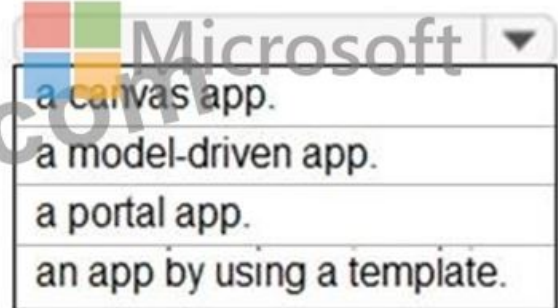
D. □□□ □□□

Answer: (SHOW ANSWER)

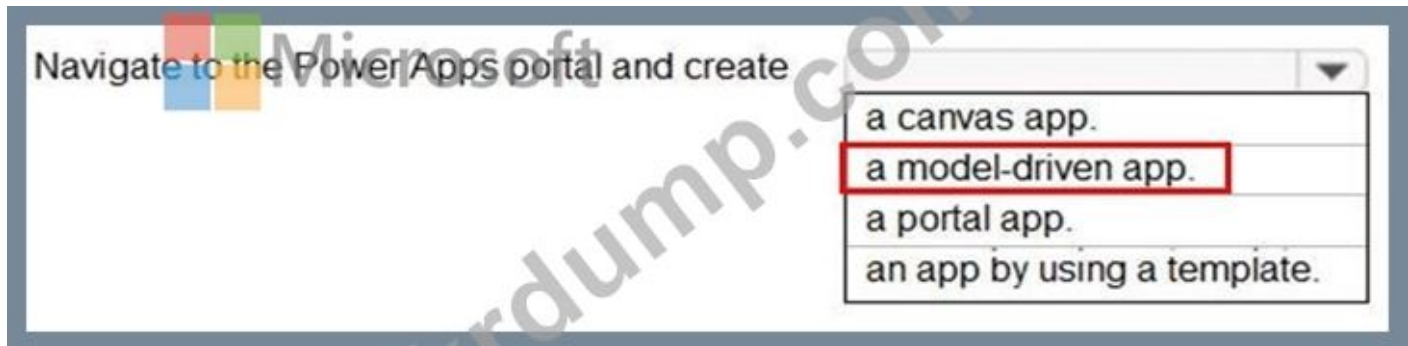
NEW QUESTION: 13

□□□ □□ Sitemap□ □□□ □ □□ Power Apps □
□ □□□ □□□□ .
□□□ □□ □□□? □□□□□ □□ □□□□ □□□ □□□ □□□□□□.

Navigate to the Power Apps portal and create



Answer:



Reference:

<https://docs.microsoft.com/en-us/powerapps/powerapps-overview>

NEW QUESTION: 14

□□ □□ □□ □□□ □□□□.
□□ □□□ □□□□ □□□.
□□□□ □□ □□ □□> □□□□□ □□ □□□□ □□□ □□□ □□□□□.
□□: □ □□□ □□□ 1□□ □□□ □□□□.

Requirement	Form type
a compact form for mobile devices	<ul style="list-style-type: none"> Card Quick Create Quick View
a basic form for data entry	<ul style="list-style-type: none"> Main Quick Create Quick View
a compact form for use in web clients to edit records	<ul style="list-style-type: none"> Advanced Find Views Associated Views Lookup Views Public Views

Answer:

Requirement	Form type
a compact form for mobile devices	<ul style="list-style-type: none"> Card Quick Create Quick View
a basic form for data entry	<ul style="list-style-type: none"> Main Quick Create Quick View
a compact form for use in web clients to edit records	<ul style="list-style-type: none"> Advanced Find Views Associated Views Lookup Views Public Views

NEW QUESTION: 15

□□□ □□□□ Microsoft 365 □ Dynamics 365 □□ □□□□ □□ □□□ □□□□?

A. □□ □□□□ □□ □□□ □□ Microsoft 365□□ □□□ □□□□□ □□ □□□.

B. □□□□ SSO(Single Sign-on)□ □□□□ Microsoft 365□ Dynamics 365 □□□ □□□□ □ □□□□.

C. Common Data Services□ □□□□ □□□□□□ □□□□ □□□□□.

Answer: C ([LEAVE A REPLY](#))

situation. This is the only free way of sharing in Power BI, but be aware that this method is not secure.

Publish to web method, gives you an embed code, which you can use in any web pages to embed the Power BI report in it Reference:

<https://radacad.com/power-bi-sharing-methods-comparison-all-in-one-review>

NEW QUESTION: 22

- You can export a flow as a package and import it into a different environment, or use it to restore the in the same environment at a later point in time.
 - The ability to make a copy of your flow is often useful when you want to create a flow similar to something you've already created. Or, if you want to maintain a draft of your working flow as you work on adding more functionality.
 - Here's how:
Go to your My flows page. Click on the More (...) menu item next to the flow that you want to create a copy of. Click on the Save As command.
 - Reference:
<https://flow.microsoft.com/en-us/blog/import-export-bap-packages/>
<https://flow.microsoft.com/en-us/blog/make-a-copy/>
- A.
- B.
- C.
- D.

Answer: A,C (LEAVE A REPLY)

A: You can export a flow as a package and import it into a different environment, or use it to restore the in the same environment at a later point in time.

C: The ability to make a copy of your flow is often useful when you want to create a flow similar to something you've already created. Or, if you want to maintain a draft of your working flow as you work on adding more functionality.

Here's how:

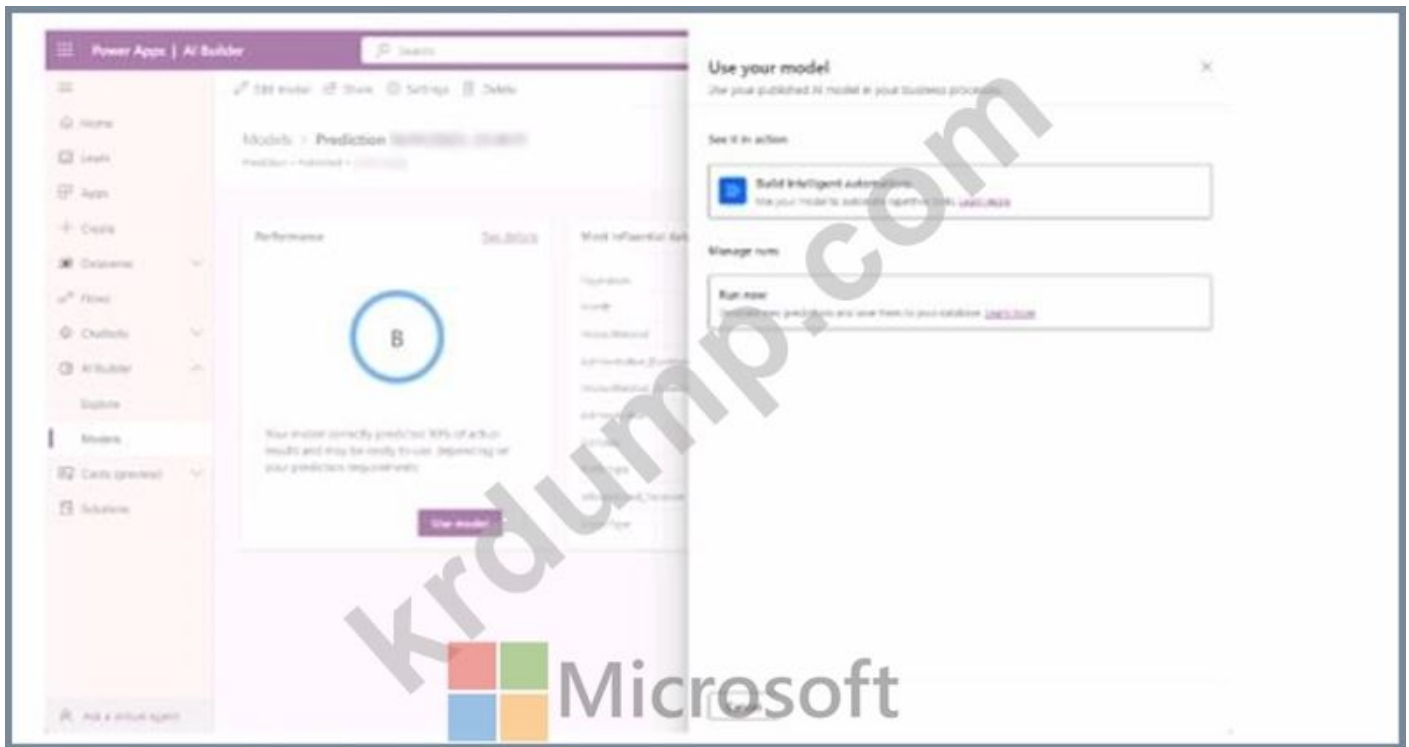
Go to your My flows page. Click on the More (...) menu item next to the flow that you want to create a copy of. Click on the Save As command.

Reference:

<https://flow.microsoft.com/en-us/blog/import-export-bap-packages/>
<https://flow.microsoft.com/en-us/blog/make-a-copy/>

NEW QUESTION: 23

- You can export a flow as a package and import it into a different environment, or use it to restore the in the same environment at a later point in time.



□□□□ □□□ □□□□ □ □□□ □□ □□ □□□□□! □□□□ □□□ □□□ □□
 □□: □□□ □□□ □□ 1□□ □□□ □□□□.

ANSWER AREA

Questions
 Where can you use the model?
 What is the status of the model?
 How is the model performing?

Answer choice
 Model-driven app
 Canvas app
 Model-driven app
 Power Automate cloud flow
 Trained
 Draft
 Trained
 Published
 The model is worse than a random guess.
 The model is worse than a random guess.
 The model is slightly better than a random guess.
 The model is mostly correct.

Answer:

Answer Area

Questions
 Where can you use the model?
 What is the status of the model?
 How is the model performing?

Answer choice
 Model-driven app
 Canvas app
 Model-driven app
 Power Automate cloud flow
 Trained
 Draft
 Trained
 Published
 The model is worse than a random guess.
 The model is worse than a random guess.
 The model is slightly better than a random guess.
 The model is mostly correct.

NEW QUESTION: 24

□□□□□ Power BI □ □□□□□.
 □□□ Power BI □ AI Insights □ □□□□ □□□ □□ □□□ □□□□ □□□□.
 □ □□ □□□ □□□ □□□ □□□ □□□□ □□□.

Which insight type is used to identify data that is outside the boundary of normally expected values?
 Anomalies, Key Performance Indicator (KPI) analysis, Trends.
 Answer: Anomalies.

Insight types <input type="text" value="Anomalies"/> <input type="text" value="Key Performance Indicator (KPI) analysis"/> <input type="text" value="Trends"/>	Answer Area Requirement Evaluate the current value against a defined target. Identify data that is outside the boundary of normally expected values. Find patterns in time-series data.	Insight type <input type="text"/> <input type="text"/> <input type="text"/>
--	---	---

Answer:

Insight types <input type="text" value="Anomalies"/> <input type="text" value="Key Performance Indicator (KPI) analysis"/> <input type="text" value="Trends"/>	Answer Area Requirement Evaluate the current value against a defined target. Identify data that is outside the boundary of normally expected values. Find patterns in time-series data.	Insight type <input type="text" value="Key Performance Indicator (KPI) analysis"/> <input type="text" value="Anomalies"/> <input type="text" value="Trends"/>
--	---	---

NEW QUESTION: 25

Which statement is true?
 You can edit buttons in a Power Apps app only by using a third-party application.

	Yes	No
You can customize buttons and menu items in canvas apps but cannot reorder the screens.	<input type="radio"/>	<input type="radio"/>
You can add sections to your canvas app forms at any time. Screens can only be added when the canvas app is created.	<input type="radio"/>	<input type="radio"/>
You can edit buttons in a Power Apps app only by using a third-party application.	<input type="radio"/>	<input type="radio"/>

Answer:

	Yes	No
You can customize buttons and menu items in canvas apps but cannot reorder the screens.	<input type="radio"/>	<input checked="" type="radio"/>
You can add sections to your canvas app forms at any time. Screens can only be added when the canvas app is created.	<input type="radio"/>	<input checked="" type="radio"/>
You can edit buttons in a Power Apps app only by using a third-party application.	<input type="radio"/>	<input checked="" type="radio"/>

Reference:

<https://docs.microsoft.com/en-us/powerapps/maker/canvas-apps/add-screen-context-variables>
<https://docs.microsoft.com/en-us/powerapps/maker/canvas-apps/controls/control-button>

NEW QUESTION: 26

□□: □□ □ □□□ □□ □□□ □□□ □□ □□□□□□. □□□ □□□ □□□□ □□□□□□.
 □□: □ □□□ □□□ 1□□ □□□ □□□□□.

Answer Area		Microsoft	
Statements	Yes	No	
Custom connectors use public or private APIs to connect to external sources.	<input type="radio"/>	<input type="radio"/>	
You can use custom connectors in Power Automate.	<input type="radio"/>	<input type="radio"/>	
Component operations of a connector can be an action or a trigger.	<input type="radio"/>	<input type="radio"/>	

Answer:

Answer Area

Answer Area		Microsoft	
Statements	Yes	No	
Custom connectors use public or private APIs to connect to external sources.	<input checked="" type="radio"/>	<input type="radio"/>	
You can use custom connectors in Power Automate.	<input type="radio"/>	<input checked="" type="radio"/>	
Component operations of a connector can be an action or a trigger.	<input checked="" type="radio"/>	<input type="radio"/>	

NEW QUESTION: 27

□□□□ Power Automate□ □□□□ □□□ □□□□ □□□□□□.
 □ □□ □□□ □□ □□□ □□□□□ □□ □□□ □□□ □□□□ □□□ □□ □□□ □□□
 □□□. □ □□□ □ □, □□ □ □□□□□ □□ □□□□ □□ □ □□□□□.
 □□: □□□ □□□ □□□ 1□□ □□□ □□□□□.

Flow types	Answer Area	Description	Flow type
automated		a flow that runs after it is triggered by an event	Flow type
business process		a flow that guides a user through a set of tasks	Flow type
scheduled		a flow that runs after a specified number of days	Flow type
instant		a flow that allows you to start tasks on demand	Flow type

Answer:

Flow types	Answer Area	Description	Flow type
<input checked="" type="checkbox"/> automated		a flow that runs after it is triggered by an event	<input checked="" type="checkbox"/> automated flow type
<input checked="" type="checkbox"/> business process		a flow that guides a user through a set of tasks	<input checked="" type="checkbox"/> business process flow type
<input checked="" type="checkbox"/> scheduled		a flow that runs after a specified number of days	<input checked="" type="checkbox"/> scheduled flow type
<input checked="" type="checkbox"/> instant		a flow that allows you to start tasks on demand	<input checked="" type="checkbox"/> instant flow type

NEW QUESTION: 28

Power Automate is a cloud-based workflow automation tool that can be used to connect various applications and services. It is part of the Microsoft Power Platform, which also includes Power BI, Power Apps, and Power Virtual Agents. Power Automate can be used to create workflows that can be triggered by events or on a schedule. It can be used to perform tasks such as sending emails, updating records in a database, and posting to social media. Power Automate is available as a SaaS solution or as an on-premise solution. It is available in multiple languages and can be used by individuals or organizations. Power Automate is a powerful tool for automating repetitive tasks and improving productivity.



Answer:



NEW QUESTION: 29

Microsoft Dynamics 365 Customer Service is a cloud-based customer service management solution. It is part of the Microsoft Dynamics 365 suite of applications. It is designed to help organizations manage their customer service operations, including case management, knowledge management, and customer communication. It is available as a SaaS solution or as an on-premise solution. It is available in multiple languages and can be used by individuals or organizations. Microsoft Dynamics 365 Customer Service is a powerful tool for managing customer service operations and improving customer satisfaction.

- A. Microsoft Dynamics 365 Customer Service is a cloud-based customer service management solution.
- B. Microsoft Dynamics 365 Customer Service is a cloud-based customer service management solution.
- C. Microsoft Dynamics 365 Customer Service is a cloud-based customer service management solution.
- D. Microsoft Dynamics 365 Customer Service is a cloud-based customer service management solution.
- E. Microsoft Dynamics 365 Customer Service is a cloud-based customer service management solution.

Answer: E (LEAVE A REPLY)

NEW QUESTION: 30

Microsoft Dynamics 365 Customer Service is a cloud-based customer service management solution. It is part of the Microsoft Dynamics 365 suite of applications. It is designed to help organizations manage their customer service operations, including case management, knowledge management, and customer communication. It is available as a SaaS solution or as an on-premise solution. It is available in multiple languages and can be used by individuals or organizations. Microsoft Dynamics 365 Customer Service is a powerful tool for managing customer service operations and improving customer satisfaction.

Answer Area

	Yes	No
The date and time are the triggers for a scheduled cloud flow.	<input type="radio"/>	<input type="radio"/>
Cloud flows must be exported to a Microsoft Excel file to copy them to another environment.	<input type="radio"/>	<input type="radio"/>
Users must create desktop flows to share them without being an administrator.	<input type="radio"/>	<input type="radio"/>

Answer:

Answer Area

	Yes	No
The date and time are the triggers for a scheduled cloud flow.	<input type="radio"/>	<input checked="" type="radio"/>
Cloud flows must be exported to a Microsoft Excel file to copy them to another environment.	<input type="radio"/>	<input checked="" type="radio"/>
Users must create desktop flows to share them without being an administrator.	<input type="radio"/>	<input checked="" type="radio"/>

NEW QUESTION: 31

SharePoint is a cloud-based collaboration platform. It includes a variety of tools that help you manage documents and collaborate with others. Which of the following is NOT a feature of SharePoint?

Microsoft Power Platform is a suite of business applications that help you automate and manage your business processes. Which of the following is NOT a component of the Microsoft Power Platform?

- A. Power Automate
- B. Power BI
- C. Power Apps

Answer: B (LEAVE A REPLY)

PL-900-KR is a certification exam for Microsoft Power Platform. DumpTop offers the PL-900-KR exam dumps. Visit <https://www.dumptop.com/Microsoft/PL-900-KR-dump.html> (375 Q&As Dumps, **30%OFF Special Discount: KrDump**)

NEW QUESTION: 32

Which of the following is NOT a valid trigger for a scheduled cloud flow?

* Microsoft Power Platform is a suite of business applications that help you automate and manage your business processes.

NEW QUESTION: 35

Which of the following is a valid use case for Power Virtual Agents?
A. A customer service chatbot that can handle multiple languages.
B. A chatbot that can handle multiple languages and can be used to create and edit topics.
C. A chatbot that can handle multiple languages and can be used to create and edit topics.
D. A chatbot that can handle multiple languages and can be used to create and edit topics.

- A.
- B. Azure
- C. Power Platform
- D. Power Virtual Agents
- E.

Answer: (SHOW ANSWER)

Reference:

<https://docs.microsoft.com/en-us/power-virtual-agents/authoring-create-edit-topics>

NEW QUESTION: 36

Which of the following is a valid use case for Power Automate?
A. A workflow that can be used to create and edit topics.
B. A workflow that can be used to create and edit topics.
C. A workflow that can be used to create and edit topics?
D. A workflow that can be used to create and edit topics.
E. A workflow that can be used to create and edit topics.

Answer Area

Requirement

Flow type

Trigger a flow when a button is selected.

UI Flow
Automatic
Business Process Flow
Instant

Trigger a flow when a record is created.

UI Flow
Automatic
Business Process Flow
Instant

Guide a user through a series of steps in a model-driven app.

UI Flow
Automatic
Business Process Flow
Instant

Answer:

Requirement	Flow type
Trigger a flow when a button is selected.	<ul style="list-style-type: none"> UI Flow Automatic Business Process Flow Instant
Trigger a flow when a record is created.	<ul style="list-style-type: none"> UI Flow Automatic Business Process Flow Instant
Guide a user through a series of steps in a model-driven app.	<ul style="list-style-type: none"> UI Flow Automatic Business Process Flow Instant

Reference:

<https://docs.microsoft.com/en-us/power-automate/triggers-introduction>

<https://docs.microsoft.com/en-us/power-automate/business-process-flows-overview>

NEW QUESTION: 37

OneDrive is a cloud storage service that allows users to store and share files and folders online. It is a part of the Microsoft 365 suite of products. OneDrive is available on Windows, macOS, iOS, and Android. It offers 1TB of free storage space for personal accounts and 1TB of storage space for business accounts. OneDrive is a secure and reliable way to store and share your files.

Statement	Yes	No
You can create a flow without writing a single line of code and deploy the flow to a production environment.	<input type="radio"/>	<input type="radio"/>
You cannot add additional actions to the built-in Power Automate templates.	<input type="radio"/>	<input type="radio"/>
You can view the code that implements workflow actions and triggers without installing additional software.	<input type="radio"/>	<input type="radio"/>

Answer:

Statement

Yes

No

You can create a flow without writing a single line of code and deploy the flow to a production environment.

You cannot add additional actions to the built-in Power Automate templates.

You can view the code that implements workflow actions and triggers without installing additional software.

Reference:

<https://docs.microsoft.com/en-us/power-automate/getting-started>

<https://docs.microsoft.com/en-us/power-automate/multi-step-logic-flow>

NEW QUESTION: 38

Power App □□□ □□□□.

□□□□ □□□ □□□□□ □□ □□□ □□□□□. □□□□ □□ □ □□□□. □□□□ □□

□ □□□ □□□□ □□□□□.

□□□ □□□ □□□□ □□□.

□□□ □□ □□□?

A. □□□ □□ □□ □□□□ □□□□□□□.

B. □□□ □□ □□ □□□□ □□□□.

C. Lifecycle Services □□ □□ □□□ □□□□□□.

D. □□ □□ □□□ □□□□□□.

Answer: C (LEAVE A REPLY)

Reference:

<https://docs.microsoft.com/en-us/dynamics365/fin-ops-core/dev-itpro/lifecycle-services/monitoring-diagnostics>

<https://docs.microsoft.com/en-us/dynamics365/fin-ops-core/dev-itpro/lifecycle-services/user-logins>

NEW QUESTION: 39

Power BI □□□ □□□□ □□□ □□□□ □□□ □□□□□. □□□□ □□ □ □□□□ □□

□□ □□□□□ □□□□□. □□□ □□ □□□ □□ □ □□□□ □□□□ □ □ □□□ □□□

□□□□□ □□□□□.

□□ □ □□□ □□ □□□ □□□ □□ □□□□□□. □□□ □□□ □□□□ □□□□□.

□□: □ □□□ □□□ 1□□ □□□ □□□□.

□□□□□ □□□ □□□ □□ □□□ □□□□ □□□.

□□□ □□□□ □□□? □□□□□ □□□ □□ □□□□□ □□□ □□ □□□□ □□□□□

□□. □ □□ □□□□□ □ □, □□ □ □□□□□ □□ □□□□ □□ □ □□□□. □ □□□

□□ □□□ □□□ □□□□ □□□ □□□□□ □ □ □□□□. □□: □ □□□ □□□ 1□□ □

□□ □□□□.

Implementation Mechanisms

- Actions
- Triggers
- Conditions
- Business process flows

Answer Area

Action

Automatically send a text message based on the report submission.

Automatically send a reminder at 8 PM based on a missing status report.

Implementation Mechanism

Answer:

Implementation Mechanisms

- Actions
- Triggers
- Conditions
- Business process flows

Answer Area

Action

Automatically send a text message based on the report submission.

Automatically send a reminder at 8 PM based on a missing status report.

Implementation Mechanism

- Triggers
- Actions

NEW QUESTION: 42

□□□□□ Microsoft Power Platform □ □□□□ □□ □□□ □□□□□.

□□□ □□ □□□ □□□ □□□□ □□ □□ □□□ □□□□□.

□□□□□ □□ □□ □□□□ □□ □□□□□ Microsoft Excel □□□ □□□□□ □□□.

Excel□□ □□□□ □□□□ □ □□□ □□ □□□ □□□□ □□□.

□□ □□ □□□ □□□□ □□□? □□□□□ □□□ □□ □□□ □□□ □□ □□□□ □□□

□□□. □ □□ □□□ □ □, □ □ □□ □□□□□ □□ □□□□ □□ □ □□□□. □□□□

□□□ □ □□□ □□□ □□□ □□□ □□□□□ □ □□ □□□□.

□□: □□□ □□□□ 1□□ □□□ □□□□.

Components

- Action
- Connector
- Trigger

Answer Area

Requirement

Start a workflow when an email is sent to a specific email address.

Evaluate whether an email is high priority in the flow by using a condition.

Create a row in Excel with information about incoming high-priority email.

Component

Answer:

Components	Answer Area	Requirement	Component
<input type="checkbox"/> Action <input type="checkbox"/> Connector <input type="checkbox"/> Trigger		Start a workflow when an email is sent to a specific email address.	<input type="checkbox"/> Trigger
		Evaluate whether an email is high priority in the flow by using a condition.	<input type="checkbox"/> Action
		Create a row in Excel with information about incoming high-priority email.	<input type="checkbox"/> Connector

NEW QUESTION: 43

Power Apps can trigger a flow when a condition is met. Which component should you use to trigger a flow when a condition is met?

Options: connector, gateway, solution, Power Automate flow

Answer Area

Statement	Component
A Power Apps app can trigger this when a condition is met.	<input type="checkbox"/> connector <input type="checkbox"/> Power Automate flow <input type="checkbox"/> gateway <input type="checkbox"/> solution
Actions and triggers are properties of a	<input type="checkbox"/> connector <input type="checkbox"/> gateway <input type="checkbox"/> solution

Answer:
ANSWER AREA

Statement	Component
A Power Apps app can trigger this when a condition is met.	<input checked="" type="checkbox"/> connector <input type="checkbox"/> Power Automate flow <input type="checkbox"/> gateway <input type="checkbox"/> solution
Actions and triggers are properties of a	<input type="checkbox"/> connector <input type="checkbox"/> gateway <input checked="" type="checkbox"/> solution

NEW QUESTION: 44

Power Apps can trigger a flow when a condition is met. Which component should you use to trigger a flow when a condition is met?

Options: connector, gateway, solution, Power Automate flow

Dataverse can trigger a flow when a condition is met. Which component should you use to trigger a flow when a condition is met?

Options: connector, gateway, solution, Power Automate flow

- A.
- B.
- C.
- D.

Answer: D (LEAVE A REPLY)

NEW QUESTION: 45

Power BI components (KPI) components. KPI components are components that are used to create a dashboard.

* Multiple widgets in a single canvas

* Visualization of data in a line chart

Power BI components are components that are used to create a dashboard.

Which of the following is a requirement for a Power BI component?

Power BI components

Requirement	Power BI component
Multiple widgets in a single canvas	<ul style="list-style-type: none"> Dashboard Dataset Report
Visualization of data in a line chart	<ul style="list-style-type: none"> Report Dashboard Dataset Report Template app

Answer:

Power BI components

Requirement	Power BI component
Multiple widgets in a single canvas	<ul style="list-style-type: none"> Dashboard Dataset Report
Visualization of data in a line chart	<ul style="list-style-type: none"> Report Dashboard Dataset Report Template app

NEW QUESTION: 46

Which of the following is a requirement for a Power BI component?

- A. Multiple widgets in a single canvas.
- B. Visualization of data in a line chart.
- C. Power BI components are components that are used to create a dashboard.
- D. SSO(Single Sign-On) components are components that are used to create a dashboard.

Answer: (SHOW ANSWER)

Reference:

<https://docs.microsoft.com/en-us/power-platform/admin/use-power-bi>

PL-900-KR is a certification exam for Microsoft 365 Dynamics 365. DumpTop is a website that provides PL-900-KR exam questions and answers. DumpTop is a website that provides PL-900-KR exam questions and answers. DumpTop is a website that provides PL-900-KR exam questions and answers.

NEW QUESTION: 47

- 000 Microsoft Power Platform 0 000 0000 0000.
- 000 000 0000 000 0000 0000 00 00 Bootstrap 00000 0000
000 00000. 000 0000 0000 000 000 00000000. 00 0000 0
000 000?
- A. 00 000000
- B. 00 000
- C. Microsoft 365 Copilot
- D. 00 0

Answer: B ([LEAVE A REPLY](#))

NEW QUESTION: 48

- 00000 000 000 AI Builder 0 000 00 000 0000 000 00000.
- 0 0 000 00 000 00000 00 00000. 000 000 0000 00000.
- 0000: 00 000 10000.

Answer Area



Statements	Yes	No
Receipt processing requires a photo taken by using the camera control in the canvas app.	<input type="radio"/>	<input type="radio"/>
Receipt processing can extract data from printed text on a receipt.	<input type="radio"/>	<input type="radio"/>
Receipt processing can extract data from handwritten text on a receipt.	<input type="radio"/>	<input type="radio"/>

Answer:

Answer Area



Statements	Yes	No
Receipt processing requires a photo taken by using the camera control in the canvas app.	<input checked="" type="radio"/>	<input type="radio"/>
Receipt processing can extract data from printed text on a receipt.	<input checked="" type="radio"/>	<input type="radio"/>
Receipt processing can extract data from handwritten text on a receipt.	<input checked="" type="radio"/>	<input type="radio"/>

NEW QUESTION: 49

- 000 Dataverse 0 0000 000 0000 000 00 000 00000.
- 00 0000 0000 00 00 0000 000 0000 00 000 000 0 00 000
- 000 00000.
- 0000 000000 000 0 0000 00 Microsoft Power Platform 00 000 0000
- 000.

□□ □□ □□□ □□□□ □□□?

A. □□□ □

B. □□ □□ □

C. Power Pages □□□

Answer: C ([LEAVE A REPLY](#))

NEW QUESTION: 50

□□□ □□ □ □□□□ □□□□ □□ □□ □□□ □□□□ □□□□□. □□□ □□□□□ □
□□ □□□ □□□ □□ □□□□ □□□ □□ □□□□ □□□ □□ □ □□ □□□ □□ □□□
□ □□□□□ □□□.

□□□ □□□ □□ □□□ □□□□ □□□.

□□ □□□ □□□ □□□□ □□□? □□□□□ □□ □□□□ □□ □□□ □□ □□□□ □□
□□ □□□ □□□ □□□□□□.

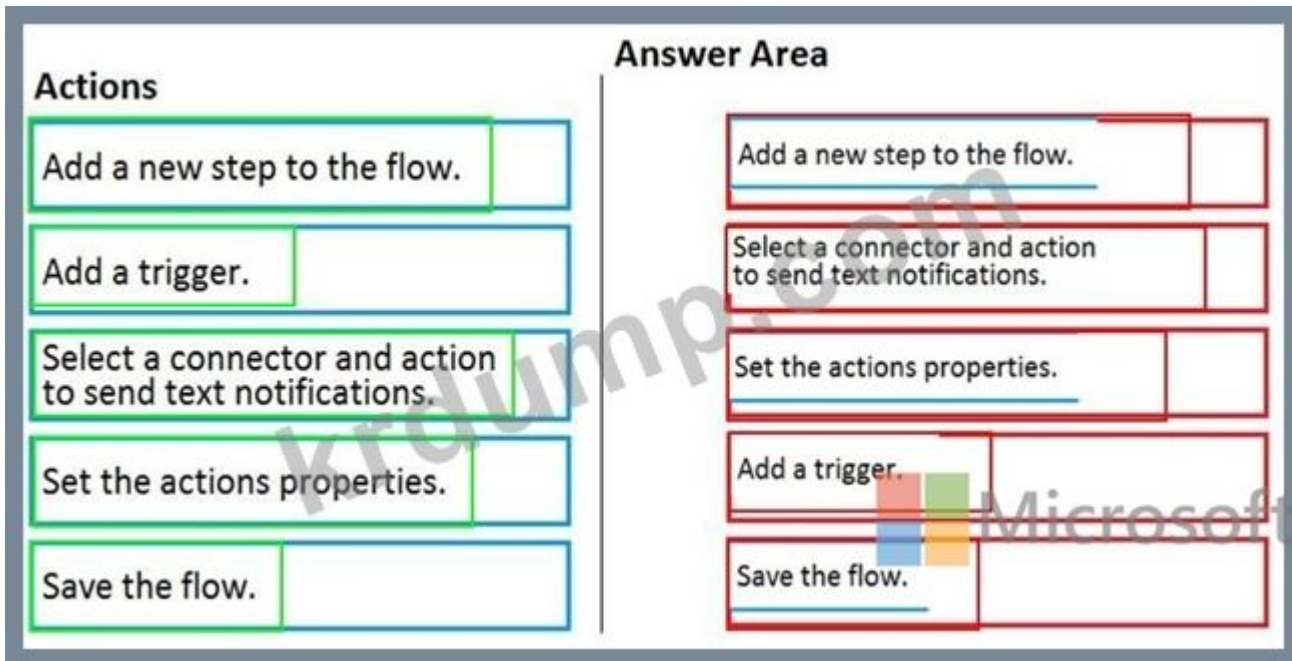
Actions  Microsoft

- Add a new step to the flow.
- Add a trigger.
- Select a connector and action to send text notifications.
- Set the actions properties.
- Save the flow.

Answer Area

Five empty rectangular boxes for providing an answer.

Answer:



Reference:

<https://docs.microsoft.com/en-us/power-automate/button-flow-with-user-input-tokens#main>

NEW QUESTION: 51

Microsoft 365 Copilot Studio. When escalating to a live person from a copilot, the customer must restate their issue and other information collected. You can customize the greeting topic for every copilot that you author.

Statement	Yes	No
When escalating to a live person from a copilot, the customer must restate their issue and other information collected.	<input type="radio"/>	<input type="radio"/>
You can customize the greeting topic for every copilot that you author.	<input type="radio"/>	<input type="radio"/>

Answer:

Statement	Yes	No
When escalating to a live person from a copilot, the customer must restate their issue and other information collected.	<input type="radio"/>	<input checked="" type="radio"/>
You can customize the greeting topic for every copilot that you author.	<input checked="" type="radio"/>	<input type="radio"/>

NEW QUESTION: 52

Power Platform. When escalating to a live person from a copilot, the customer must restate their issue and other information collected. You can customize the greeting topic for every copilot that you author.

Statement	Yes	No
Power Virtual Agents chat data is saved unless it is deleted by the customer after a chat session.	<input type="radio"/>	<input type="radio"/>
Power Automate flows operate with administrative privileges at all times.	<input type="radio"/>	<input type="radio"/>



Answer:

Statement	Yes	No
Power Virtual Agents chat data is saved unless it is deleted by the customer after a chat session.	<input checked="" type="radio"/>	<input type="radio"/>
Power Automate flows operate with administrative privileges at all times.	<input type="radio"/>	<input checked="" type="radio"/>



Reference:

<https://docs.microsoft.com/en-us/power-virtual-agents/analytics-sessions>

<https://docs.microsoft.com/en-us/connectors/microsoftflowforadmins>

NEW QUESTION: 53

□□ □ □□□ □□ □□□ □□□ □□ □□□□□□. □□□ □□□ □□□□ □□□□□□.
 □□: □ □□□ □□□ 1□□ □□□ □□□□.

Statement	Yes	No
Sharing a model-driven app and sharing a canvas app both send an email with the link to the app to the users.	<input type="radio"/>	<input type="radio"/>
Administrators assign Power Platform security roles and permissions identically for canvas apps, model-driven apps, and shared apps.	<input type="radio"/>	<input type="radio"/>
You must publish both personal and system views before a user may consume them.	<input type="radio"/>	<input type="radio"/>



Answer:

Statement	Yes	No
Sharing a model-driven app and sharing a canvas app both send an email with the link to the app to the users.	<input checked="" type="radio"/>	<input type="radio"/>
Administrators assign Power Platform security roles and permissions identically for canvas apps, model-driven apps, and shared apps.	<input type="radio"/>	<input checked="" type="radio"/>
You must publish both personal and system views before a user may consume them.	<input type="radio"/>	<input checked="" type="radio"/>



NEW QUESTION: 54

□□□□ Common Data Service □□□ □□ □□□□□□.
 □□ □ □□□ □□ □□□ □□□ □□ □□□□□□. □□□ □□□ □□□□ □□□□□□.

□□: □ □□□ □□□ 1□□ □□□ □□□□.



Microsoft

Statement

Yes

No

You can create a Common Data Service environment in the Power Platform Admin center.

You must enable data encryption after you create a Common Data Service environment.

You can control security roles and privileges in a Common Data Service Environment from the Power Apps Admin center.

Answer:



Microsoft

Statement

Yes

No

You can create a Common Data Service environment in the Power Platform Admin center.

You must enable data encryption after you create a Common Data Service environment.

You can control security roles and privileges in a Common Data Service Environment from the Power Apps Admin center.

Reference:

<https://docs.microsoft.com/en-us/power-platform/admin/create-database>

<https://docs.microsoft.com/en-us/power-platform/admin/database-security>

NEW QUESTION: 55

□□□□ Power BI □ □□□ □□□□□.

□□: □□ □ □□□ □□ □□□ □□□ □□ □□□□□□. □□□ □□□ □□□□ □□□□□□.

□□: □ □□□ □□□ 1□□ □□□ □□□□.

Answer Area



Microsoft

Statements

Yes

No

Power BI Report Builder is the only tool used to create reports to be published to the Power BI service.

Power BI service can include calculated columns.

Power BI Desktop can include calculated columns.

Answer:
Answer Area

Statements

Yes

No

Power BI Report Builder is the only tool used to create reports to be published to the Power BI service.

Power BI service can include calculated columns.



Power BI Desktop can include calculated columns.

NEW QUESTION: 56

Microsoft 365, Power Platform Dynamics 365. Power BI Desktop. Power BI Report Builder. Power BI Service. Power Apps. Power Automate. Power Virtual Agent. Power BI Desktop. Power BI Report Builder. Power BI Service. Power Apps. Power Automate. Power Virtual Agent?

- A. Power BI Desktop
- B. Power BI Report Builder
- C. Power BI Service

Answer: (SHOW ANSWER)

Reference:

<https://docs.microsoft.com/en-us/power-platform/admin/working-with-environments>

NEW QUESTION: 57

AppSource. Dynamics 365 Finance. Dynamics 365 Sales. Dynamics 365 Supply Chain Management. Dynamics 365 Customer Service. Dynamics 365 Project Service Automation. Dynamics 365 Field Service. Dynamics 365 Marketing. Dynamics 365 Commerce. Dynamics 365 Human Resources. Dynamics 365 Learning. Dynamics 365 Government. Dynamics 365 Retail. Dynamics 365 Insurance. Dynamics 365 Real Estate. Dynamics 365 Energy. Dynamics 365 Healthcare. Dynamics 365 Nonprofit. Dynamics 365 Public Sector. Dynamics 365 Education. Dynamics 365 Government. Dynamics 365 Retail. Dynamics 365 Insurance. Dynamics 365 Real Estate. Dynamics 365 Energy. Dynamics 365 Healthcare. Dynamics 365 Nonprofit. Dynamics 365 Public Sector. Dynamics 365 Education?

- A. AppSource
- B. Dynamics 365 Finance
- C. Dynamics 365 Sales
- D. Power BI
- E. Power Automate

Answer: B (LEAVE A REPLY)

Reference:

<https://docs.microsoft.com/en-us/dynamics365/finance/general-ledger/indirect-taxes-overview>

NEW QUESTION: 58

Power Automate. Power BI Desktop. Power BI Report Builder. Power BI Service. Power Apps. Power Automate. Power Virtual Agent. Power BI Desktop. Power BI Report Builder. Power BI Service. Power Apps. Power Automate. Power Virtual Agent?

Which of the following is a requirement for a flow?

 A. A flow must be triggered by a specific event.

 B. A flow must be triggered by a specific user.

 C. A flow must be triggered by a specific location.

 D. A flow must be triggered by a specific time.

 Answer: A

Requirement:
 Retrieve the top five posts from your company's Facebook page.
 Enter the resulting posts into the product database.
 Combine author and link fields into a single field.
 Run a flow every hour.

Component:
 Component
 Component
 Component
 Component

Answer:

Requirement:
 Retrieve the top five posts from your company's Facebook page.
 Enter the resulting posts into the product database.
 Combine author and link fields into a single field.
 Run a flow every hour.

Component:
 action Component
 action Component
 expression Component
 trigger Component

NEW QUESTION: 59

Which of the following is a requirement for a flow?

 A. A flow must be triggered by a specific event.

 B. A flow must be triggered by a specific user.

 C. A flow must be triggered by a specific location.

 D. A flow must be triggered by a specific time.

 Answer: A

A Power Apps app can call a

Actions and triggers are properties of a

connector
 flow
 gateway
 solution

connector
 flow
 gateway
 solution

Answer:

A Power Apps app can call a

connector	▼
flow	
gateway	
solution	

Actions and triggers are properties of a

connector	▼
flow	
gateway	
solution	

Reference:

<https://docs.microsoft.com/en-us/powerapps/powerapps-overview>

<https://docs.microsoft.com/en-us/power-automate/getting-started>

NEW QUESTION: 60

□□ □ □□□ □□ □□□ □□□ □□ □□□□□□. □□□ □□□ □□□□ □□□□□□.

□□: □ □□□ □□□ 1□□ □□□ □□□□.

Statement	Yes	No
Power Apps apps can run only on mobile devices.	<input type="radio"/>	<input type="radio"/>
Power Apps can run only with Dynamic 365 products.	<input type="radio"/>	<input type="radio"/>
If a user runs a Power Apps app that accesses information to which the user does not have access, the app grants the user permissions.	<input type="radio"/>	<input type="radio"/>

Answer:

Statement	Yes	No
Power Apps apps can run only on mobile devices.	<input type="radio"/>	<input checked="" type="radio"/>
Power Apps can run only with Dynamic 365 products.	<input type="radio"/>	<input checked="" type="radio"/>
If a user runs a Power Apps app that accesses information to which the user does not have access, the app grants the user permissions.	<input checked="" type="radio"/>	<input type="radio"/>

NEW QUESTION: 61

□ □□□□ □□□□ □□□□ □□□ □□ □□ PowerApps □□□ □□□□ □□□□□. □□□□

□ PowerApps □□ □□□ □□□ □□□ □□□□□ □□□□ □□□□.

□ □□□ □□ □□□ □□□□□□□. □□□□□ □□ □□□ □□□ □□□ □□□ □□□ □□

□□□□□. □ □□□ □ □, □□ □ □□□□□ □□ □□□□ □□ □ □□□□□.

□□: □ □□□ □□□ 1□□ □□□ □□□□.

Statement

Yes

No

A screen is generated that contains a browsable list of SharePoint list items.

A screen is generated that allows users to update SharePoint list items.

Reference:

<https://docs.microsoft.com/en-us/powerapps/maker/canvas-apps/app-from-sharepoint>

NEW QUESTION: 66

Microsoft Dataverse is a cloud-based data platform that provides a secure and scalable environment for storing and managing data. It is used to build custom business applications and is integrated with other Microsoft products like Power Apps and Power Automate. Dataverse is a key component of the Microsoft Power Platform. It allows users to create and manage data models, define relationships between data, and build applications that can interact with the data. Dataverse is designed to be easy to use and integrate with other systems.

Answer Area

Statements	Yes	No
You can access data sources in a dataflow by using the connectors that are used with Power Automate.	<input type="radio"/>	<input type="radio"/>
You can use Power Query to shape and transform the data in a dataflow.	<input type="radio"/>	<input type="radio"/>
You can run dataflows on a schedule to refresh the data in Dataverse.	<input type="radio"/>	<input type="radio"/>

Answer:

Answer Area

Statements	Yes	No
You can access data sources in a dataflow by using the connectors that are used with Power Automate.	<input checked="" type="radio"/>	<input type="radio"/>
You can use Power Query to shape and transform the data in a dataflow.	<input checked="" type="radio"/>	<input type="radio"/>
You can run dataflows on a schedule to refresh the data in Dataverse.	<input checked="" type="radio"/>	<input type="radio"/>

NEW QUESTION: 67

Power Automate is a cloud-based workflow automation tool that allows users to create and manage automated workflows. It is used to streamline repetitive tasks and improve productivity. Power Automate is integrated with other Microsoft products like Power Apps and Dataverse. It allows users to create workflows that can trigger actions based on specific events or conditions. Power Automate is designed to be easy to use and integrate with other systems.

Answer Area

Statement	Yes	No
You can create a new flow that is a copy of the original flow.	<input type="radio"/>	<input type="radio"/>
You can modify the original flow.	<input type="radio"/>	<input type="radio"/>

Answer:

The screenshot shows the Microsoft Answer Area with the following content:

Statement	Yes	No
You can create a new flow that is a copy of the original flow.	<input checked="" type="radio"/>	<input type="radio"/>
You can modify the original flow.	<input type="radio"/>	<input checked="" type="radio"/>

NEW QUESTION: 68

□□ □□□ □□□□ □□ □□ □□ □□ □□□ □□□□.

□□ □□ □□ □□□ □□□□ □□□.

□□

□□ □□

□□ □□

□□□□

□□

□□

□□ □□

□□ □□

□□

□□□ □□□

□□□

□□

□ □□□ □□□□ □□□.

□□ □□□□ □□□□ □□□ □□□□ □□□? □□□□□ □□□ □□ □□ □□□ □□□ □□ □□

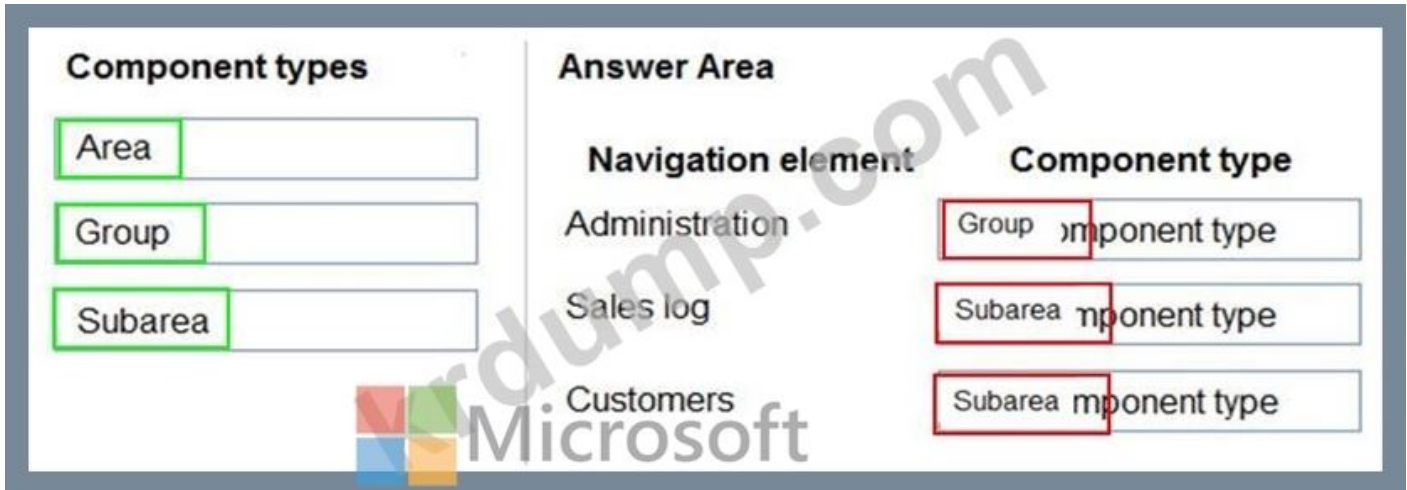
□ □□□ □□□□□□□□. □ □□ □□ □□□ □ □, □ □ □□ □□□□□ □□ □□□□ □□

□ □□□□. □□□□ □□□ □ □□□ □□ □□□ □□□ □□□□□ □ □ □□□□.

□□: □ □□□ □□□ 1□□ □□□ □□□□.



Answer:



Reference:

<https://docs.microsoft.com/en-us/dynamics365/customerengagement/on-premises/developer/customize-dev/change-application-navigation-using-sitemap>

NEW QUESTION: 69

Which of the following is a valid navigation element for a component type? (Select two.)

- A. Administration
- B. Sales log
- C. Office 365

Answer: (SHOW ANSWER)

NEW QUESTION: 70

Which of the following is a valid navigation element for a component type? (Select two.)

Power Apps is a cloud-based application development platform that allows users to create custom applications for their organization. Which of the following is a valid navigation element for a component type? (Select two.)

- A. Administration
- B. Microsoft Azure
- C. Common Data Service
- D. BI

Answer: B (LEAVE A REPLY)

Reference:

[https://docs.microsoft.com/en-gb/azure/cognitive-services/welcome?](https://docs.microsoft.com/en-gb/azure/cognitive-services/welcome?ocid=AID2339762_TWITTER_oo_spl100000827964250)

[ocid=AID2339762_TWITTER_oo_spl100000827964250](https://docs.microsoft.com/en-gb/azure/cognitive-services/welcome?ocid=AID2339762_TWITTER_oo_spl100000827964250)

<https://powerapps.microsoft.com/en-us/blog/cognitive-services-with-powerapps-using-custom-connectors/>

NEW QUESTION: 71

Power Platform includes Power Apps, Power Automate, and Power BI.

Power Apps is used to create custom business applications. It can be used to create mobile apps, web apps, and desktop apps.

Power Apps is available in two versions: Power Apps for business and Power Apps for government.

A. Power Apps for business is used to create custom business applications.

B. Dynamics 365 Finance is used to create custom business applications.

C. Common Data Service is used to create custom business applications.

D. Power Apps for government is used to create custom business applications.

E. Power Apps for business is used to create custom business applications.

Answer: A,B,D (LEAVE A REPLY)

Reference:

<https://docs.microsoft.com/en-us/powerapps/maker/portals/portal-templates>

NEW QUESTION: 72

Power Apps is used to create custom business applications. It can be used to create mobile apps, web apps, and desktop apps.

Power Apps is available in two versions: Power Apps for business and Power Apps for government.


Power Apps for business is used to create custom business applications.

Power Apps for government is used to create custom business applications.

Action	Option
Implement the Power Apps app.	<ul style="list-style-type: none">CanvasModel-drivenPortal
Use drag and drop to add a video to the app.	<ul style="list-style-type: none">ViewConnectorControl
Apply consistent company colors to the app.	<ul style="list-style-type: none">Unified InterfaceControlThemeTemplate

Answer:

Action	Option
Implement the Power Apps app.	<ul style="list-style-type: none"> Canvas Model-driven Portal
Use drag and drop to add a video to the app.	<ul style="list-style-type: none"> View Connector Control
Apply consistent company colors to the app.	<ul style="list-style-type: none"> Unified Interface Control Theme Template



Reference:

<https://powerapps.microsoft.com/en-us/blog/microsoft-stream-videos-and-channels-in-canvas-apps/>

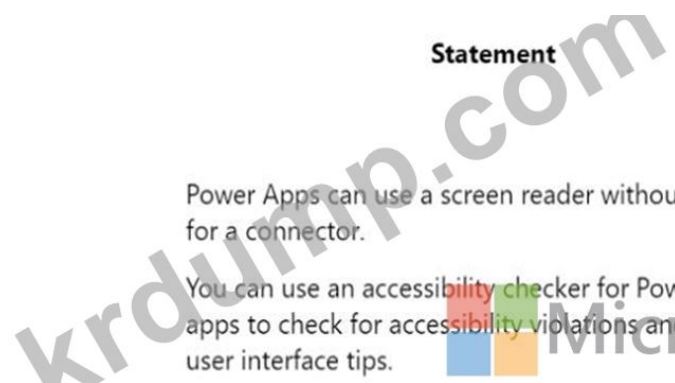
<https://docs.microsoft.com/en-us/powerapps/maker/model-driven-apps/create-themes-organization-branding>

<https://docs.microsoft.com/en-us/powerapps/maker/canvas-apps/controls/control-stream-video>

NEW QUESTION: 73

Power Apps □□ □□□ □□□□. □□ □□□ □□ □□□ □□ □□□ □ □□□ □□□□□ □□□. □□ □ □□□ □□ □□ □□□ □□□ □□ □□□□□□. □□□ □□ □□ □□□□ □□□□□. □□: □□□ □□□□ 1□□ □□□ □□□□.

Answer Area



Statement

Yes

No

Power Apps can use a screen reader without the need for a connector.

You can use an accessibility checker for Power Apps apps to check for accessibility violations and provide user interface tips.

Answer:

Answer Area



Microsoft

Statement

Yes

No

Power Apps can use a screen reader without the need for a connector.

You can use an accessibility checker for Power Apps apps to check for accessibility violations and provide user interface tips.

NEW QUESTION: 74

□□ □□□ □□□□ □□□ □□ Power Virtual Agents □□ □□□□ □□□□.
□□ □ □□□ □□ □□□ □□□ □□ □□□□□□. □□□ □□□ □□□□ □□□□□□.
□□: □ □□□ □□□ 1□□ □□□ □□□□.

Statement

Yes

No

You can use the prebuilt Postal Code entity to recommend plants that will work within a customer's growing zone.

You can create a custom entity to offer color and plant choices for landscaping options that can be made available for customer orders.

Answer:

Statement	Yes	No
You can use the prebuilt Postal Code entity to recommend plants that will work within a customer's growing zone.	<input checked="" type="radio"/>	<input type="radio"/>
You can create a custom entity to offer color and plant choices for landscaping options that can be made available for customer orders.	<input checked="" type="radio"/>	<input type="radio"/>

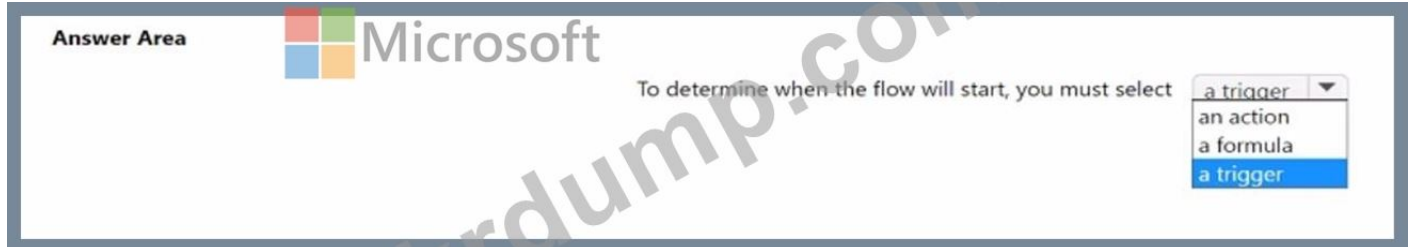
Reference:

<https://docs.microsoft.com/en-us/power-virtual-agents/data-location>


<https://docs.microsoft.com/en-us/power-virtual-agents/advanced-entities-slot-filling>

NEW QUESTION: 75

□□□ □□ □□ □□ □□□□ □□ □□□□□ □□□□□.
Microsoft Dataverse□ □ □□□ □□□□ Microsoft Teams□□ □□□□ □□□ Power
Automate □□□□ □□□ □□□ □□□□.
□□□ □□□ □□□□ □□□? □□□ □□□□ □□□□ □□ □□□□□□.

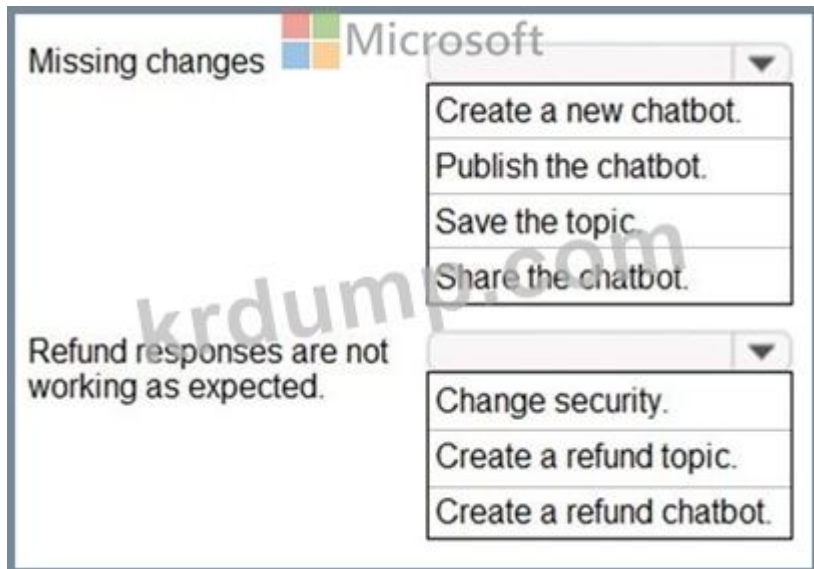


Answer:



NEW QUESTION: 76

Microsoft Teams□□ □□□ Power Virtual Agents □□□ □□□□. □□□ □□□□□ □□□□.
□□□□ □□ □□□ □□□□□.
□□□ □□ □□ □□□ □□□□□ □□□□ □□□□.
□□□□ □□□□□ □□□ □□□□ □□□ □□□□□ □□□ □□□ □□□ □□□□ □□□.
□□□ □□□□□ □□ □□□ □□ □□□□.
□□□ □□□□ □□ □□□□ □ □□□ □□□□ □□□.
□□□ □□ □□□? □□□□□ □□ □□□□ □□□ □□□ □□□□□□□.
□□: □ □□□ □□□ 1□□ □□□ □□□□.



Answer:

Answer Area



Select a Microsoft Dataverse environment.
Choose a template.
Enter a name and web address.

- 1 - Select a Microsoft Dataverse environment.
- 2 - Choose a template.
- 3 - Enter a name and web address.

NEW QUESTION: 80

□□□ 1□ □ □□□ □□ □□ Power BI □□□□□ □□□□. □□□ 1□ □□ □□□□ □□ □□ □□□ 2□ □□□□□ □□□□□. □□□ 2□ □□□□□ □ □ □□□ □□□□□. □□□ 2□ □□□ □□ □□□□ □□ □□□ □□□ □□□□ □□□ 3□□ □□□□□. □□□ 3□ □□□□ □□ □□□ □□□ □ □□ □□□□ □□□□□ □□□□□. □□□ 3□ □□ □□ □□□□□ □ □ □□□□.

- A. □□□□ □□□□ □□□□□ User3□ □□□□ □□□□.
- B. User3□ □□□ □□□ Power BI□ □□□□ □□□□ □□ □□□□ □□□□□□□ □□□.
- C. User1□ Power BI□ □□ □□□ □□ □□□ □□□□ □□□□□□□.

Answer: A (LEAVE A REPLY)

D- User2 is signed in to the dashboard and must sign out before User3 can sign in

NEW QUESTION: 81

□□□□ Power Apps□□ □ □□ □□□ □□ □□□ □□□□. □□□□ □□ □□□ □□□□ □□□ □ □□□ □□□□. □□□□□ □□□□ □□□□ □□□. Power Apps□□ □□ □□□ □□□□ □□□□ □□ □□□□? □□□□□ □□ □□□ □□ □□ □□□ □□□□ □□□□□. □□: □□ □□□ 1□□□□□.

Scenario

View the date, time, and location of upcoming internal meetings.

Create a meeting request from within the app.

Drill down into customer contact records in Dynamics 365 Sales to view a photo of a customer you are meeting.

Control

Meeting-screen template
Gallery
List box

Meeting-screen template
Gallery
List box

Image
People-screen template
Add picture

Answer:

Scenario	Control			
View the date, time, and location of upcoming internal meetings.	<table border="1"> <tr><td>Meeting-screen template</td></tr> <tr><td>Gallery</td></tr> <tr><td>List box</td></tr> </table>	Meeting-screen template	Gallery	List box
Meeting-screen template				
Gallery				
List box				
Create a meeting request from within the app.	<table border="1"> <tr><td>Meeting-screen template</td></tr> <tr><td>Gallery</td></tr> <tr><td>List box</td></tr> </table>	Meeting-screen template	Gallery	List box
Meeting-screen template				
Gallery				
List box				
Drill down into customer contact records in Dynamics 365 Sales to view a photo of a customer you are meeting.	<table border="1"> <tr><td>Image</td></tr> <tr><td>People-screen template</td></tr> <tr><td>Add picture</td></tr> </table>	Image	People-screen template	Add picture
Image				
People-screen template				
Add picture				

Reference:

<https://docs.microsoft.com/en-us/powerapps/maker/canvas-apps/screen-templates/meeting-screen-overview>

NEW QUESTION: 82

□□ □□ □□ □□□□ □□□□□.

□□□□□ □□□□ □ □ □□□ □□□□ □□□.

□□□□□ □ □ □□ □ □□ □□□□□? □ □□□ □□□ □□□□ □□□□□.

□□□□: □□ □□□ 1□□□□.

- A. Microsoft Power Platform □□ □□
- B. Microsoft Power BI □□□ □
- C. Microsoft Power BI □□□
- D. Microsoft Power BI □□□□

Answer: (SHOW ANSWER)

NEW QUESTION: 83

Power Apps apps can be built with hot key support and designed so they do not require a touch screen or mouse.

Only model-driven Power Apps have support for using a screen reader without the need for a connector.

The accessibility checker can be run for your Power Apps app to provide notifications of accessibility violations as well as tips for making it even more user friendly.

Statement	Yes	No
Power Apps apps can be built with hot key support and designed so they do not require a touch screen or mouse.	<input type="radio"/>	<input type="radio"/>
Only model-driven Power Apps have support for using a screen reader without the need for a connector.	<input type="radio"/>	<input type="radio"/>
The accessibility checker can be run for your Power Apps app to provide notifications of accessibility violations as well as tips for making it even more user friendly.	<input type="radio"/>	<input type="radio"/>

Answer:

Statement	Yes	No
Power Apps apps can be built with hot key support and designed so they do not require a touch screen or mouse.	<input checked="" type="radio"/>	<input type="radio"/>
Only model-driven Power Apps have support for using a screen reader without the need for a connector.	<input type="radio"/>	<input checked="" type="radio"/>
The accessibility checker can be run for your Power Apps app to provide notifications of accessibility violations as well as tips for making it even more user friendly.	<input checked="" type="radio"/>	<input type="radio"/>

Reference:

- <https://docs.microsoft.com/en-us/powerapps/user/keyboard-shortcuts>
- <https://docs.microsoft.com/en-us/powerapps/user/screen-reader>
- <https://docs.microsoft.com/en-us/powerapps/maker/canvas-apps/accessibility-checker>

NEW QUESTION: 84

Power Apps apps can be built with hot key support and designed so they do not require a touch screen or mouse.

□□□□ □□□ □□□□ □□□ □□ □□□□.
□□□ □□□ □□□□ □□□.
□□ □ □□ □□□ □□□□ □□□? □ □□□ □□□□ □□□ □□□□□□.
□□: □ □□□ □□□ 1□□ □□□ □□□□.

- A. □□□□□
- B. □□
- C. □□□□
- D. □□/□□□
- E. □□

Answer: ([SHOW ANSWER](#))

NEW QUESTION: 85

Power Automate □□□ □□□□ □□□□ □ □□□□ □□□ □□□ □□□□ □□□□ □□□
□□ □□□□ □□ □□□ □□□ □□□ □□ □ □□□□.
□□□□ □ □□□□ □□□ □□□ □□□ □□□□ □□□□. □□□□ □□□□□ □□□□
□□□ □□ □□□ □□□ □□□□□□ □□□□ □□ □□□□ □□□□ □□□□ □□ □□□
□□ □□ □□□ □□□□ □□□.
□□□ □□□□ □□□.
□□ □□ □□□ □□□□ □□□?

- A. □□□□ □□
- B. □□
- C. □□□
- D. □□□
- E. □□

Answer: B ([LEAVE A REPLY](#))

Use a condition and set the action to send an email.

Reference:

<https://docs.microsoft.com/en-us/power-automate/add-condition>

NEW QUESTION: 86

□□□ □□ □□□ Power Apps, Microsoft Flow □ Common Data Service□ □□□□□.
□□□□ □□□□ □□□□ □□□ □□ □□□ □□ □□□□. □□□ □□□□□ □□□□ □
□□□ □□□□□ □□□.
□□□□□ □□□□ □□□□□ □□□ □□□□ □□□.
□□□ □□□□ □□□?

- A. □□□□□□□ □□
- B. Azure □□□ □□
- C. Power Platform □□
- D. Dynamics 365 □□ □□□

Answer: C ([LEAVE A REPLY](#))

The Power Platform Analytics Usage report is the default reports seen by the logged in environment admin. It provides total app launches and daily active users across all apps in the environment. Admins can filter the view with attributes like device platform, player version, country, state, and city.

Reference:

<https://docs.microsoft.com/en-us/power-platform/admin/analytics-powerapps>

NEW QUESTION: 87

□□□ □□□ □□□□ □□□□ □□□□ □□□□ □□□□ □□ □□□□ □□□□□. □□□□ API□ □□□□. □□□ □□ □□□□□ □□□□ □□ □□□□□□□□ □□□□ □ □□□ □□□□ □□□. □□□□ □□□ □□□□□□□□ □□ □□ □□□ □□ □□□□□ □ □□ □□□ □□□□ □□□ □□□□ □□□ □□□□ □□□□.

Power Automate□ □□□□ □□□ □□ □□ □□□ □□□□ □□□□ □□□ □ □□□ □□ □□ □□□.

□□ □□□ □□□ □□□□ □□□?

- A. □□□□ □□□□
- B. □□□□
- C. □□□□ □□□□
- D. □□□□ □□□□

Answer: (SHOW ANSWER)

NEW QUESTION: 88

□□□□ Microsoft Flow□ □□□□□. □□ □□□ □□□ □□□ □□□ □□□□ □□□□ □□□□ □□ □□ □□□ □□□□ □□ □□ □□□. □□□□□ □□□□□ □□□ □□□□ □□□.

□□□ □□□□ □□□?

- A. □□□□
- B. □□ □□
- C. □□□□ □□
- D. □ □□
- E. □□ □□

Answer: B (LEAVE A REPLY)

With Power Automate, you can manage the approval of documents or processes across several services, including SharePoint, Dynamics 365, Salesforce, OneDrive for Business, Zendesk, or WordPress.

Reference:

<https://docs.microsoft.com/en-us/power-automate/modern-approvals>

NEW QUESTION: 89

Which of the following are components of AI Builder? (Select all that apply.)

Business card reader (Canvas)
 Business card reader (Model-driven)
 Additional canvas components to leverage your AI Builder form processing or object detection models canvas apps.

- A. Business card reader (Canvas)
- B. Business card reader (Model-driven)
- C. Microsoft Flow canvas apps
- D. Additional canvas components to leverage your AI Builder form processing or object detection models canvas apps

Answer: A,C (LEAVE A REPLY)

A (not D): AI Builder comes with:

A ready-to-use business card reader available in canvas as well as in model-driven apps.

Business card reader (Canvas)

Business card reader (Model-driven)

Additional canvas components to leverage your AI Builder form processing or object detection models canvas apps.

C: Use the results from your AI model across Power Platform to create end-to-end solutions that meet your business needs, even if you have no coding skills. For example, create a flow that automates document processing in Power Automate, or an app created with PowerApps that predicts whether a supplier will be out of compliance.

Reference:

<https://docs.microsoft.com/en-us/ai-builder/use-in-powerapps-overview>

NEW QUESTION: 90

Which of the following are components of Microsoft Power Platform? (Select all that apply.)

Business card reader (Canvas)
 Business card reader (Model-driven)
 Additional canvas components to leverage your AI Builder form processing or object detection models canvas apps.

Statement	Yes	No
You can synchronize account information from Dynamics 365 Sales with a third-party database.	<input type="radio"/>	<input type="radio"/>
You can create invoices from orders and then send the invoices to the customer by using a Power Automate flow.	<input type="radio"/>	<input type="radio"/>

Answer:

Statement	Yes	No
You can synchronize account information from Dynamics 365 Sales with a third-party database.	<input checked="" type="radio"/>	<input type="radio"/>
You can create invoices from orders and then send the invoices to the customer by using a Power Automate flow.	<input checked="" type="radio"/>	<input type="radio"/>

NEW QUESTION: 91

Which of the following are components of AI Builder? (Select all that apply.)

□□□ □□ □□□ □□□□□ AI Builder □□□ □□□□ □□□.
 □□ □□ □□□ □□□□ □□□? □□□□□ □□□ □□ □□□ □□□ □□ □□□□ □□□
 □□□□. □ □□ □□□ □ □, □ □ □□ □□□□□ □□ □□□□ □□ □ □□□□. □□□□
 □□□ □ □□□ □□ □□□ □□□ □□□□□ □ □ □□□□.
 □□: □ □□□ □□□ 1□□ □□□ □□□□.

Model types <input type="text" value="prediction"/> <input type="text" value="form processing"/> <input type="text" value="object detection"/>	Answer Area  Requirement Identify products without labels or serial numbers. Identify customers who might not pay their invoices on time.	Model type <input type="text" value="model type"/> <input type="text" value="model type"/>
--	--	---

Answer:

Model types <input type="text" value="prediction"/> <input type="text" value="form processing"/> <input type="text" value="object detection"/>	Answer Area  Requirement Identify products without labels or serial numbers. Identify customers who might not pay their invoices on time.	Model type <input type="text" value="object detection model type"/> <input type="text" value="prediction model type"/>
--	--	---

Reference:

<https://docs.microsoft.com/en-us/ai-builder/object-detection-model-in-flow>

<https://docs.microsoft.com/en-us/ai-builder/prediction-overview>

PL-900-KR □□ □□□ □□□□□ □□ DumpTop □□ □□□□ □□□ PL-900-KR □□!
 DumpTop □ □□ **PL-900-KR** □□ □□□ □□□□□□, DumpTop PL-900-KR □□ □□□
 □□□□□□□□ □□□ □□□□□□□□. □□□□ □□□ □□□□ □□ DumpTop PL-900-
 KR □□□ □□□□□. <https://www.dumptop.com/Microsoft/PL-900-KR-dump.html> (375 Q&As
 Dumps, **30%OFF Special Discount: KrDump**)

NEW QUESTION: 92

□□: □□ □ □□□ □□ □□□ □□□ □□ □□□□□□. □□□ □□□ □□□□ □□□□□.
 □□: □ □□□ □□□ 1□□ □□□ □□□□.

	Yes	No
Managed solutions can be used to group multiple Power Platform components together during solution development.	<input type="radio"/>	<input type="radio"/>
Managed solutions must be used to distribute a Power Platform application on AppSource.	<input type="radio"/>	<input type="radio"/>
Managed solutions always protect Power Platform components from editing when components are exported to another environment.	<input type="radio"/>	<input type="radio"/>

Answer:

Yes

No

Managed solutions can be used to group multiple Power Platform components together during solution development.

Managed solutions must be used to distribute a Power Platform application on AppSource.

Managed solutions always protect Power Platform components from editing when components are exported to another environment.

Reference:

<https://docs.microsoft.com/en-us/power-platform/alm/solution-concepts-alm>

NEW QUESTION: 93

□□ □□□ □□ □□□ □□□□□ OneDrive□ □□□□ Power Automate □□□ □□□□. □
□□ □□□□ □□ □□□ □□□□ □□□.
□□□ □□□ □ □□ □ □□ □□□ □□□ □□□□□? □ □□□ □□□ □□□□ □□□□
□. □□: □ □□□ □□□ 1□□ □□□ □□□□.

- A. Power Automate □ □□□ □□□□ □□ □□□ □□□□□.
- B. □□□ □□ □□ □□ □□□□□□.
- C. Power Automate □□□ □□ □□ □□□□ □□□□□.
- D. Power Automate □□ □□□ □□□□ □□□□□ □□□.
- E. □□□□ □□□□ □□ □□□ □□□.

Answer: ([SHOW ANSWER](#))

Reference:

<https://docs.microsoft.com/en-us/power-automate/fix-flow-failures>

NEW QUESTION: 94

□□□ □□ □□ □□ □□ □□□□.
□□ □□ □□ □□ □□ □□□□□ □□□□ □□□. □□ □ □□ □□□ □□□□ □□□? □
□□□ □□□ □□□□ □□□□□.
□□: □□ □□□ 1□□□□□.

- A. PowerShell□ □□ □□ □□□□ □□□□□ □□□□□□□ □□□□□.
- B. Power Apps □□□□□ □□ □□□ □□□□□.
- C. □□□□□□□ □ URL□ □□□□ □□ □□□□ □□□□.
- D. □□ AppSource□ □□□□□.

Answer: B,D ([LEAVE A REPLY](#))

NEW QUESTION: 95

□□ □□/□□□□□ □□□ □□□ □□ □□□ □□□□.
□□ □ □□□ □□ □□□ □□□ □□ □□□□□□□. □□□ □□□ □□□□ □□□□□□.

□□: □ □□□ □□□ 1□□ □□□ □□□□.

Statement	Yes	No
Canvas app authoring environment will adapt to the language setting of the author.	<input type="radio"/>	<input type="radio"/>
When running a canvas app on a mobile device, the app adopts the app author's language.	<input type="radio"/>	<input type="radio"/>
Numbers and dates in Power Apps app automatically conform to the regional and language settings for a user's device.	<input type="radio"/>	<input type="radio"/>

Answer:

Statement	Yes	No
Canvas app authoring environment will adapt to the language setting of the author.	<input checked="" type="radio"/>	<input type="radio"/>
When running a canvas app on a mobile device, the app adopts the app author's language.	<input checked="" type="radio"/>	<input type="radio"/>
Numbers and dates in Power Apps app automatically conform to the regional and language settings for a user's device.	<input checked="" type="radio"/>	<input type="radio"/>

Reference:

<https://docs.microsoft.com/en-us/powerapps/maker/canvas-apps/global-apps>

NEW QUESTION: 96

□□□□ Power BI □ □□□□ □□ □□ □□□□ □□□ □□□□□.

□□□ □□ □□□□ □□□□ □□□.

□□□ □□ Power BI □□ □□□ □□□□ □□□? □□□□□ □□□ Power BI □□ □□□ □ □□ □□ □□□□ □□□□□□. □ Power BI □□ □□□ □ □, □ □ □□ □□□□□ □□ □ □□□ □□ □ □□□□. □□□□ □□□ □ □□□ □□ □□□ □□□ □□□□□ □ □ □□□ □.

□□: □ □□□ □□□ 1□□ □□□ □□□□.

Power BI components

- reports
- workspaces
- dashboards
- dataset

Answer Area

Requirement	Power BI component
Allow users to set and receive alerts when data changes beyond specified limits.	<input type="text"/>
View and filter data and export data to Microsoft Excel for further manipulation and analysis.	<input type="text"/>

Answer:

Power BI components	Requirement	Power BI component
reports	Allow users to set and receive alerts when data changes beyond specified limits.	workspaces
workspaces		
dashboards	View and filter data and export data to Microsoft Excel for further manipulation and analysis.	dataset
dataset		

NEW QUESTION: 97

- AI Builder □ □□□ □ □□ □□□ □□□□ □□□□.
- AI Builder □ □□□ □ □□ □ □□ □□□□□ □□□□□? □ □□□ □□□ □□□ □□□□ □□□□□.
- : □ □□□ □□□ 1□□ □□□ □□□□.
- A. □□□□ □□□□ □□□□ □□ □□□ □□□□□.
- B. □□ □□□□□□□□ □□□□ □□□□□□□.
- C. □□□□ □□ □□ □ □□ □□
- D. □□□□ □□□ □□ □□□□□ □□□□ □□□□.
- E. □□ □□□ □□□□ □□□□ □□□□ □□ □□□□ □□□□ □□□□□ □□□□□.

Answer: ([SHOW ANSWER](#))

NEW QUESTION: 98


- □□□ □□□□ □□□ □□□□□. □□□ □□ □□□□ □□□□ □□□ □□□□. □ □□ □□□□ □□□□ □□□□□ □□ □□□ □□□□□ □□□. □□ □□□□ □□□ □□ □□□□□ □□□. □□□ □□□□ □□□□ □□□□?
- A. □□□□
- B. □□
- C. □□
- D. □□ □□

Answer: ([SHOW ANSWER](#))

NEW QUESTION: 99

- □□□ □□ Power Pages □□□□ □□□ □□□□□.
- Dataverse □ □□□ □□□□ □□□□□ □□ □□□□ □□□ □□□□□□□. □□□ □□□□ □□□□ □□□.
- □ □□ □□□ □□□ □ □□□□□? □ □□□ □□□ □□□□ □□□□□□□. □ □□□ □□ □□□□□. □□; □ □□□ 1□□□□□.
- A. □□ □ □□
- B. □□□ □ □□ □□ □□□
- C. □□ □□ □ □□

Answer Area

	Statement	Yes	No
	Power Virtual Agent chatbots can be created directly in Microsoft Teams.	<input checked="" type="checkbox"/>	<input type="checkbox"/>
	Power Virtual Agent chatbots can use the bot testing feature directly within Microsoft Teams.	<input type="checkbox"/>	<input checked="" type="checkbox"/>

NEW QUESTION: 103

Which of the following are valid requirements for a Power Platform environment? (Select three.)

Power Apps Power Automate Power BI

Power Virtual Agent

Power Virtual Agent chatbots can be created directly in Microsoft Teams.

Power Virtual Agent chatbots can use the bot testing feature directly within Microsoft Teams.

Power Platform environments are used to separate data and apps between different departments within a company.

Power Platform environments can be created for different geographical locations.

Power Platform environments can be used to separate data and apps between different departments within a company.

Power Platform environments can be used to separate data and apps between different geographical locations.

Features

- Environment
- Security group
- SharePoint library

Answer Area




Requirement	Feature
Ensure fastest response times for each company location.	Feature
Create test and production copies of the data and apps.	Feature

Answer:

Features

- Environment
- Security group
- SharePoint library

Answer Area



Requirement	Feature
Ensure fastest response times for each company location.	Environment
Create test and production copies of the data and apps.	Feature
	Security group

Reference:

<https://docs.microsoft.com/en-us/power-platform/admin/environments-overview>

<https://docs.microsoft.com/en-us/power-platform/admin/control-user-access>

NEW QUESTION: 104

Which of the following are valid requirements for a Power Platform environment? (Select three.)

Power Apps Power Automate Power BI

Power Virtual Agent

Power Virtual Agent chatbots can be created directly in Microsoft Teams.

Power Virtual Agent chatbots can use the bot testing feature directly within Microsoft Teams.

Power Platform environments are used to separate data and apps between different departments within a company.

Power Platform environments can be created for different geographical locations.

Power Platform environments can be used to separate data and apps between different departments within a company.

Power Platform environments can be used to separate data and apps between different geographical locations.

- A.
- B.
- C.
- D.
- E.

Answer: (SHOW ANSWER)

NEW QUESTION: 105

□□ □ □□□ □□ □□□ □□□ □□ □□□□□□. □□□ □□□ □□□□ □□□□□□.
□□: □ □□□ □□□ 1□□ □□□ □□□□.



Statement

Yes

No

Power Apps apps can run only mobile devices.

Power Apps can run only with Dynamic 365 products.

If a user runs a Power Apps app that accesses information to which the user does not have access, the app grants the user permissions.

Answer:

Statement	Yes	No
Power Apps apps can run only mobile devices.	<input type="radio"/>	<input checked="" type="radio"/>
Power Apps can run only with Dynamic 365 products.	<input type="radio"/>	<input checked="" type="radio"/>
If a user runs a Power Apps app that accesses information to which the user does not have access, the app grants the user permissions.	<input type="radio"/>	<input checked="" type="radio"/>

Reference:

<https://docs.microsoft.com/en-us/powerapps/powerapps-overview>

<https://docs.microsoft.com/en-us/powerapps/maker/canvas-apps/share-app>

<https://docs.microsoft.com/en-us/power-platform/admin/online-requirements>

NEW QUESTION: 106

□□□□ Dynamics 365 Supply Chain Management□ □□□□□.
□□□ □□ □□□ □□□□ □□□ □□ □□□ □□□□□□ □□□□□ □□□.
□□□ □□ □□□□ □□□□ □□□.
□□□ □□□□ □□□?

A. □□ BI

B. Power Apps □□□ □

C. AI □□

D. □□□□□□□ □□□

Answer: B (LEAVE A REPLY)

Microsoft Power Apps provides a consistent experience for building apps and extending Office 365 and Dynamics 365. Investments include enhancements on Unified Interface, support for embedding canvas apps in model-driven apps and native support of the Common Data Service for Apps.

Reference:

<https://powerapps.microsoft.com/en-us/roadmap/>

PL-900-KR □□ □□□ □□□□□ □□ DumpTop □□ □□□□ □□□ PL-900-KR □□! DumpTop □ □□ **PL-900-KR** □□ □□□ □□□□□□, DumpTop PL-900-KR □□ □□□ □□□□□□□□ □□□ □□□□□□□□. □□□□ □□□ □□□□ □□ DumpTop PL-900-KR □□□ □□□□□. <https://www.dumptop.com/Microsoft/PL-900-KR-dump.html> (375 Q&As Dumps, **30%OFF Special Discount: KrDump**)

NEW QUESTION: 107

□□□ □□□ □□ □□□ □□ □□□□□□. Power BI □□□□□ □□ □ □□ □□ □□□ □ □□□ □ □□ □□□□ □□□□□.

□□ □□□□ Excel□□ □□ □□□ □□ □□ □□ □□□□□ Power BI □□□□□□ □□ □ □□ □□ □ □□□□.

□□□□ □□□ □□□□□□ □□□ □□□.

□□□□□ □□□ □□□□ □□□□?

- A. Power BI Desktop □□ □□□□□.
- B. □□□□□□ □□□□ □□□□ □□□□□.
- C. □□□□ □□□□ □□□□□□ □□□ □□□□□.
- D. □□□□□ □□□□ □□□ □□□ □□□□.

Answer: B (LEAVE A REPLY)

Reference:

<https://docs.microsoft.com/en-us/power-bi/collaborate-share/service-analyze-in-excel>

NEW QUESTION: 108

□ □□□ Dataverse□ □□□ □□ □□ □ □□ □□□ □□ □□□ □□□□□. □□□□ □□ □□□ □□ □□□ □□□ □□ □□ □□□ □□□ □□□ □ □□ □□□□ □□ □□□.

- * □□ □□□ □□□ □□ □□□ □□□□□.
- * □□□ □□□ □□ □□□ □□□□□.
- * □□ □□□ □□□□□.

□□ □□□ □□□□ Microsoft Power Platform □□ □□□ □□□□ □□□. □□ □□□□□ □□□□ □□□□?

- A. Power Pages
- B. Model-driven app
- C. Canvas app
- D. Power BI

Answer: ([SHOW ANSWER](#))

NEW QUESTION: 109

Power Platform is a set of tools that help you build apps and solutions. It includes Power Apps, Power Automate, Power BI, and Power Pages. Power Platform is designed to be easy to use and integrate with other Microsoft products. It is a low-code/no-code platform that allows you to build apps and solutions without the need for extensive programming knowledge. Power Platform is available on both desktop and mobile devices. It is a cloud-based platform that allows you to build apps and solutions that are accessible from anywhere. Power Platform is a powerful tool that can help you build apps and solutions that meet your business needs. It is a great choice for organizations of all sizes. Power Platform is a great choice for organizations that want to build apps and solutions that are easy to use and integrate with other Microsoft products. Power Platform is a great choice for organizations that want to build apps and solutions that are accessible from anywhere. Power Platform is a powerful tool that can help you build apps and solutions that meet your business needs. It is a great choice for organizations of all sizes.

Statement	Yes	No
You can synchronize account names with a third-party proprietary database.	<input type="radio"/>	<input type="radio"/>
You can create invoices from orders and then send the invoices to the customer.	<input type="radio"/>	<input type="radio"/>

Answer:

Statement	Yes	No
You can synchronize account names with a third-party proprietary database.	<input checked="" type="radio"/>	<input type="radio"/>
You can create invoices from orders and then send the invoices to the customer.	<input checked="" type="radio"/>	<input type="radio"/>

Reference:

<https://docs.microsoft.com/en-us/learn/powerplatform/>

NEW QUESTION: 110

Power BI is a data visualization tool that helps you analyze and share your data. It is a cloud-based platform that allows you to build reports and dashboards that are accessible from anywhere. Power BI is a powerful tool that can help you analyze and share your data. It is a great choice for organizations of all sizes. Power BI is a great choice for organizations that want to analyze and share their data. Power BI is a powerful tool that can help you analyze and share your data. It is a great choice for organizations of all sizes. Power BI is a great choice for organizations that want to analyze and share their data. Power BI is a powerful tool that can help you analyze and share your data. It is a great choice for organizations of all sizes.

Which tool should you use to create a dashboard that is accessible to all users in your organization?
 You need to create a dashboard that is accessible to all users in your organization. Which tool should you use?
 You need to create a dashboard that is accessible to all users in your organization. Which tool should you use?
 You need to create a dashboard that is accessible to all users in your organization. Which tool should you use?

Tools	Answer Area	Requirement	Component
Power BI Service only	Create dashboards. Create reports. Create calculated columns. Configure security. Configure sharing.		Tool
Power BI Desktop only			Tool
Power BI Desktop or Power BI Service			Tool
			Tool
			Tool
			Tool

Answer:

Tools	Answer Area	Requirement	Component
Power BI Service only	Create dashboards. Create reports. Create calculated columns. Configure security. Configure sharing.		Power BI Service only
Power BI Desktop only			Power BI Desktop or Power BI Service
Power BI Desktop or Power BI Service			Power BI Desktop only
			Power BI Desktop or Power BI Service
			Power BI Desktop or Power BI Service
			Power BI Service only

Reference:

<https://docs.microsoft.com/en-us/power-bi/designer/service-service-vs-desktop>

NEW QUESTION: 111

Power Automate can be used to create an approval flow. Which of the following statements are true?
 The addition of an expense report to a Microsoft OneDrive folder can initiate an approval flow.
 Approvals must follow a sequential order of approval.

Statements	Yes	No
The addition of an expense report to a Microsoft OneDrive folder can initiate an approval flow.	<input type="radio"/>	<input type="radio"/>
Approvals must follow a sequential order of approval.	<input type="radio"/>	<input type="radio"/>

Answer:

Statements	Yes	No
The addition of an expense report to a Microsoft OneDrive folder can initiate an approval flow.	<input checked="" type="radio"/>	<input type="radio"/>
Approvals must follow a sequential order of approval.	<input type="radio"/>	<input checked="" type="radio"/>

Reference:

<https://docs.microsoft.com/en-us/power-automate/modern-approvals>

<https://docs.microsoft.com/en-us/power-automate/create-approval-response-options>

NEW QUESTION: 112

Which of the following is a requirement for using Microsoft Dataverse in Power Pages?

A. The organization must be a Microsoft 365 Enterprise license holder.

B. The organization must be a Microsoft 365 Business license holder.

C. The organization must be a Microsoft 365 E5 license holder.

D. The organization must be a Microsoft 365 E3 license holder.

Answer:

NEW QUESTION: 113

Which of the following is a requirement for using Power Virtual Agents?

A. The organization must be a Microsoft 365 Enterprise license holder.

B. The organization must be a Microsoft 365 Business license holder.

C. The organization must be a Microsoft 365 E5 license holder.

D. The organization must be a Microsoft 365 E3 license holder.

Statement	Yes	No
You must create a topic to specify how a chatbot responds to a user.	<input type="radio"/>	<input type="radio"/>
You can use prebuilt entities or custom defined entities.	<input type="radio"/>	<input type="radio"/>

Answer:

Statement	Yes	No
You must create a topic to specify how a chatbot responds to a user.	<input checked="" type="radio"/>	<input type="radio"/>
You can use prebuilt entities or custom defined entities.	<input checked="" type="radio"/>	<input type="radio"/>

Reference:

<https://docs.microsoft.com/en-us/power-virtual-agents/authoring-fundamentals>

<https://docs.microsoft.com/en-us/power-virtual-agents/advanced-entities-slot-filling>

NEW QUESTION: 114

Q: Which of the following statements are true? (Select all that apply.)

Microsoft SharePoint is a cloud-based collaboration platform.

Power Apps is a low-code development platform.

Power Automate is a cloud-based workflow automation platform.

Power BI is a cloud-based business intelligence platform.

Statement	Yes	No
You should build a model-driven app in Power Apps.	<input type="radio"/>	<input type="radio"/>
You should build a canvas app in Power Apps.	<input type="radio"/>	<input type="radio"/>
Users must download and run the Power Apps mobile application to use the solution.	<input type="radio"/>	<input type="radio"/>

Answer:

Statement  **Yes** **No**

- You should build a model-driven app in Power Apps. Yes No
- You should build a canvas app in Power Apps. Yes No
- Users must download and run the Power Apps mobile application to use the solution. Yes No

Reference:

<https://docs.microsoft.com/en-us/powerapps/maker/canvas-apps/app-from-sharepoint>

<https://docs.microsoft.com/en-us/powerapps/user/run-app-client>

NEW QUESTION: 115

□□: □□ □ □□□ □□ □□□ □□□ □□ □□□□□□. □□□ □□□ □□□□ □□□□□□.
 □□: □ □□□ □□□ 1□□ □□□ □□□□.


Answer Area

Statements  **Yes** **No**

- You can connect to external resources with Power BI Desktop but not with the Power BI service. Yes No
- You can build and edit Power BI reports by using Power BI Desktop or the Power BI service. Yes No
- The only way to distribute a Power BI Desktop report is by sending the PBIX file to others. Yes No

Answer:

Answer Area

Statements  **Yes** **No**

- You can connect to external resources with Power BI Desktop but not with the Power BI service. Yes No
- You can build and edit Power BI reports by using Power BI Desktop or the Power BI service. Yes No
- The only way to distribute a Power BI Desktop report is by sending the PBIX file to others. Yes No

NEW QUESTION: 116

□ □□□□□ Microsoft Power Automate □ □□□□ □□□□□ □□□□ □□□ □□□□ □□
 □□□□ □□□□.
 □ □□□□□ □□□□ Power Automate □□ □□□ □□□□ □□□.
 □□ □□□ Power Automate □□□ □□□□ □□□? □□□□□ □□□□ Power Automate □□
 □□□ □□□ □□□□□ □□□□□. □ □□□□□ □ □, □ □ □□ □□□□□ □□ □□□□□

□□ □ □□□□. □□ □□□ □ □□□ □□□□ □□□□ □□□□ □ □□ □□□
 □.
 □□□□: □□ □□□ 1□□□□.

Power Automate flow types <input type="checkbox"/> Desktop flow <input type="checkbox"/> Instant cloud flow <input type="checkbox"/> Automated cloud flow	Power Automate flows Scenario On Monday mornings, browse to a local news website and log any weekend events. When a staff member calls in sick, post a message in the office Microsoft Teams channel. When the manager's mailbox receives an email with the subject Approval, send a Teams approval.	Power Automate flow type <input type="text"/> <input type="text"/> ... <input type="text"/>
---	--	---

Answer:

Power Automate flow types <input checked="" type="checkbox"/> Desktop flow <input checked="" type="checkbox"/> Instant cloud flow <input checked="" type="checkbox"/> Automated cloud flow	Power Automate flows Scenario On Monday mornings, browse to a local news website and log any weekend events. When a staff member calls in sick, post a message in the office Microsoft Teams channel. When the manager's mailbox receives an email with the subject Approval, send a Teams approval.	Power Automate flow type <input checked="" type="checkbox"/> Desktop flow <input checked="" type="checkbox"/> Instant cloud flow <input checked="" type="checkbox"/> Automated cloud flow
--	--	---

NEW QUESTION: 117

□□ □□□ IoT(□□ □□□) □□□ □□□□ □□□ □□ □□□□ □□□ □□□□□□□□.
 □□ IoT □□□□ □□□□□□ □□ □□□□ □□□ □□□□□ □□□□.
 Power BI □□□ □□□□□□ IoT □□□□□ □□ □□□ □□□ □□□□ □□□.
 □□ □□□ □□□□ □□□?

- A. □□□ □□ □□ □□□ □□
- B. □□□□ □□□ □□
- C. □□□ □ □□□ □□
- D. Power BI □□□ □□
- E. □□ □□□

Answer: (SHOW ANSWER)

<https://docs.microsoft.com/en-us/power-bi/service-real-time-streaming>
<https://powerbi.microsoft.com/en-us/blog/using-power-bi-real-time-dashboards-to-display-iot-sensor-data-astep-by-step-tutorial/>

NEW QUESTION: 118

AI Builder□□ □□□ □□ □□□ □□□□□□□ □□□□ □□□□.
 □□□ □□□ □□□□ □□ □□□ □□ □□ □□ □□□ □□□□ □□□.
 □ □□□ □□□ □□ □□ □□□ □□□□□? □□□□ □□□ □□□ □□□ □□□□ □□□
 □□□. □ □□□ □□, □ □ □□ □□ □□ □□□□ □□ □ □□□□. □ □□□ □□ □□□
 □□□□□□ □□□□□ □□□□ □ □ □□□□.
 □□□□: □□ □□□ 1□□□□.

Statuses <input type="checkbox"/> Draft <input type="checkbox"/> Published <input type="checkbox"/> Trained	Answer Area Action Test the performance of the model. Use the model in Power Apps and Power Automate. Build the model and add data.	Status <input type="text"/> <input type="text"/>
---	---	---

Answer:



NEW QUESTION: 119

Power BI can only retrieve data from up to two different sources for each dashboard.
 Power BI visualizations can be used in canvas apps and model driven apps.
 Power BI can display charts and list boxes on dashboards.

Statements	Yes	No
Power BI can only retrieve data from up to two different sources for each dashboard.	<input type="radio"/>	<input type="radio"/>
Power BI visualizations can be used in canvas apps and model driven apps.	<input type="radio"/>	<input type="radio"/>
Power BI can display charts and list boxes on dashboards.	<input type="radio"/>	<input type="radio"/>

Answer:

Statements	Yes	No
Power BI can only retrieve data from up to two different sources for each dashboard.	<input checked="" type="radio"/>	<input type="radio"/>
Power BI visualizations can be used in canvas apps and model driven apps.	<input type="radio"/>	<input checked="" type="radio"/>
Power BI can display charts and list boxes on dashboards.	<input checked="" type="radio"/>	<input type="radio"/>

Reference:


<https://docs.microsoft.com/en-us/power-bi/visuals/power-bi-visualization-types-for-reports-and-queries>

<https://docs.microsoft.com/en-us/power-bi/visuals/power-bi-visualization-slicers>

NEW QUESTION: 120

Power BI can only retrieve data from up to two different sources for each dashboard.

□□ □ □□□ □□ □□□ □□□ □□ □□□□□□. □□□ □□□ □□□□ □□□□□□.
 □□: □ □□□ □□□ 1□□ □□□ □□□□□.

 Microsoft	Statement	Yes	No
	You must use standard templates for building portals.	<input type="radio"/>	<input type="radio"/>
	You can test portals in non-prodcution environments and then migrate the portals into production environments.	<input type="radio"/>	<input type="radio"/>
	When transitioning to the new version of a portal, you can display a customizable maintenance page until the new portal is ready to be used.	<input type="radio"/>	<input type="radio"/>

Answer:

Statement	Yes	No
You must use standard templates for building portals.	<input checked="" type="radio"/>	<input type="radio"/>
You can test portals in non-prodcution environments and then migrate the portals into production environments.	<input checked="" type="radio"/>	<input type="radio"/>
When transitioning to the new version of a portal, you can display a customizable maintenance page until the new portal is ready to be used.	<input checked="" type="radio"/>	<input type="radio"/>

Reference:

<https://docs.microsoft.com/en-us/powerapps/maker/portals/overview>

<https://docs.microsoft.com/en-us/powerapps/maker/portals/admin/migrate-portal-configuration>

<https://docs.microsoft.com/en-us/powerapps/maker/portals/admin/enable-maintenance-mode>

NEW QUESTION: 124

□□□ □□□ □□ Power Pages □□□□□ □□□ □□□□□.
 □□□ □□□□ □□□ □□□□ □□□□ □□□□□□. □□ □□□□□ □□□□ □ □ □□ □
 □ □□□. □□□□ □□□ □ □□ □□ □ □□□ □□□ □□□□ □□□□. □□ □□□ □□□
 □ □□□?

- A. □□□ □□□□ □□
- B. □□□ □□□□
- C. □□ □□ □
- D. Power Automate □□□ □□

Answer: C ([LEAVE A REPLY](#))

NEW QUESTION: 125

□□□□ Power Platform □□□ □□□□ □□□□. □□□ □□ □□□ □□□□□ □□□. Power Apps □□ □□□ □□□□ □□ □ □□ □□□□□ □□□□□? □ □□□ □□□ □□ □□ □□□□□.

□□: □ □□□ □□□ 1□□ □□□ □□□□.

- A. □□ □□ □□ □ □□ □□□ □□□ □□ □□ □□□□
- B. □□ □ □□□□ □□□□ □□□ □□□□□ □□□□ □□ □□□□
- C. □□ □□□□□ VPN□ □□□□□ □□□ □ □□ □□□ □□□□ □□ □□ □□□□
- D. Common Data Service□ □□□ □□□□ □□□□□ □□□ □□ □□ □□□□
- E. Dynamics 365 Finance □□□□ □□ □□□□ □□□ □□□ □□ □□ □□□□

Answer: ([SHOW ANSWER](#))

Reference:

<https://docs.microsoft.com/en-us/powerapps/maker/portals/portal-templates>

NEW QUESTION: 126

□□□□□ □□ □□ □□□ □□□ Microsoft Excel □□ □□□ □□□□. □□□□□ OneDrive □ □□□ □□□□□.

□ □□□□ □□ □□□ □□□□□ □ □□ □□□ □□ □□□□ □□□.

□□□ □□□□ □□□?

- A. □□□□□ □ □□ □□
- B. Common Data Service□ □□□ □□ □□
- C. Power Apps □□□
- D. Excel□□ □□□ □□□ □□ □□

Answer: A ([LEAVE A REPLY](#))

Reference:

<https://docs.microsoft.com/en-us/powerapps/maker/canvas-apps/add-data-connection>

NEW QUESTION: 127

□□□ □□□□ □□ □□ □□□ □□□□ □□□□ □□ □□□ □□ □□□ □□□□. □□ □□ □□ □□□□ □ □□□ □□□ □□□□□□ □□□□□. □□ □□□□ □□ □□□ □ □□ □□□□ □□ □□□□ □□□□ □□□. □□□□ □□□□ □□□ □ □□□ □□□□ □□□□ □□□. □ □□□ □□□□ □□□?

- A. □□□ □□
- B. □□□ □□□□□
- C. □□□
- D. □□□□□□□ □□□□□
- E. □□ □□□□□

Answer: B ([LEAVE A REPLY](#))

Requirement	Application
Automatically import data from a Microsoft Excel spreadsheet once a day.	<input type="text"/> <ul style="list-style-type: none"> Custom Connector Azure Data Lake Power Automate Power BI
Provide a chatbot that can assist customers who need support.	<input type="text"/> <ul style="list-style-type: none"> Power Virtual Agent Power Automate

Answer:

Requirement	Application
Automatically import data from a Microsoft Excel spreadsheet once a day.	<input type="text"/> <ul style="list-style-type: none"> Custom Connector Azure Data Lake Power Automate Power BI
Provide a chatbot that can assist customers who need support.	<input type="text"/> <ul style="list-style-type: none"> Power Virtual Agent Power Automate

Reference:

<https://docs.microsoft.com/en-us/power-virtual-agents/fundamentals-what-is-power-virtual-agents>
 A 10-step Guide to Excel Automation using Power Automate Desktop | by Utkarsh Shahdeo | Medium

NEW QUESTION: 130

A company is planning to integrate its Microsoft Dynamics 365 Sales data with its Microsoft Power Platform. The company wants to ensure that the data is synchronized and up-to-date. Which of the following options are the best choices for this requirement?

Options:

- A. Common Data Service
- B. Power BI
- C. Power Automate
- D. AI Builder

Answer: A,C (LEAVE A REPLY)

□□: □□□ □□□ □□ 1□□ □□□ □□□□.

Operations

- Trigger
- Action
- Business process flow
- Business rule

Answer Area

Action

- Import into Microsoft Dataverse.
- Synchronize data to ERP system.

Operation

-
-



Answer:

Operations

- Trigger
- Action
- Business process flow
- Business rule

Answer Area

Action

- Import into Microsoft Dataverse.
- Synchronize data to ERP system.

Operation

- Trigger
- Business process flow




NEW QUESTION: 135

□□□□ Power BI □□□□ □□□□ □□□□ □□□□ □□□□ □□□□.

□□ □□□ □□ □□□ □□□ □□ □□□□□□. □□□ □□□ □□□□ □□□□□□.


□□: □□□ □□□ 1□□ □□□ □□□□.

Statement	Yes	No
You can display data aggregates and raw data in a Power BI report.	<input type="radio"/>	<input type="radio"/>
You can display related data from Dynamics 365 Customer Engagement and Excel in the same Power BI report.	<input type="radio"/>	<input type="radio"/>
You create a Power App to supply data for a Power BI report. You can modify the data directly in the report.	<input type="radio"/>	<input type="radio"/>



Answer:

Statement	Yes	No
You can display data aggregates and raw data in a Power BI report.	<input checked="" type="radio"/>	<input type="radio"/>
You can display related data from Dynamics 365 Customer Engagement and Excel in the same Power BI report.	<input type="radio"/>	<input checked="" type="radio"/>
You create a Power App to supply data for a Power BI report. You can modify the data directly in the report.	<input checked="" type="radio"/>	<input type="radio"/>



Reference:

- <https://docs.microsoft.com/en-us/power-bi/desktop-aggregations>
- <https://docs.microsoft.com/en-us/power-platform/admin/use-power-bi>
- <https://powerapps.microsoft.com/sv-se/blog/powerbi-powerapps-visual/>

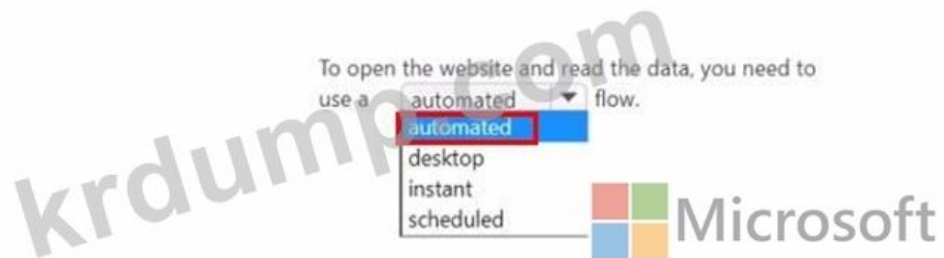
NEW QUESTION: 136

Which of the following is a type of Power Automate flow?
A. Desktop
B. Instant
C. Scheduled
D. Automated



Answer:

Types of Power Automates



PL-900-KR questions and answers are available on DumpTop. Visit <https://www.dump.com/Microsoft/PL-900-KR-dump.html> (375 Q&As Dumps, **30%OFF** Special Discount: **KrDump**)

NEW QUESTION: 137

Which of the following are types of Power Automate flows?
A. Desktop
B. Instant
C. Scheduled
D. Automated

Answer: A,D (LEAVE A REPLY)

Microsoft Power Platform Power Automate Premium connector capabilities.

Users require a Power Apps or Power Automate licensing plan to create solutions that use premium connectors.

Premium connectors must be created before they can be used in a solution.

Premium connectors can be used in both canvas apps and Power Automate cloud flows.

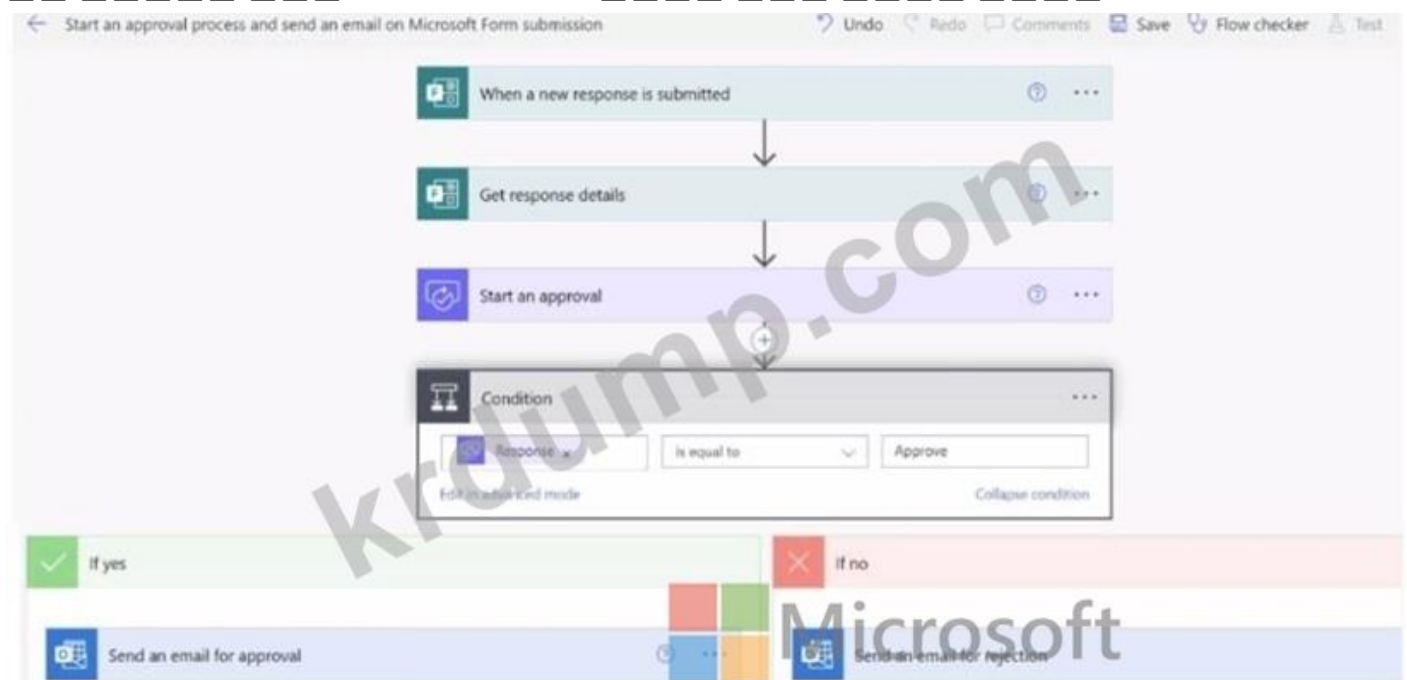
Statement	Yes	No
Users require a Power Apps or Power Automate licensing plan to create solutions that use premium connectors.	<input type="radio"/>	<input type="radio"/>
Premium connectors must be created before they can be used in a solution.	<input type="radio"/>	<input type="radio"/>
Premium connectors can be used in both canvas apps and Power Automate cloud flows.	<input type="radio"/>	<input type="radio"/>

Answer:

Statement	Yes	No
Users require a Power Apps or Power Automate licensing plan to create solutions that use premium connectors.	<input checked="" type="radio"/>	<input type="radio"/>
Premium connectors must be created before they can be used in a solution.	<input type="radio"/>	<input checked="" type="radio"/>
Premium connectors can be used in both canvas apps and Power Automate cloud flows.	<input checked="" type="radio"/>	<input type="radio"/>

NEW QUESTION: 141

Power Automate flow configuration for approval process.



Flow configuration details: When a new response is submitted, Get response details, Start an approval, Condition (Response is equal to Approve), Send an email for approval (If yes), Send an email for rejection (If no).

□□□□: □□ □□□ 1□□□□.

Answer Area

Step analysis

Which step is a trigger?

Which step uses the same connector as Get response details?

Result

Get response details

Start an approval

Send an email for approval

When a new response is submitted

Send an email for approval

Start an approval

Send an email for approval

When a new response is submitted

Answer:

Microsoft

Step analysis

Which step is a trigger?

Which step uses the same connector as Get response details?

Result

Get response details

Start an approval

Send an email for approval

When a new response is submitted

Send an email for approval

Start an approval

Send an email for approval

When a new response is submitted

NEW QUESTION: 142

□□□ □□ Power Virtual Agents □□□ □□□ □□□□.

□ □□□□□ □□ □□ □□ □□□□ □□□□ □□□□ □□□ □□□ □□□□□□.

□□: □ □□□ □□□ 1□□ □□□ □□□□.

Answer Area

Scenario	Component type
The chatbot needs to capture of the user id for authentication.	Topic Entity Action
A customer asks a question that needs to be handed off to a live Customer Support representative.	Topic Entity Action

Answer:

Answer Area

Scenario

Component type

The chatbot needs to capture of the user id for authentication.

Topic

Entity

Action

A customer asks a question that needs to be handed off to a live Customer Support representative.

Topic

Entity

Action

Reference:

<https://docs.microsoft.com/en-us/power-virtual-agents/fundamentals-what-is-power-virtual-agents>
<https://www.c-sharpcorner.com/article/get-started-with-bot-development-with-microsoft-power-virtual-agent-step-by-st/>

NEW QUESTION: 143

Which tool should you use to build a mobile app for field technicians to capture the location and the image of defective products? Which tool should you use to build a mobile app for sales representatives to see different views and dashboards in the sales app?



Answer:

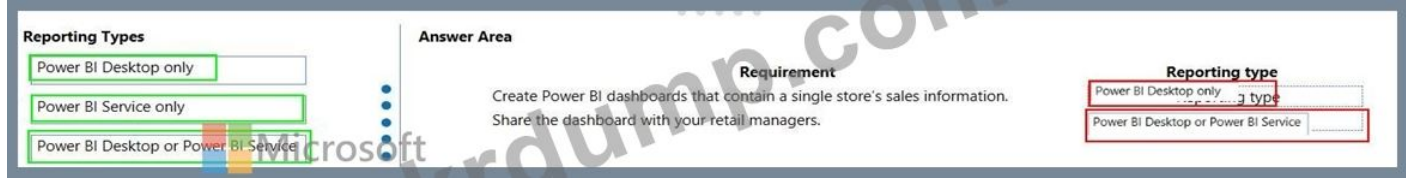


NEW QUESTION: 144

You are building a Power BI dashboard for a retail store. The dashboard will contain a single store's sales information. You need to share the dashboard with your retail managers. Which reporting type should you use?



Answer:



Reference:

<https://docs.microsoft.com/en-us/power-bi/fundamentals/desktop-getting-started>

NEW QUESTION: 145

_____ IT _____, IT _____
_____, _____, _____
_____.

_____.

_____?

_____.

Scenario

Application

Build automatic workflows that access multiple data sources.

	▼
AI Builder	
Power Apps	
Microsoft Flow	
Azure Functions	
Power BI	

Create custom apps that address specific business needs.

	▼
AI Builder	
Power Apps	
Microsoft Flow	
Azure Functions	
Power BI	

Design insightful data visualizations.

	▼
AI Builder	
Power Apps	
Microsoft Flow	
Azure Functions	
Power BI	



Answer:

Scenario

Application

Build automatic workflows that access multiple data sources.

	▼
AI Builder	
Power Apps	
Microsoft Flow	
Azure Functions	
Power BI	

Create custom apps that address specific business needs.

	▼
AI Builder	
Power Apps	
Microsoft Flow	
Azure Functions	
Power BI	

Design insightful data visualizations.

	▼
AI Builder	
Power Apps	
Microsoft Flow	
Azure Functions	
Power BI	



Reference:

<https://docs.microsoft.com/en-us/powerapps/powerapps-overview>

NEW QUESTION: 146

□□□□ Dynamics 365 Sales □ □□□□□. □□□ Sales Hub □□ □□□□ □□ □□ □□□□ □.

□□□□ □□□ □□□□ □□□□ □□□□ □ □□□ □□□□ □□□.

□□□□ □□ □□ □□□□ □□□□?

- A. Dynamics 365 □□ □□
- B. Dynamics 365 □□
- C. Dynamics 365 □□□□ □□□
- D. □□□□ Dynamics 365

Answer: D (LEAVE A REPLY)

Use the Dynamics 365 for phones and Dynamics 365 for tablets apps for your sales, customer service, field service, and other tasks when you're on the go. With one download from your app store, you'll automatically have access to all the apps you need for your role. You will see apps with the new Unified Interface on your mobile device.

Reference:

<https://docs.microsoft.com/en-us/dynamics365/mobile-app/dynamics-365-phones-tablets-users-guide>

NEW QUESTION: 147

Power BI .

. .

: 1.

Pinning process in Power BI service

Statement	Yes	No
You must create your dashboard before pinning a visual.	<input type="radio"/>	<input type="radio"/>
Dashboards are created inside workspaces.	<input type="radio"/>	<input type="radio"/>
You can choose to pin an entire report page to your dashboard.	<input type="radio"/>	<input type="radio"/>

Answer:

Pinning process in Power BI service

Statement	Yes	No
You must create your dashboard before pinning a visual.	<input checked="" type="radio"/>	<input type="radio"/>
Dashboards are created inside workspaces.	<input checked="" type="radio"/>	<input type="radio"/>
You can choose to pin an entire report page to your dashboard.	<input checked="" type="radio"/>	<input type="radio"/>

NEW QUESTION: 148

Microsoft 365 Dynamics 365 Sales .

Power Platform .

? .

: 1 .

A. Power Automate Microsoft 365 Dynamics 365 Sales

B. Power Apps .

C. Dynamics 365 Sales .

D. .

Answer: A,B (LEAVE A REPLY)

NEW QUESTION: 149

Power Virtual Agents Power Apps .

.

?


A.

B. AI

C.

D.

Answer: (SHOW ANSWER)

Requirement	Action
 Allow users to initiate the chatbot by typing the phrase Help me Meeting Guru .	<div style="border: 1px solid gray; padding: 2px;"> <input type="text"/> <ul style="list-style-type: none"> Call a fallback topic. Call an action. Create a question node. Create a trigger phrase. </div>
Provide meeting room capacity options of 1-4 people and 5-10 people.	<div style="border: 1px solid gray; padding: 2px;"> <input type="text"/> <ul style="list-style-type: none"> Call an action. Call a fallback topic. Create a condition. Create a question node. </div>
End the chatbot session when the user attempts to schedule meeting room for more than 10 people.	<div style="border: 1px solid gray; padding: 2px;"> <input type="text"/> <ul style="list-style-type: none"> Add a condition. Call an action. Configure a fallback topic. Create a trigger phrase. </div>

Answer:

Requirement	Action
Allow users to initiate the chatbot by typing the phrase Help me Meeting Guru .	<div style="border: 1px solid gray; padding: 2px;"> <input type="text"/> <ul style="list-style-type: none"> Call a fallback topic. Call an action. Create a question node. <li style="border: 2px solid red;">Create a trigger phrase. </div>
Provide meeting room capacity options of 1-4 people and 5-10 people.	<div style="border: 1px solid gray; padding: 2px;"> <input type="text"/> <ul style="list-style-type: none"> Call an action. Call a fallback topic. Create a condition. <li style="border: 2px solid red;">Create a question node. </div>
End the chatbot session when the user attempts to schedule meeting room for more than 10 people.	<div style="border: 1px solid gray; padding: 2px;"> <input type="text"/> <ul style="list-style-type: none"> Add a condition. Call an action. <li style="border: 2px solid red;">Configure a fallback topic. Create a trigger phrase. </div>

Reference:

<https://docs.microsoft.com/en-us/power-virtual-agents/authoring-create-edit-topics>

NEW QUESTION: 157

Microsoft Power Microsoft Business Applications
Power Microsoft ?
.

: 1 .

- A.
- B. Azure
- C.
- D. Azure
- E. BI

Answer: (SHOW ANSWER)

The Power Platform uses PowerApps, Power BI, and Power Automate (previously named Flow) to customize, extend, and build all the apps you need for your business and unlock the potential of Office 365 and Dynamics 365.

Reference:

<https://docs.microsoft.com/en-us/learn/powerplatform/>

NEW QUESTION: 158

Microsoft 365, SharePoint Online Dynamics 365 Sales .

.

* Microsoft SQL Server .

* .

* .

? .

: 1 .

- A.
- B.
- C.
- D. Microsoft
- E. BI

Answer: C,D (LEAVE A REPLY)

Reference:

<https://docs.microsoft.com/en-us/power-platform/admin/data-integrator>

<https://www.powerobjects.com/blog/2019/04/05/flow-approval-process/>

NEW QUESTION: 159

Microsoft Dynamics 365 Customer Service

. Microsoft SharePoinm hsr . Microsoft Power

Platform Dynamics 365 Customer Service .

.

Requirement Number	Requirement
Requirement 1	From a custom page in the Dynamics 365 interface, allow the customer service team to input a repair number, view the details of the corresponding SharePoint list item, and add notes for the repair team.
Requirement 2	Create a report that visualizes real-time customer service information that the repair team can access online and use to create dashboards.
Requirement 3	Automatically send a Microsoft Teams message to a customer service agent and an email to the customer when a repair team member completes a repair.

□□ □□□ □□□□□ □□□ □□□ □□□□ □□□.

□□ □□□ □□□□ □□□? □□□□□ □□□ □□□ □□□ □□□□□ □□□□□□□□. □

□□□ □ □□ □□□ □ □ □□ □□□ □ □□□□. □ □□□ □□ □□□ □□□ □□□□ □

□□ □□□□□ □ □ □□□□. □□: □ □□□ □□□ 1□□ □□□ □□□□□.

Technologies	Scenario	Technology
Microsoft Power BI	Requirement 1	
Canvas app	Requirement 2	
Microsoft Power Automate	Requirement 3	
Microsoft Power Virtual Agents chatbot		

Answer:

technologies	Scenario	Technology
Microsoft Power BI	Requirement 1	Microsoft Power Automate
Canvas app	Requirement 2	Microsoft Power BI
Microsoft Power Automate	Requirement 3	Microsoft Power Virtual Agents chatbot
Microsoft Power Virtual Agents chatbot		

NEW QUESTION: 160

Dynamics 365 Sales □ □□□□ □□□□.

□□ □□□ □□□ □□□□ Power BI □□□□ □□□□ □□□. □□ □ □ □□ □□□□ □□

□□□ □□□ □□ □□□□ □□□.

□□□ □□ □□□?

A. □□ □□ □□□□ □□□□ □□ □□□□□□.

B. □□□□ □□□□□□.

C. □□□□ Microsoft Excel □ □□□□□□.

D. □□□ □□□□□.

Answer: A (LEAVE A REPLY)

Reference:

<https://support.microsoft.com/en-us/office/merge-columns-power-query-80ec9e1e-1eb6-4048-b500-d5d42d9f0a8d>

NEW QUESTION: 161

Dynamics 365 Sales □ Microsoft 365 □ □□ □□□□ Power Apps □□ □□□□ □□□□.

□□ □ □□□ □□ □□□ □□□ □□ □□□□□□□□. □□□ □□□ □□□□ □□□□□□.

□□: □ □□□ □□□ 1□□ □□□ □□□□□.

Statement	Yes	No
Dynamics 365 Sales and Microsoft 365 must be in the same tenant to allow Single Sign-On (SSO).	<input type="radio"/>	<input type="radio"/>
You must download a product from AppSource to ensure that SSO works with Dynamics 365 Sales and Microsoft 365.	<input type="radio"/>	<input type="radio"/>

Answer:

Statement	Yes	No
Dynamics 365 Sales and Microsoft 365 must be in the same tenant to allow Single Sign-On (SSO).	<input type="radio"/>	<input checked="" type="radio"/>
You must download a product from AppSource to ensure that SSO works with Dynamics 365 Sales and Microsoft 365.	<input type="radio"/>	<input checked="" type="radio"/>

Reference:

<https://docs.microsoft.com/en-us/azure/active-directory/manage-apps/isv-ssso-content>

NEW QUESTION: 162

□□□□ □□ □□ □□ □□□□ □□□□.
 □□ □□□ □□□ □□□ □□□□ □□□.
 □□ □□ □□ □□□ □□□□ □□□? □□□□□ □□□ □□ □□ □□□ □□□ □□□ □□ □□
 □□□□□. □ □□ □□ □□□ □ □, □ □ □□ □□□□□ □□ □□□□ □□ □ □□□□.
 □□□□ □□□ □ □□□ □□ □□□ □□□ □□□□□ □ □ □□□□.
 □□: □ □□□ □□□ 1□□ □□□ □□□□.

Component categories	Answer Area	Component category
UI	Object	<input type="text"/>
Data	Relationship	<input type="text"/>
Logic	Form	<input type="text"/>
Visualization	Business rule	<input type="text"/>
	View	<input type="text"/>

Answer:

□□: □□□ □□□ □□□ □□□ □□□□.



Answer:



NEW QUESTION: 165

□□ □□ □□□ Dynamics 365 Sales□ □□□□□.

□□ □□ □□ □ □□ □□□ □□□□ □□□ □□ □□□□□. □□□ □□ □□□ □□□ □□

□□ □□ □□ □□, □□ □□ □ □□ □□□ □□□ □ □□ □□□□ □□□ □□□□.

□□□ □□□ □□□ □□□□ □□□□ □□□□ □□□□ □□□□.

□□□ □□□□ □□□□?

- A. □□ □□□ □□□
- B. □□□□□□□ □□□
- C. AI □□
- D. □□□ □
- E. □□ BI

Answer: ([SHOW ANSWER](#))

Reference:

<https://powerapps.microsoft.com/en-us/build-powerapps/>

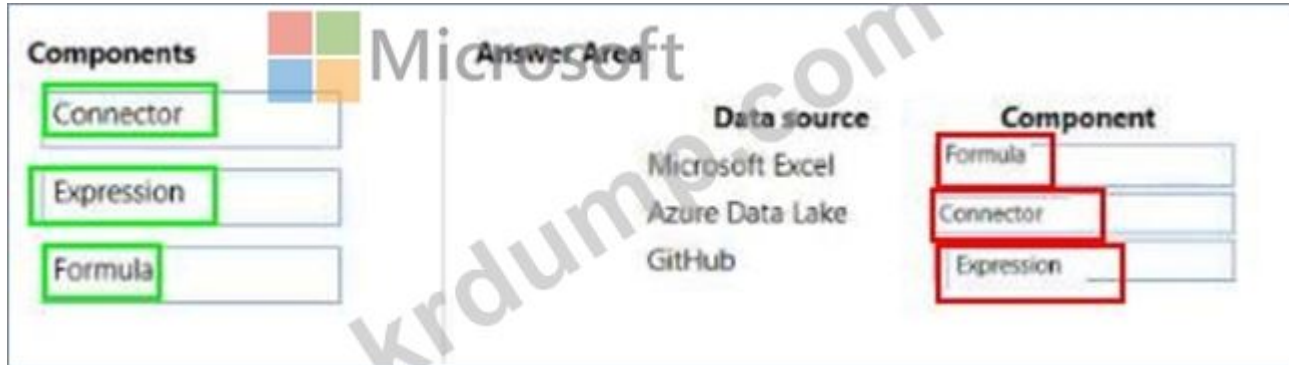
NEW QUESTION: 166

□□ □ □□□ □□ □□□ □□□ □□ □□□□□□. □□□ □□□ □□□□ □□□□□□.

□□: □ □□□ □□□ 1□□ □□□ □□□□.



Answer:



Reference:

<https://docs.microsoft.com/en-us/learn/modules/pad-excel-automation/3-reading-excel-document>

<https://docs.microsoft.com/en-us/connectors/azuredatalake/>

NEW QUESTION: 168

□□□□ Power Apps □ □□□□□.
 □□□ □□ □□□ □□□□ □□□.
 □□ □□ □□□ □□□□ □□□? □□□□□ □□□ □□ □□□ □□□ □□ □□□□ □□□
 □□□. □ □□ □□□ □ □, □ □ □□ □□□□□ □□ □□□□ □□ □ □□□□. □□□□
 □□□ □ □□□ □□ □□□ □□□ □□□□□ □ □ □□□□.
 □□: □ □□□ □□□ 1□□ □□□ □□□□.



Answer:

Admin centers

- Azure Active Directory
- Dynamics 365 Admin center
- Power Apps Admin center
- Power BI Admin portal

Answer Area

Requirement
Create user accounts for Power Apps.

Assign the Environment Maker role to a user.

Admin center

- Azure Active Directory ter
- Power Apps Admin center



Reference:

- <https://docs.microsoft.com/en-us/power-platform/admin/environments-administration>
- <https://docs.microsoft.com/en-us/dynamics365/marketing/dynamics-365-admin-center>
- <https://powerapps.microsoft.com/sv-se/blog/introducing-admin-center-for-powerapps/>

PL-900-KR ☐☐ ☐☐☐ ☐☐☐☐☐ ☐☐ DumpTop ☐☐ ☐☐☐☐ ☐☐☐ PL-900-KR ☐☐!
 DumpTop ☐ ☐☐ **PL-900-KR** ☐☐ ☐☐☐ ☐☐☐☐☐☐, DumpTop PL-900-KR ☐☐ ☐☐☐
 ☐☐☐☐☐☐☐☐☐ ☐☐☐ ☐☐☐☐☐☐☐☐. ☐☐☐☐☐ ☐☐☐☐☐ ☐☐☐☐☐ ☐☐ DumpTop PL-900-
 KR ☐☐☐ ☐☐☐☐☐. <https://www.dumptop.com/Microsoft/PL-900-KR-dump.html> (375 Q&As
 Dumps, **30%OFF** Special Discount: **KrDump**)