Microsoft.PL-900-KR.v2024-01-24.q133

□□□□:	PL-900-KR
□□□□:	Microsoft Power Platform Fundamentals (PL-900 Korean Version)
□□□:	Microsoft
□□ □□ □□□:	133
□□:	v2024-01-24
# □□ □:	1029
# □□ □□□:	1330
https://www.krdump.com/Microsoft.PL-900-KR.v2024-01-24.q133.html	

NEW QUESTION: 1
□□□□ Microsoft Power Platform□ □□□□ □□ □□□□ □□□□□□□.
□□□ □□□ □□□□□ □□□□ □□ □□□□ □□□□ □□ Power Automate □□□□ □□□ □□□□.
□□ □□□ □□□□ □□ □□ □□□ □□□□□ □□□□ □□□□ □□□.
□□□□ □□□ □ □□ □ □□□□ □□□□□? □□□ □□□ □□□□ □□□□□.
□□: □ □□□ □□□ 1□□ □□□ □□□□.
A. □□ □□□□□□ □□□□
B. Azure Communication Services □□
C. □ □□
D. □□+□□ □□
E. □□□ Azure Cognitive Service
Answer: C,E (LEAVE A REPLY)

NEW QUESTION: 2
Data□□ □□□□□ □□□ □□□□ □□□ □□ □□□□.
□. □□ □□□ □□□ □□□□□□□ □□□□□. □□ □□□ □□□□□□ □□□ □□□ □□□ □□□□□.
□□□□ □□□□ □□□ □□□□ □□□.
□□ □□□□ □□□□ □□□?
A. □□ □□
B. □□□
C. □□□
D. □□
Answer: (SHOW ANSWER)

NEW QUESTION: 3
□□□□ □□ □□ □□(FAQ) □□□□ □□□□ □□ □□□ □□□ □□□□. □□ □□□ □□□□ □□□ □□□ □□ □□□ □□□ □□ □□□□□ □□ □□□ □□□□ □□□□ □□□. □□□□ □ □□ □□ □□□□ □□ □□□□□ □ □ □□□ □□□.

□□□ □□□□□ □□□.
□□□ □□ □□□?
A. □□□ □□□□ □□ □□□□□ □□□□□□.
B. □□ □□□□□ □□□□ □□ □□□
C. □□ □□□ □□ □□□ □□□.
D. □□□ □□□□ □□ □□□□ □□□
Answer: B (LEAVE A REPLY)
Test and maintain chatbots through an incredibly easy-to-use graphical interface. Recognize and act on dozens of common entities in the user's conversation such as colors, currencies, ages, dates and times, or create your own, and store user information in variables and use them to branch or create complex conversations.

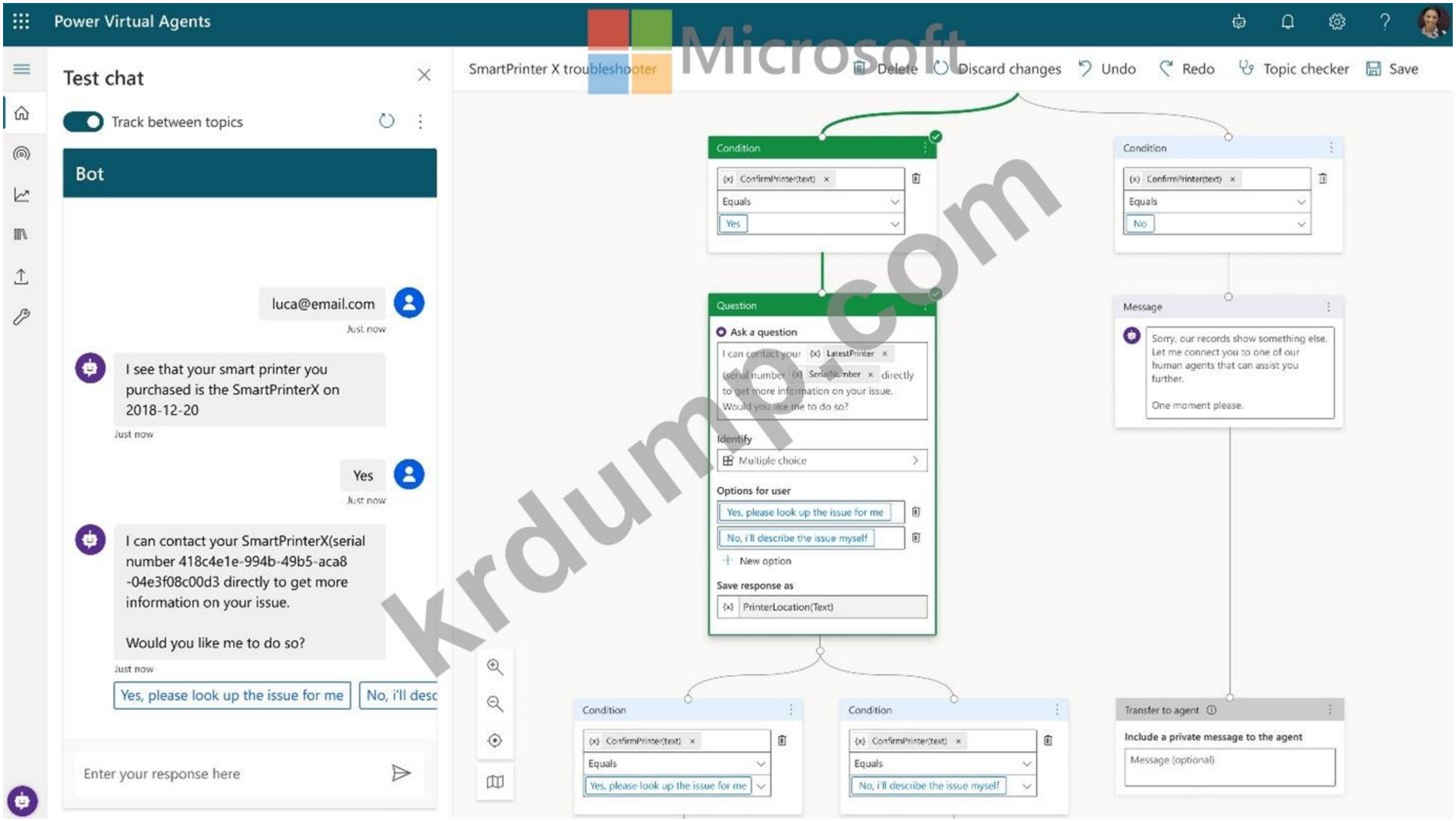

Microsoft
krdump.com

NEW QUESTION: 4

□□□□□ Microsoft 365, SharePoint Online □ Dynamics 365 Sales□ □□□□□.

□□ □□ □□□ □□□□ □□□□ □□□□□ □□□ □□□□ □□□.

* □□ □□ Microsoft SQL Server □□□□□□ □□□□ □□□□□□.

* □□ □□ □□□□ □□□□ □□□□ □□□□.

* □□□ □□ □□□ □□□ □□ □□□□ □□□ □□□ □□□.
□□ □ □□ □□ □□ □□□ □□□□ □□□? □□□ □□□ □□□□ □□ □□□ □□□□□. □□: □□□ □□□ □□ 1□□ □□□ □□□□.

A. □□ □□□
B. □□□□□□□ □□
C. □□ BI
D. □□□□□□□ □□
E. □□ □□□ □□□
Answer: B,C (LEAVE A REPLY)

NEW QUESTION: 5
Power BI □□□□□ □□□□.
□ □□□ □□ □□□ □□□□□□. □□□□□ □□ □□□ □□□□ □□□ □□ □□□□ □□□ □□□ □□□□□□□. □ □□□ □ □, □□ □ □□□□□ □□ □□□□ □□ □ □□□□.
□□: □□□ □□□ □□□ 1□□ □□□ □□□□.

Answer:

NEW QUESTION: 6
□□□□ Power BI□ □□□□ □□□□ □□□□ □□□□ □□□□ □□□□□.
□□ □ □□□ □□ □□□ □□□ □□ □□□□□□. □□□ □□□ □□□□ □□□□□.
□□: □ □□□ □□□ 1□□ □□□ □□□□.

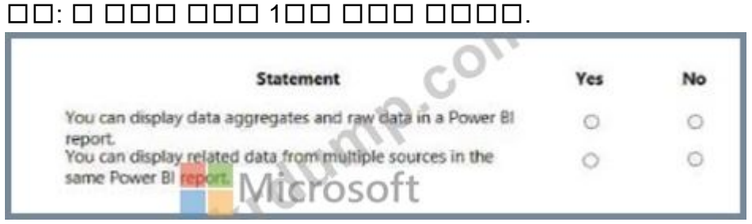

Answer:

Statement	Yes	No
You can display data aggregates and raw data in a Power BI report.	○	○
You can display related data from multiple sources in the same Power BI report.	○	○

NEW QUESTION: 7

Power BI □□□□ □□□□.

□□ □ □□□ □□ □□□ □□□ □□ □□□□□□. □□□ □□□ □□□□ □□□□□.

□□: □ □□□ □□□ 1□□ □□□ □□□□.

Statement	Yes	No
You can export data from a visualization in a Power BI report.	○	○
You can show the data behind a visual report on your screen without exporting the data.	○	○
You must export data to view supporting data for a KPI.	○	○

Answer:

Statement	Yes	No
You can export data from a visualization in a Power BI report.	○	○
You can show the data behind a visual report on your screen without exporting the data.	○	○
You must export data to view supporting data for a KPI.	○	○

Reference:

https://docs.microsoft.com/en-us/power-bi/visuals/power-bi-visualization-export-data

https://docs.microsoft.com/en-us/power-bi/visuals/power-bi-visualization-kpi

NEW QUESTION: 8

□□□ □□ □ □□□□ □□□□ □□ □□ □□□ □□□□ □□□□□. □□□ □□□□□ □□□ □□□ □□□ □□ □□□□ □□□ □□ □□□□ □□□ □□ □ □□ □□□ □□ □□□□ □□□□□ □□□.

□□□ □□□ □□ □□□ □□□□ □□□.

□□ □□□ □□□ □□□□ □□□? □□□□□ □□ □□□□ □□ □□□ □□ □□□□ □□□□ □□□ □□□ □□□□□□.

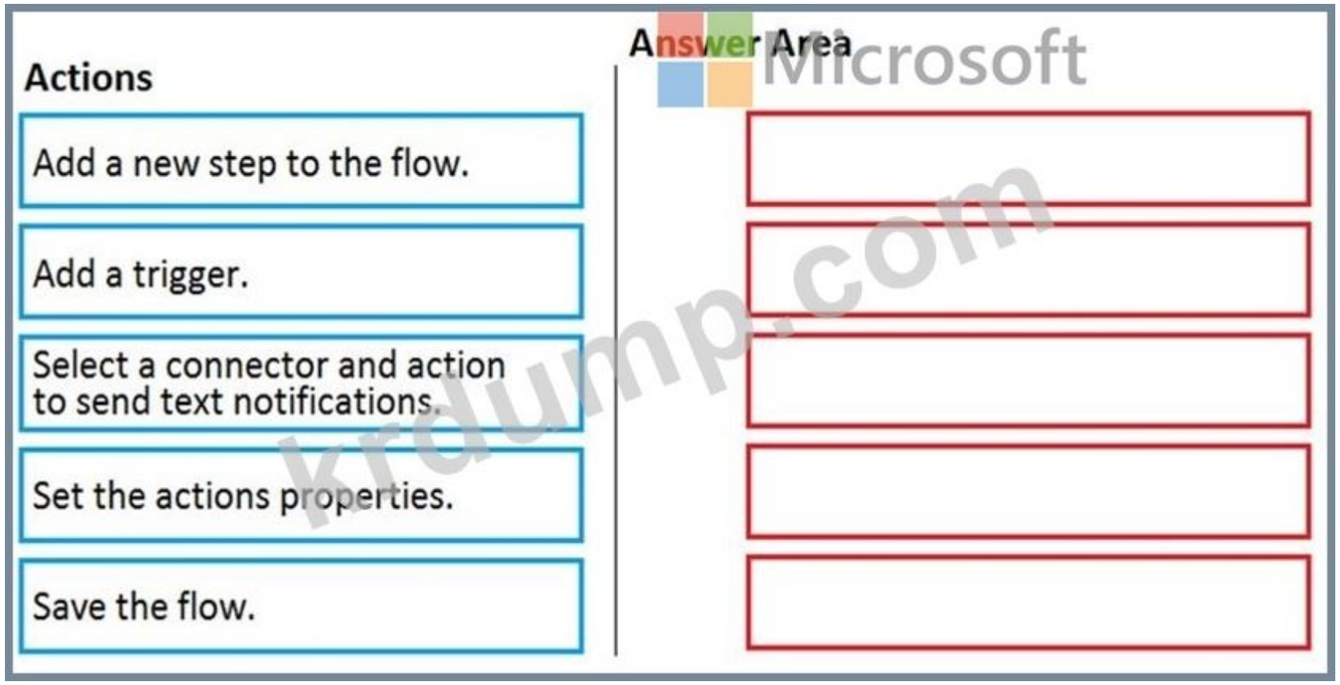

Answer:

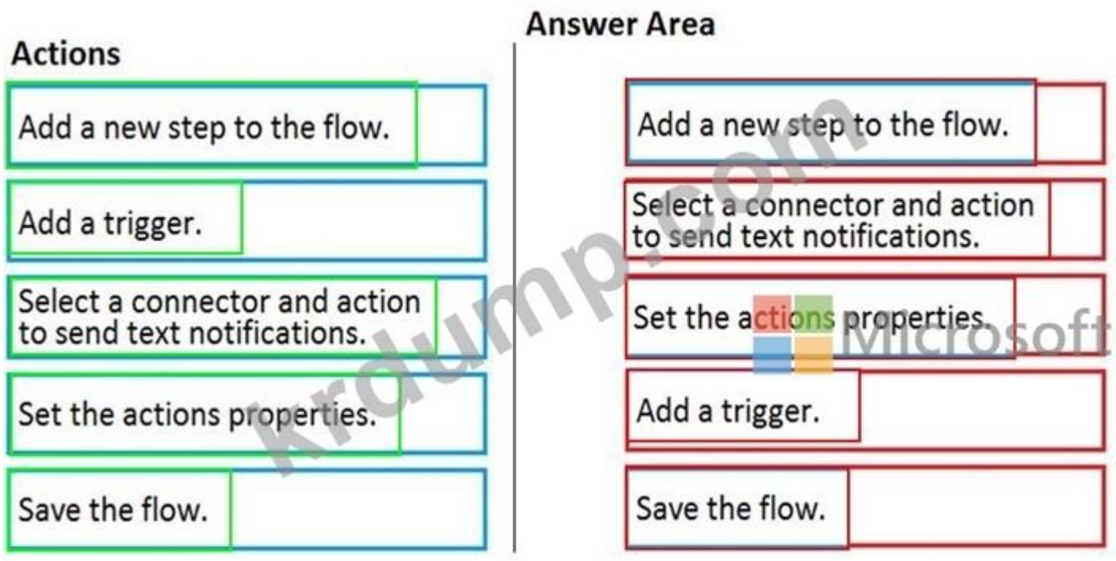

Reference:
https://docs.microsoft.com/en-us/power-automate/button-flow-with-user-input-tokens#main

NEW QUESTION: 9

Power Automate □□□ □□□ □□□□.

□□□ □□ □□□ □□□ □□□□ Microsoft SharePoint □□□ □ □□□ □□□ □□ □□□□□ □□□ □□ □□ □□□□ □□□ □□ □□ □□□□ □□□ □□ □□ □□□ □□□□ □□□.

□□ □□□ □□□□□ □□□ □□ □□□ □□□□ □□□.
□□ □□ □□□ □□□□ □□□?

A. □□□
B. □□
C. □□□
D. □□

Answer: (SHOW ANSWER)

Reference:
https://docs.microsoft.com/en-us/power-automate/use-expressions-in-conditions

NEW QUESTION: 10

□□: □□ □ □□□ □□ □□□ □□□ □□ □□□□□□. □□□ □□□ □□□□ □□□□□.
□□: □ □□□ □□□ 1□□ □□□ □□□□.

Answer Area

Statements	Yes	No
You can connect to external resources with Power BI Desktop but not with the Power BI service.	○	○
You can build and edit Power BI reports by using Power BI Desktop or the Power BI service.	○	○
The only way to distribute a Power BI Desktop report is by sending the PBIX file to others.	○	○

Answer:

Answer Area

Statements	Yes	No
You can connect to external resources with Power BI Desktop but not with the Power BI service.	☒	○
You can build and edit Power BI reports by using Power BI Desktop or the Power BI service.	☒	○
The only way to distribute a Power BI Desktop report is by sending the PBIX file to others.	○	☒

NEW QUESTION: 11

□□: □□ □ □□□ □□ □□□ □□□ □□ □□□□□□. □□□ □□□ □□□□ □□□□□.
□□: □ □□□ □□□ 1□□ □□□ □□□□.

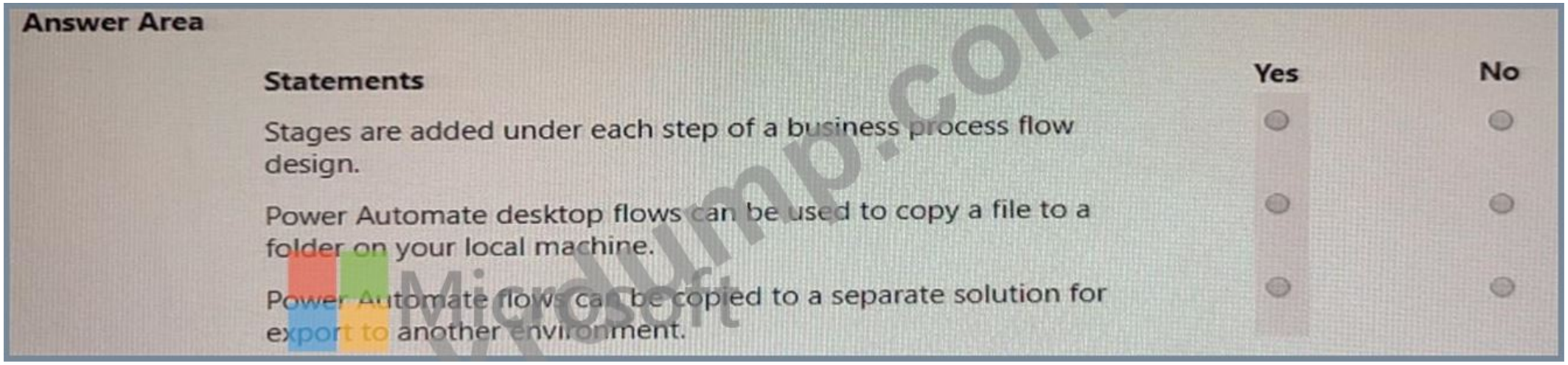

Answer:



NEW QUESTION: 12

Microsoft Teams□□ □□□ Power Virtual Agents □□□ □□□□. □□□ □□□□□ □□□□.
□□□□ □□ □□□ □□□□□.
□□□ □□ □□ □□□ □□□□□ □□□□ □□□□.
□□□□ □□□□□ □□□ □□□□ □□□ □□□□□ □□□ □□□ □□□ □□□□ □□□. □□□ □□□□□ □□ □□□ □□ □□□□.
□□□ □□□□ □□ □□□□ □ □□□ □□□□ □□□.
□□□ □□ □□□? □□□□□ □□ □□□□ □□□ □□□ □□□□□□.
□□: □ □□□ □□□ 1□□ □□□ □□□□.

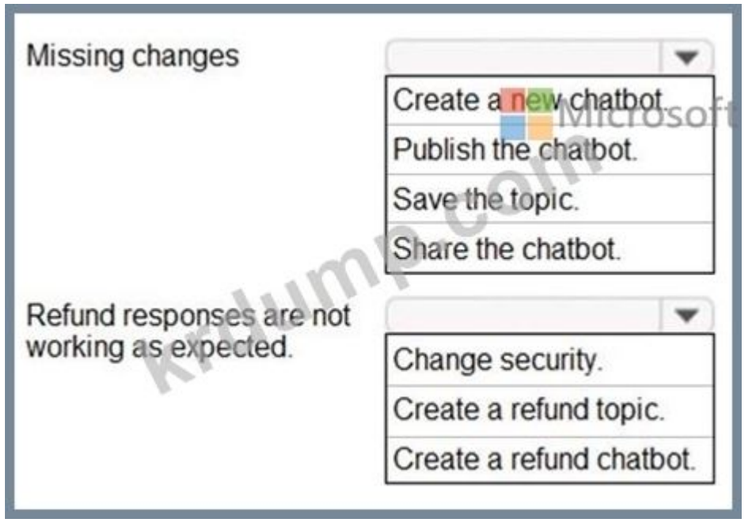

Answer:

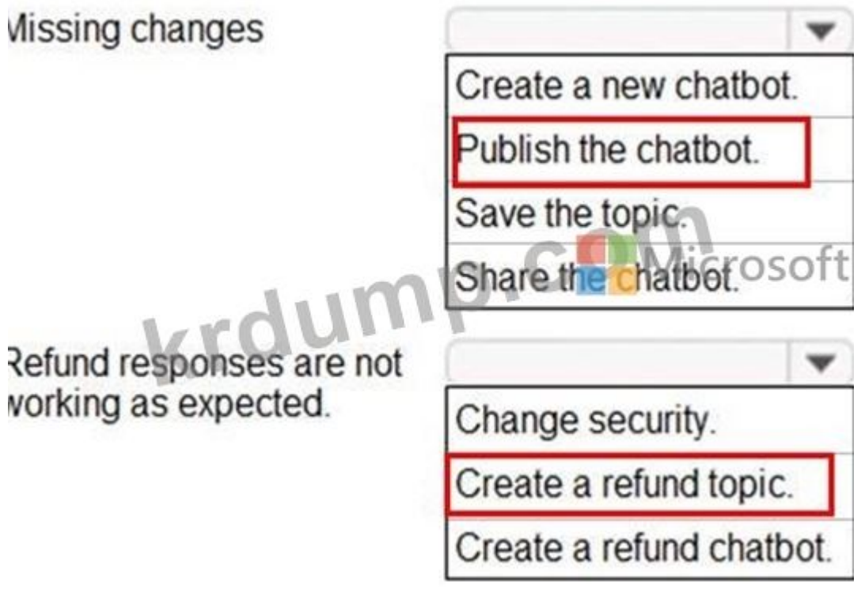

Reference:
https://docs.microsoft.com/en-us/power-virtual-agents/publication-fundamentals-publish-channels

NEW QUESTION: 13
□□□ Power Virtual Agents □□□ □□□□.
□□□□ □□□ □□□ □□ □□ □□□□□.
□□□ □□□□□ □□□□ □□ □□□ □□□ □□□□ □□□.
□□ □□□□ □□ □□□?
A. □□ □□
B. □□ □□□ □□ □□
C. □□□□□□ □□ □□

D. □□ □□ □□□

Answer: B (LEAVE A REPLY)

Reference:

https://docs.microsoft.com/en-us/power-virtual-agents/teams/analytics-csat-teams

NEW QUESTION: 14

□□□□ AI Builder□ □□□ □ □□ □□□ □□□□ □□□□.

AI Builder□ □□□ □ □□ □ □□ □□□□□ □□□□□? □ □□□ □□□ □□□ □□□□ □□□□□.

□□: □ □□□ □□□ 1□□ □□□ □□□□.

A. □□□□ □□□ □□ □□□□□ □□□□ □□□□.

B. □□ □□□□□□□□□ □□□□ □□□□□□.

C. □□ □□□ □□□□ □□□□ □□□□ □□ □□□□ □□□□ □□□□□ □□□□□.

D. □□□□ □□□□ □□□□ □□ □□□ □□□□□.

Answer: (SHOW ANSWER)

Reference:

https://powerapps.microsoft.com/en-us/blog/introducing-ai-builder-for-powerplatform/

NEW QUESTION: 15

Power BI□□ □□□ □□□ □□□ □□□□.

□□ □□□□ □□□□ □□ □□, □□ □□ □ □□□ □□□ □□□□.

□□□ □□ □□□□□ □□□ □□□□ □□□.

□□□ □□□ □ □□ □ □□□ □□□□□? □ □□□ □□□ □□□□ □□□□□.

□□: □ □□□ □□□ 1□□ □□□ □□□□.

A. Power BI □□□

B. Power BI □□□

C. Power BI □□□□

D. Power BI □□□□

Answer: B,D (LEAVE A REPLY)

Reference:

https://docs.microsoft.com/en-us/power-bi/visuals/power-bi-visualization-types-for-reports-and-q-and-a

NEW QUESTION: 16

□□□ □□□□ □□ □□ □□□ □□□□ □□□□ □□ □□□ □□ □□□ □□□□. □□ □□□ □□ □□□□ □ □□□ □□□ □□□□□□ □□□□□. □□ □□□□ □□ □□□ □ □□ □□□ □□ □□□□ □□□□ □□□. □□□ □□□□ □□□ □ □□□ □□□□ □□□. □□ □□□ □□□□ □□□?

A. □□□ □□□□□

B. □□□□□□□ □□□□□

C. □□ □□□□□

D. □□□ □□

E. □□□

Answer: A (LEAVE A REPLY)

PL-900-KR □□ □□□ □□□□□ □□ DumpTop □□ □□□□ □□□ PL-900-KR □□! DumpTop □ □□ **PL-900-KR** □□ □□□ □□□□□□, DumpTop PL-900-KR □□ □□□ □□□□□□□□ □ □□ □□□□□□□. □□□□ □□□ □□□□ □□ DumpTop PL-900-KR □□□ □□□□□. https://www.dumptop.com/Microsoft/PL-900-KR-dump.html (**417** Q&As Dumps, **30%OFF** **Special Discount:** **KrDump**)

NEW QUESTION: 17

□□□ □□□□ □□ □□ □□□□□□ □ □□ □□□□□ □□□□□. □□□ IT □□□ □□□□ Microsoft Excel□ □□□□ □□ □□□ □□□□.
Excel □□ □□□ Dynamics 365 Field Service□ □□□ □□□ □□□ □□□□ □□ □ □□□□ □□□□ □□□.
□□□□ □□□□ □□□.
□□□ □□□□ □□□? □□□□□ □□ □□□□ □□□ □□□ □□□□□□.
□□: □ □□□ □□□ 1□□ □□□ □□□□.

Requirement	Solution
Create an approval workflow.	Dynamics 365 Workflow Notifications Microsoft Outlook Integration AI Builder Microsoft Flow
Connect to report data.	Common Data Service and Power BI Third-party from AppSource Custom Code flat file integration Dynamics 365 Field Service

krdump.com

Answer:

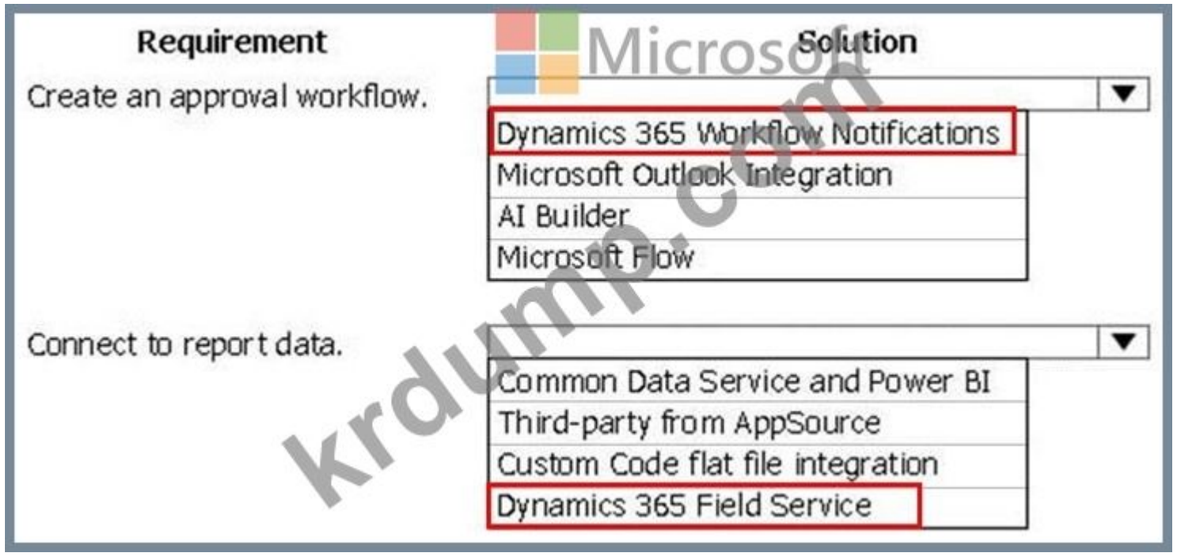

Reference:
https://docs.microsoft.com/en-us/dynamics365/fin-ops-core/fin-ops/organization-administration/tasks/users-receive-workflow-related-email-messages

NEW QUESTION: 18

□□□ □□ □□ □□ □□ □□ □□ □□□□□.

□□ □□ □□□ □□□□□ □□□ □□□ □□□□ □□□.

* □□□□ □□□□ □□□ □□□ □□□□ □□□.

* □□□ □□ □□ □ □□□ □□ □□□ □□□□ □□□.

□□□□ □□ □□□ □□□□□ □□□□ □□ □□ □□□ □□□□ □□□. □□□ □□□□ □□□?

Answer:

NEW QUESTION: 19
□□□ □□□□ □□ □□□ □□□□ Power Automate □□□ □□□□□. □□□ □□ □□□ □□□ □ □□□ □□□.
□□ □ □□ □□□ □□□ □ □□□□? □ □□□ □□□ □□□□ □□□□□. □□: □ □□□ □□□ 1□□ □□□ □□□□.
A. □□□□
B. □□
C. □□ □□□
D. □□ □□□□ □□
Answer: (SHOW ANSWER)

NEW QUESTION: 20
□ □□□□ □ □□□□ Power Pages □□□ □□□□ □□□□.
Power □□□□ □□ □□□ □□□ □□ □□□ □□□□□ □□□□ □□□.
□□ □□ □□ □□□□ □□□□□?
A. □□□ □□□ □□
B. □□□ □□□ □□□
C. iOS□ □□□ □ □□
D. □□□□ □□ □□
Answer: A (LEAVE A REPLY)

NEW QUESTION: 21
□□□ □□ AI Builder □□□ □□□□ □□ Power Automate □□□□ □□□□ □□□□□. □□□□ □□□□ □□□ □□□ □ □□□ □□□□□. □□□□ □□□□ □□□ □□□□ □ □□□ □□□□ □□□. □□□ □□ □□ □□□ □□□□ □□□?
A. □□
B. □□
C. □□
D. □□□□
Answer: C (LEAVE A REPLY)

NEW QUESTION: 22
□ □□□ □□ □□□ □□□□ □□□□ □□□□ □□□.

Power Apps □□ □□□□. □□ □ □□□ □□ □□ □ □□□ □□□□□. □□□ □□ □□ □□□ □□□□ □□□ □□□□. □□ □□ □□ □ □□ □□□ □□ □□□□□.
□□ □ □□□□ □□□□□□. □□□ □□□□ "□□□ □□□□ □□□□."□ □□□□□□. □□□ □□□□ □□□ □□□ □□□□ □□□ □□ □□□□□□.

A. □□□ □□□ □□□□.

B. □□

C. □

D. 4□

Answer: C (LEAVE A REPLY)

Restore a canvas app to a previous version in PowerApps.

1. Open powerapps.com, and then click or tap Apps in the left navigation bar.
2. Near the right edge, click or tap the info icon for the app that you want to restore.
3. Click or tap the Versions tab, and then click or tap Restore for the version that you want to restore.

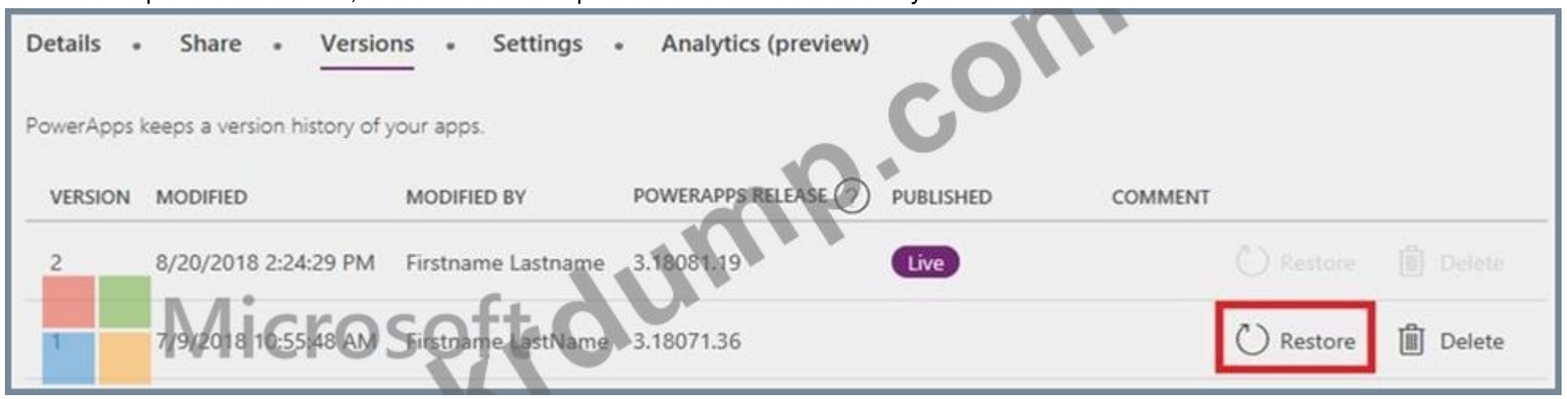

4. In the confirmation dialog box, click or tap Restore.

A new version is added to your list.

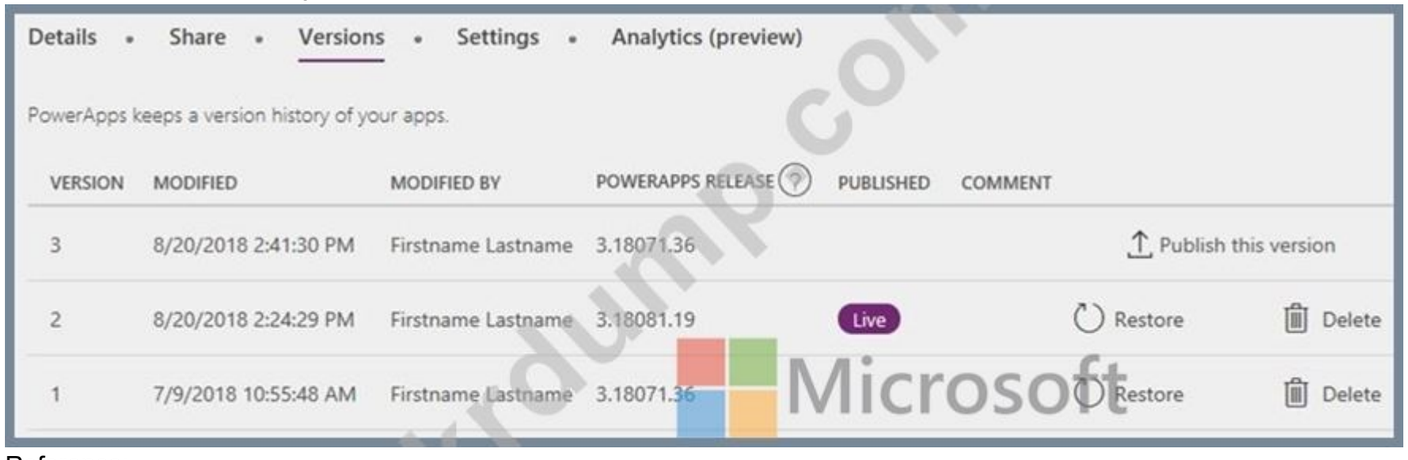

Reference:
https://docs.microsoft.com/en-us/powerapps/maker/canvas-apps/restore-an-app

NEW QUESTION: 23

□□□□ Power BI□ □□□ □□□□□.
□□: □□ □ □□□ □□ □□□ □□□ □□ □□□□□□. □□□ □□□ □□□□ □□□□□.

□□: □ □□□ □□□ 1□□ □□□ □□□□.

Answer Area

Statements	Yes	No
Power BI Report Builder is the only tool used to create reports to be published to the Power BI service.	○	○
Power BI service can include calculated columns.	○	○
Power BI Desktop can include calculated columns.	○	○

Answer:

Answer Area

Statements	Yes	No
Power BI Report Builder is the only tool used to create reports to be published to the Power BI service.	○	○
Power BI service can include calculated columns.	○	○
Power BI Desktop can include calculated columns.	○	○

NEW QUESTION: 24

□□□□ Microsoft Flow□ □□□□□.

□□ □□□ □□□ □□□ □□□ □□□□ □□□□ □□□□ □□ □□ □□□ □□□□ □□□□ □□□.

□□□□□ □□□□□ □□□ □□□□ □□□.

□□□ □□□□ □□□?

A. □□□□

B. □□ □□

C. □□□□ □□

D. □ □□

E. □□ □□

Answer: B (LEAVE A REPLY)

With Power Automate, you can manage the approval of documents or processes across several services, including SharePoint, Dynamics 365, Salesforce, OneDrive for Business, Zendesk, or WordPress.

Reference:

https://docs.microsoft.com/en-us/power-automate/modern-approvals

NEW QUESTION: 25

□□□□ Power Automate□ □□□□ □□□ □□□□ □□□□□.

□ □□ □□□ □□ □□□ □□□□□ □□ □□□ □□□ □□□□ □□□ □□ □□□ □□□□□□. □ □□□ □ □, □□ □ □□□□□ □□ □□□□ □□ □ □□□□.

□□: □□□ □□□ □□□ 1□□ □□□ □□□□.

Answer:

NEW QUESTION: 26

□□□□ Microsoft 365, Power Platform □ Dynamics 365□ □□□□□. □□□□□ □□□ □□□□□ □□□ □□□□ □□□□.
□□□□ Power Apps □□□ □□ □□□ □□□ □ □□□□.
□□□□ □□ □□□□ □□ □□□ □□□□ □□□□?

A. □□□□

B. □□□

C. □□

Answer: B (LEAVE A REPLY)

NEW QUESTION: 27

□□□□ □□ □□ □□ □□ □□□□ □□ □ □□□ □□□□□.

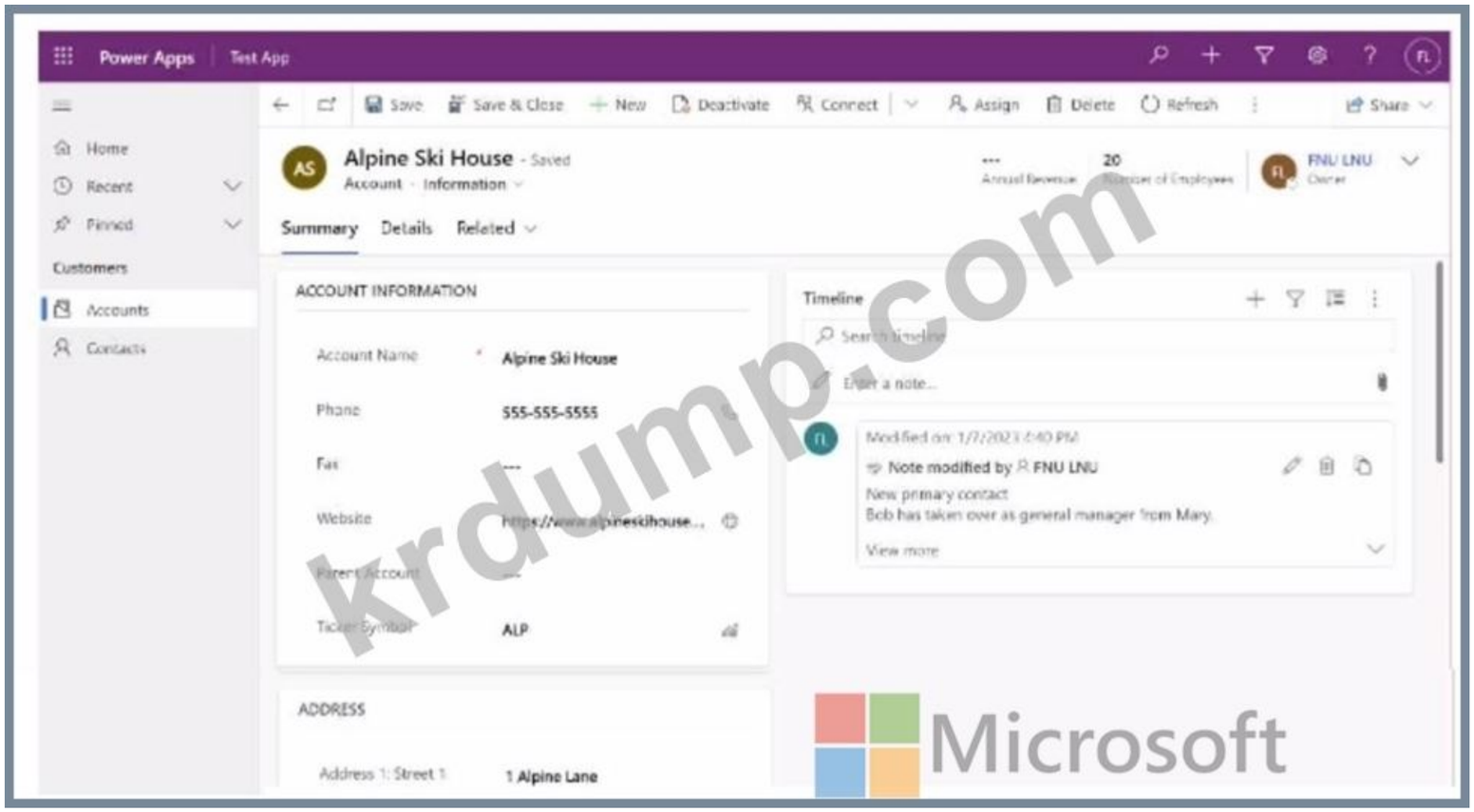

krdump.com

□□ □□ □□□□ □□□.

□ □□□□□□ □□ □□□ □□□ □□□?

A. □□

B. □□□ □□ □□□

C. □□

D. □□

Answer: (**SHOW ANSWER**)

NEW QUESTIONS: 28

□□□□□ □□□□□ □□□ □□ □□□ □□ □ □□□ □□□□□ □□□□□□ □□□□□□.

□□□□□ □□□ □□□ □□□ □□□□ □□□ □ □□□ □□ □□□ □□□□ □□□ □□□ □□□ □□ □ □□□ □□□.

□ □□ □□□□□ □□□ SharePoint □□□ □□□□□ □□□.

□□ □□□ □□□□ Microsoft Power Platform □□ □□□ □□□□ □□□.

□□ □□ □□□ □□□□ □□□?

A. □□ □□□ □□□

B. □□ □□ □

C. □□□ □

D. Power Virtual Agents □□

E. Power BI □□□
Answer: C (LEAVE A REPLY)

NEW QUESTION: 29
□□ □□□ □□ □□ □□□ □□□ □ □□ □□□ □□□□□□□□ □□□□ □□□.
□□ □ □□ □□□ □□□□ □□□□ □□□? □□□□□ □□ □□□□ □□ □□□ □□ □□□□ □□□□ □□□ □□□ □□□□□□.

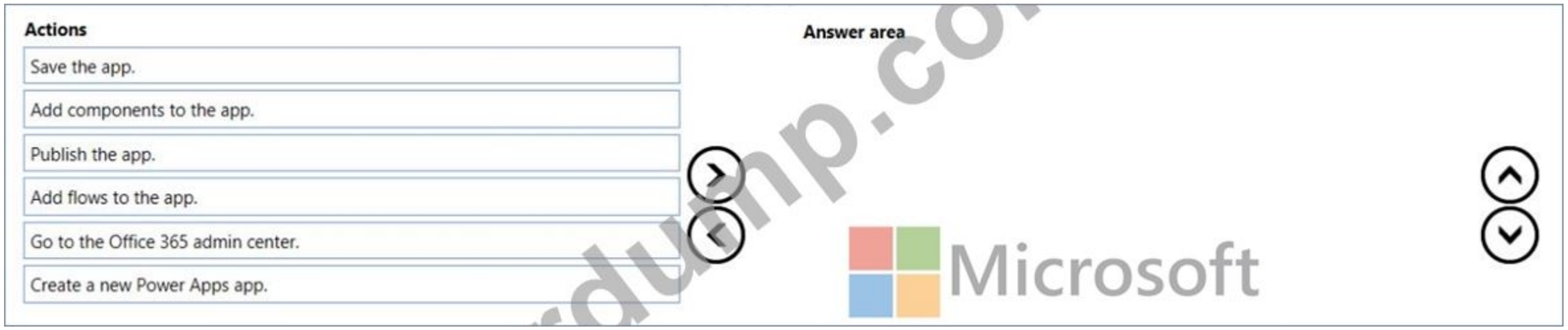

Answer:

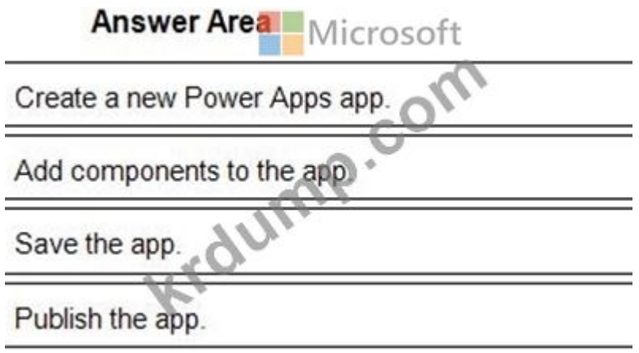

1 - Create a new Power Apps app.
2 - Add components to the app.
3 - Save the app.
4 - Publish the app.
Reference:
https://docs.microsoft.com/en-us/powerapps/maker/model-driven-apps/build-first-model-driven-app

NEW QUESTION: 30
□□□□□ Dynamics 365 Sales□ □□□□□. □□□ □□ □□ □□□ □□□□.
* □□□ □□ □□□ □□□.
* □□ □□ □□ □□ □□□ $10,000 □□□ □□ □□□□ □□□□□ □□ □□□ □□□ □□□.
* □□ □□□ □□ □□□ □ □□ □□□□□ □□□ □□□□.
Dynamics 365 Sales□ □□□ □□□□□ Microsoft Power Platform□ □□□□ □□□. □ □□ □□□ □□ □□□□□□□ □□□□ □□□.

□□ □□□□□□□□ □□□□ □□□? □□□□□ □□□ □□□□□□□□ □□□ □□□□□□ □□□□□□□. □ □□ □□□□□ □ □□ □□□□□ □ □ □□ □□□□□ □□ □□□□ □□ □ □□□□.
□□□ □□□ □ □□□ □□ □□□ □□□ □□□□□ □ □□ □□□□.
□□: □□□ □□□ □□ 1□□ □□□ □□□□.



Answer:

NEW QUESTION: 31
□□□□ AI Builder□ □□□ □ □□ □□□ □□□□ □□□□.
AI Builder□ □□□ □ □□ □ □□ □□□□□ □□□□□? □ □□□ □□□ □□□ □□□□ □□□□□.
□□: □ □□□ □□□ 1□□ □□□ □□□□.
A. □□ □□□ □□□□ □□□□ □□□□ □□ □□□□ □□□□ □□□□□ □□□□□.
B. □□□□ □□ □□ □ □□ □□
C. □□ □□□□□□□□ □□□□ □□□□□□.
D. □□□□ □□□ □□ □□□□□ □□□□ □□□□.
E. □□□□ □□□□ □□□□ □□ □□□ □□□□□.
Answer: C,E (LEAVE A REPLY)

PL-900-KR □□ □□□ □□□□□ □□ DumpTop □□ □□□□ □□□ PL-900-KR □□! DumpTop □ □□ **PL-900-KR** □□ □□□ □□□□□□, DumpTop PL-900-KR □□ □□□ □□□□□□□□ □ □□ □□□□□□□. □□□□ □□□ □□□□ □□ DumpTop PL-900-KR □□□ □□□□□. https://www.dumptop.com/Microsoft/PL-900-KR-dump.html (**417** Q&As Dumps, **30%OFF** **Special Discount: KrDump**)

NEW QUESTION: 32

□□ Power Automate □□□ □□□ □□□□.

□□□ □□ □□□□ □□□□ □□□.

□□ □□ □□□ □□□□ □□□? □□□□□ □□ □□□□ □□□ □□□ □□□□□□.

□□: □ □□□ □□□ 1□□ □□□ □□□□.

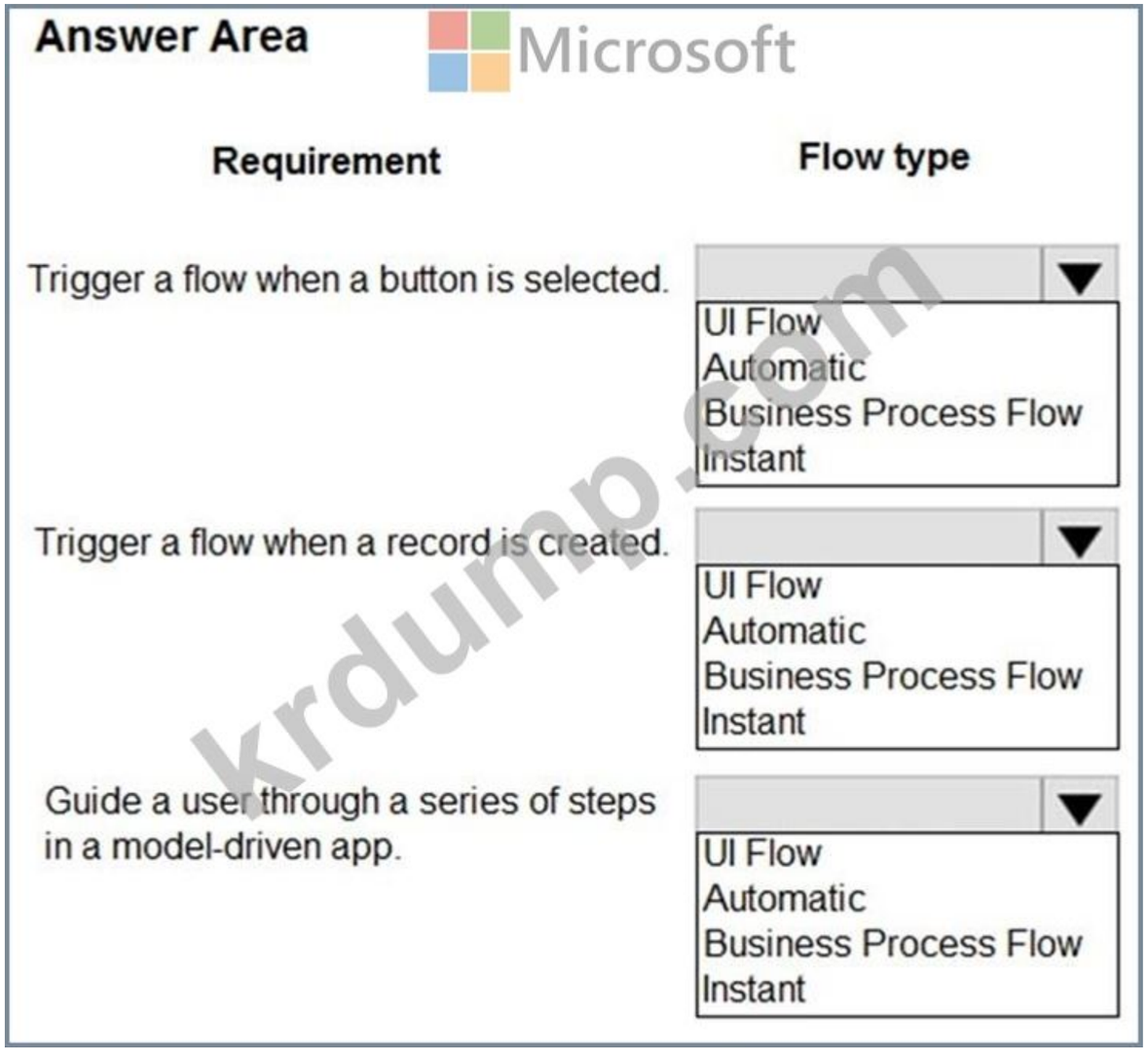

Answer:

Answer Area

Requirement	Flow type
Trigger a flow when a button is selected.	UI Flow Automatic Business Process Flow **Instant**
Trigger a flow when a record is created.	UI Flow **Automatic** Business Process Flow Instant
Guide a user through a series of steps in a model-driven app.	UI Flow Automatic **Business Process Flow** Instant

Microsoft
krdump.com

Reference:
https://docs.microsoft.com/en-us/power-automate/triggers-introduction
https://docs.microsoft.com/en-us/power-automate/business-process-flows-overview

NEW QUESTION: 33
□□□ Power Platform□ □□□□ □□ □□□□ □□□ □□□□ □□ □□□ □□□□□.
□□□ □□□ □□□ Power Apps□ □□□□ □□□.
□□□ □□□□ □□□? □□□□□ □□ □□□□ □□□ □□□ □□□□□□.
□□: □ □□□ □□□ 1□□ □□□ □□□□.

Scenario	Tool
Field technicians need a mobile app to capture the location and the image of defective prodcuts.	Canvas app Power Apps portal Common Data Service
Sales representatives need to see different views and dashboards in the sales app.	Canvas app Model-driven app Power Apps portal
External customers need to view the progress of their service cases.	Model-driven app Power Apps portal Common Data Service

Answer:

Scenario	Tool
Field technicians need a mobile app to capture the location and the image of defective prodcuts.	Canvas app Power Apps portal Common Data Service
Sales representatives need to see different views and dashboards in the sales app.	Canvas app Model-driven app Power Apps portal
External customers need to view the progress of their service cases.	Model-driven app Power Apps portal Common Data Service

Reference:
https://docs.microsoft.com/en-us/powerapps/maker/canvas-apps/getting-started
https://docs.microsoft.com/en-us/powerapps/maker/model-driven-apps/model-driven-app-overview
https://docs.microsoft.com/en-us/powerapps/maker/portals/overview

NEW QUESTION: 34
□□□ Power Apps □□ □□ 1.0.0.0□ □□□□. □ □□ 2.0.0.0□ □□□ □□□□□. □□□ □□ □□ □□□ □□□□ □□□ □□□□.
□□ □□ □□ □□□□ □ □□□ □ □□□□? □□□□□ □□ □□□□ □□□ □□□ □□□□□□.



Answer:

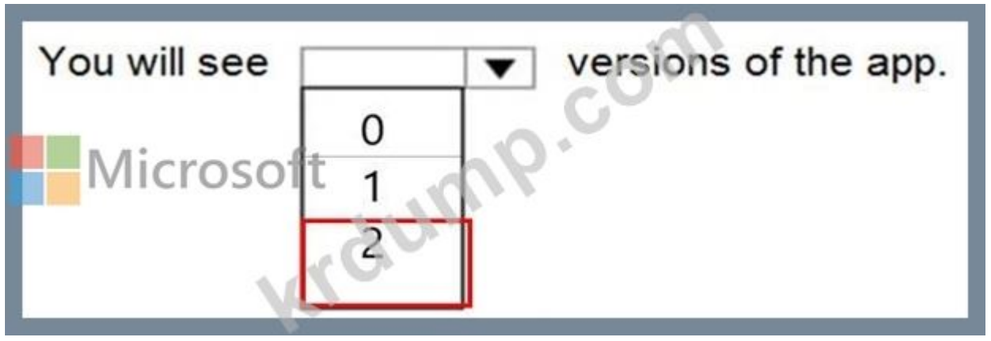

Reference:
https://docs.microsoft.com/en-us/powerapps/maker/canvas-apps/restore-an-app

NEW QUESTION: 35
□□□ □□□ □□ □□□ □□ □□□□□□.
□□ POS(Point-of-Sale) □□□□□ □□ □□ □□ □□□ □□□□ □□ □□□ Dynamics 365 Commerce□ □□ □□ □ □□ □□□ □□□□ □□ Power Apps □□ □□□ □□□□.
□□□ □□ □□□ □□□□ □□□.
□□□ □□□□ □□□?
A. □□□□ □□
B. □□□ □□□□□
C. □□□□ □□□□ □□
D. □□ □□□ □□□
Answer: (SHOW ANSWER)

NEW QUESTION: 36
□□□□□ Power Automate □□□□ □□□ □□□ □□□□.
□□ □ □□□ □□ □□ □□□ □□□ □□ □□□□□□. □□□ □□□ □□□□ □□□□□.
□□: □□□ □□□ □□ 1□□ □□□ □□□□.

Answer Area

Statement	Yes	No
You can create a new flow that is a copy of the original flow.	○	○
You can modify the original flow.	○	○

Answer:

Answer Area

Statement	Yes	No
You can create a new flow that is a copy of the original flow.	☑	○
You can modify the original flow.	○	☑

NEW QUESTION: 37

□□□ □□ □□ □□ □□□□ □□ □□□□□ □□□□□.

Microsoft Dataverse□ □ □□□ □□□□ Microsoft Teams□□ □□□□ □□□ Power Automate □□□□ □□□ □□□ □□□□.

□□□ □□□ □□□□ □□□? □□□ □□□□ □□□□ □□ □□□□□.

Answer Area

To determine when the flow will start, you must select [a trigger ▾]
- an action
- a formula
- a trigger

Answer:

Answer Area

To determine when the flow will start, you must select [a trigger ▾]
- an action
- a formula
- a trigger

NEW QUESTION: 38

□ □□□ Power B1□ □□□□ □□□□ □□□□ □□□□□.

□□: □□ □ □□□ □□ □□ □□□ □□□□ □□ □□□□□□. □□□ □□□ □□□□ □□□□□.
□□: □□□ □□□ □□ 1□□ □□□ □□□□.

Answer Area

	Yes	No
Power BI allows users to create and consume visualizations in one view by using data from several different sources.	○	○
Power Platform uses Microsoft SQL Server databases to securely store and manage data used by business applications.	○	○

Answer:

Answer Area

	Yes	No
Power BI allows users to create and consume visualizations in one view by using data from several different sources.	○	○
Power Platform uses Microsoft SQL Server databases to securely store and manage data used by business applications.	○	○

NEW QUESTION: 39

□□□□□ Microsoft Dataverse□ □□□□ □□□□ □□□□ □□□□□.
□□□ □□□ □□□□ □□ □□□ □□□□ Dataverse□ □□□□ □□□□ □□□.
□□ □ □□□ □□ □□ □□□ □□□ □□ □□□□□. □□□ □□□ □□□□ □□□□□.
□□: □□□ □□□ □□ 1□□ □□□ □□□□.

Answer Area

Statements	Yes	No
You can access data sources in a dataflow by using the connectors that are used with Power Automate.	○	○
You can use Power Query to shape and transform the data in a dataflow.	○	○
You can run dataflows on a schedule to refresh the data in Dataverse.	○	○

Answer:

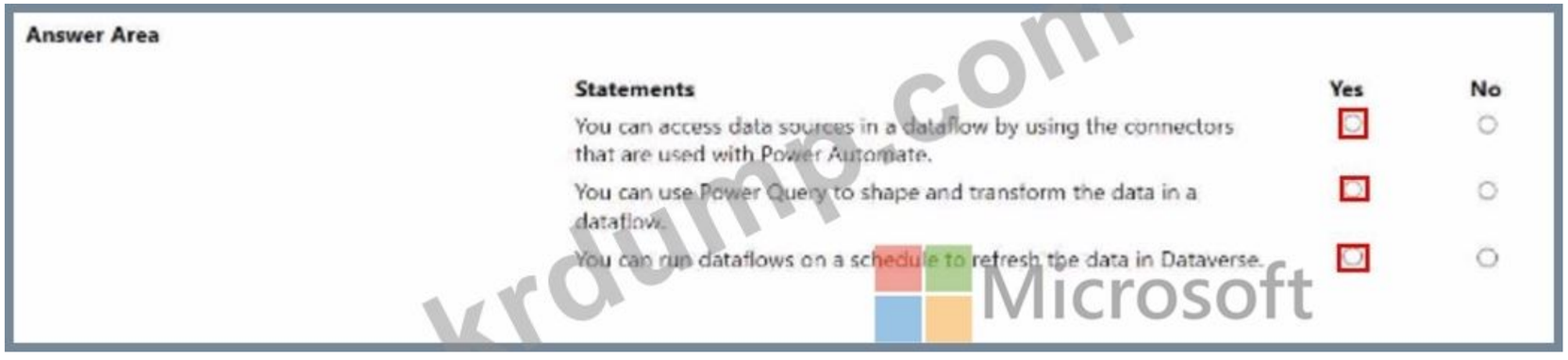

NEW QUESTION: 40
Power Virtual Agents□ □□□□ Power Apps □□□ □□□ □□□ □□□□.
□□□ □□□ □□□□ □□ □□ □□ □□ □□□□ □□□□□ □□□ □□□□□.
□□□ □□□□ □□□?
A. □□□
B. □□ □□
C. □□ □□□
D. AI □□
Answer: (SHOW ANSWER)

NEW QUESTION: 41
Power Virtual Agents □□□ □□□□.
□□□ □□ □□□□ □□ □□ □□□ □□ □□□ □ □ □□□ □□ □□ □□□ □□□□ □□□.
□□□ □□□□ □□□?
A. □□ □□□□
B. □□□ □□□□ □□□□
C. □□□ □□ □□
Answer: C (LEAVE A REPLY)
Reference:
https://docs.microsoft.com/en-us/power-virtual-agents/authoring-test-bot

NEW QUESTION: 42
□□ □□□□ AI Builder□ □□□□ □□□□.
□□□ □□ □□□ □□□□□ AI Builder □□□ □□□□ □□□.
□□ □□ □□□ □□□□ □□□? □□□□□ □□□ □□ □□□ □□□ □□ □□□□ □□□□□□□. □ □□ □□□ □ □, □ □ □□ □□□□□ □□ □□□□ □□ □ □□□□. □□□□ □□□ □ □
□□ □□ □□□ □□□ □□□□□ □ □ □□□□.
□□: □ □□□ □□□ 1□□ □□□ □□□□.

Answer:

Reference:
https://docs.microsoft.com/en-us/ai-builder/object-detection-model-in-flow
https://docs.microsoft.com/en-us/ai-builder/prediction-overview

NEW QUESTION: 43
□□ □□ □□□ Dynamics 365 Sales□ □□□□□.
□□ □□ □□ □ □□ □□□ □□□□ □□□ □□ □□□□□. □□□ □□ □□□ □□□ □□□□ □□ □□ □□, □□ □□ □ □□ □□□ □□□ □ □□ □□□□ □□□ □□□□.
□□□ □□□ □□□ □□□□ □□□□ □□□□ □□□□ □□□.
□□□ □□□□ □□□?
A. □□ □□□ □□□
B. □□□□□□□ □□□
C. AI □□
D. □□□ □
E. □□ BI
Answer: (SHOW ANSWER)
Reference:
https://powerapps.microsoft.com/en-us/build-powerapps/

NEW QUESTION: 44
□□□ □□ □□ □□□ □□□□ □□ □□□□ □□□□□.
□ □□□ □□ □□ □, □□ □□□ □ □□□□□□□ □□□ □□□ □□□□□. □□□ □□ □ □□ □□□ □ □ □□ □□ □□□ □□□□ □□□□□ □□□.
□□□ □□ □□□□ □□□□ □□□.
□□ Power Platform □□□ □□□□ □□□?
A. □□ BI
B. AI □□

C. □□ □□□□□
D. □□ □
Answer: A (LEAVE A REPLY)

NEW QUESTION: 45
□□□□ □□□□ □□□ □□□□. □□ □□□□ □□□□□ □□ □□□ □□□□□ □□□.
□ □□□□□□ □□ □□□ □□□□ □□□ □□□□ □□□.
□□ □□ □□ □□□□□ □□□□ □□□? □□□□□ □□□ □□□ □□□ □□ □□□□ □□□□□□□. □ □□□ □ □, □ □ □□ □□ □□ □□□□ □□ □ □□□□. □□□□ □□ □□ □ □□□ □□ □□□ □□□ □□□□□ □ □ □□□□.
□□: □ □□□ □□□ 1□□ □□□ □□□□.

Answer:

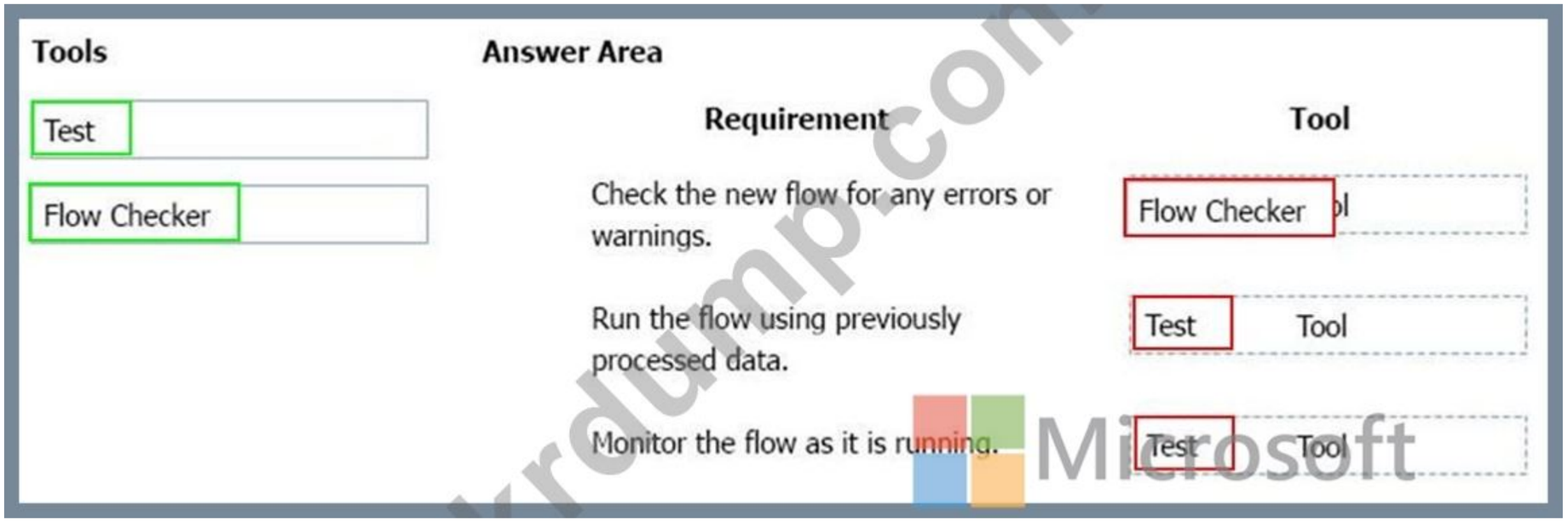

Reference:
https://flow.microsoft.com/en-us/blog/flow-checker-four-connectors/
https://docs.microsoft.com/en-us/power-automate/modern-approvals

NEW QUESTION: 46
□□□□ Power Apps□ □□□□ □□ □□□ □ □□ □□□ □□ □□ □□□□ □□□□□ □□□.
□□ □ □□□ □□ □□□ □□□ □□ □□□□□□. □□□ □□□ □□□□ □□□□□.
□□: □ □□□ □□□ 1□□ □□□ □□□□.

Statement	Yes	No
You can embed canvas apps in model-driven apps.	○	○
A Power Apps portal can use only one data source.	○	○
You must use Power BI to create reports in model-driven apps.	○	○

Answer:

Statement	Yes	No
You can embed canvas apps in model-driven apps.	○	○
A Power Apps portal can use only one data source.	○	○
You must use Power BI to create reports in model-driven apps.	○	○

Reference:
https://carldesouza.com/how-to-embed-a-canvas-app-in-a-model-driven-app-in-powerapps/
https://docs.microsoft.com/en-us/powerapps/maker/portals/create-portal
https://docs.microsoft.com/en-us/powerapps/maker/common-data-service/data-platform-intro

PL-900-KR □□ □□□ □□□□□ □□ DumpTop □□ □□□□ □□□ PL-900-KR □□! DumpTop □ □□ **PL-900-KR** □□ □□□ □□□□□□, DumpTop PL-900-KR □□ □□□ □□□□□□□□ □ □□ □□□□□□□. □□□□ □□□ □□□□ □□ DumpTop PL-900-KR □□□ □□□□□. https://www.dumptop.com/Microsoft/PL-900-KR-dump.html (**417** Q&As Dumps, **30%OFF** **Special Discount:** **KrDump**)

NEW QUESTION: 47
□□□□ □ □□□□ □□ □ □□ □□, □□ □□ □□ □□ □□□ □□□□ □□□ □□ □□□ □□□□ □□ □□□ □□□□ □□ □□□□ □□□ □□□□.
□□□ □□□□ □□ □□□ □□□□□ □□□□□.

□□□□ □□□ □□□□□□ □□□.
□□□ □□□□ □ □□ □□□ □□□□□? □ □□□ □□□ □□□□ □□□□□.
□□: □ □□□ □□□ 1□□ □□□ □□□□.
A. □□ □□□ □□□□ □□□ □□□□□. □□ □□□ □□□□□□ □□□□□.
B. □□□□ □□□ □□□□□□ □□□ □□□□□.
C. □□□□ □□□ □□□□ □□ □□□ □□□□□.
D. □□□ □□□□ □□□ □□□□□□.
Answer: (SHOW ANSWER)
Reference:
https://docs.microsoft.com/en-us/powerapps/maker/canvas-apps/working-with-rules

NEW QUESTION: 48
□□□□ □□ □□□ □□ □□□ □□□□ □□□□ □ □□□ □□ Power Virtual Agents □□□ □□□ □□□□.
□□□ □□ □□ □□□ □□□□ □□□.
□□□□ Help me Meeting Guru □□□ □□□□ □□□ □□□□□ □□□□□.
1-4□□ 5-10□□ □□□ □□ □□□ □□□□□.
□□□□ 10□ □□□ □□□□ □□□□□ □□ □□ □□□ □□□□□.
□□□ □□□ □□□□ □□□.
□□ □□□ □□□□ □□□? □□□□□ □□ □□□□ □□□ □□□ □□□□□□.
□□: □ □□□ □□□ 1□□ □□□ □□□□.

Requirement	Action
Allow users to initiate the chatbot by typing the phrase **Help me Meeting Guru**.	Call a fallback topic. Call an action. Create a question node. Create a trigger phrase.
Provide meeting room capacity options of 1-4 people and 5-10 people.	Call an action. Call a fallback topic. Create a condition. Create a question node.
End the chatbot session when the user attempts to schedule meeting room for more than 10 people.	Add a condition. Call an action. Configure a fallback topic. Create a trigger phrase.

Microsoft
krdump.com

Answer:

Requirement	Action
Allow users to initiate the chatbot by typing the phrase **Help me Meeting Guru**.	Call a fallback topic. Call an action. Create a question node. Create a trigger phrase.
Provide meeting room capacity options of 1-4 people and 5-10 people.	Call an action. Call a fallback topic. Create a condition. Create a question node.
End the chatbot session when the user attempts to schedule meeting room for more than 10 people.	Add a condition. Call an action. Configure a fallback topic. Create a trigger phrase.

Reference:
https://docs.microsoft.com/en-us/power-virtual-agents/authoring-create-edit-topics

NEW QUESTION: 49
□□ □□ Power BI □□□□ □□□□ □□□□.
□□ □ □□□ □□ □□□ □□□ □□ □□□□□□. □□□ □□□ □□□□ □□□□□.
□□: □ □□□ □□□ 1□□ □□□ □□□□.

Statements	Yes	No
Power BI can only retrieve data from up to two different sources for each dashboard.	○	○
Power BI visualizations can be used in canvas apps and model driven apps.	○	○
Power BI can display charts and list boxes on dashboards.	○	○

Answer:

Statements	Yes	No
Power BI can only retrieve data from up to two different sources for each dashboard.	○	○
Power BI visualizations can be used in canvas apps and model driven apps.	○	○
Power BI can display charts and list boxes on dashboards.	○	○

krdump.com

Reference:
https://docs.microsoft.com/en-us/power-bi/visuals/power-bi-visualization-types-for-reports-and-q-and-a
https://docs.microsoft.com/en-us/power-bi/visuals/power-bi-visualization-slicers

NEW QUESTION: 50
Microsoft Power □□□□ □□ Microsoft Business Applications□ □□□□ □□□.
Power □□□□ □□□ □ □□ Microsoft □□□ □□□□□? □ □□□ □□□ □□□□ □□□□□.
□□: □ □□□ □□□ 1□□ □□□ □□□□.
A. □□□□□□□ □□ □
B. Azure □□□ □□□□
C. □□□□□□□ □□□
D. Azure □□ □□
E. □□□□□□□ □□ BI
Answer: A,C,E (LEAVE A REPLY)
The Power Platform uses PowerApps, Power BI, and Power Automate (previously named Flow) to customize, extend, and build all the apps you need for your business and unlock the potential of Office 365 and Dynamics 365.
Reference:
https://docs.microsoft.com/en-us/learn/powerplatform/

NEW QUESTION: 51
Power BI □□□□ □□□ □□□□.
□□□□ □□□ □ □□ □□□ □□□□ □□□.
□□ □ □□ □□□ □□□ □□□ □ □□□□? □ □□□ □□□ □□□□ □□□□□.
□□: □ □□□ □□□ 1□□ □□□ □□□□.
A. □□□□
B. □□
C. □□□□□□
D. □□
E. □□
Answer: A,B,D (LEAVE A REPLY)
Reference:
https://docs.microsoft.com/en-us/power-bi/power-bi-report-filter-types

NEW QUESTION: 52
□□□□ Power BI□ □□□□ □□□□ □□□□ □□□□.
□□□ IT □□ □□ □□□ □□□□ Power BI Desktop□ □□□□ □□□ Power BI □□□□ □□□ □□□□□ □□□ □□□ □□□ □□□.
□□□ □□ □□□□ □□□□ □□□.
□□□ □□□□ □□□? □□□□□ □□□ □□ □□□ □□□ □□ □□□□ □□□□□□□□. □ □□ □□□ □ □, □ □ □□ □□□□□ □□ □□□□ □□ □ □□□□. □□□□ □□□ □ □□□ □□ □□□ □□□ □□□□□ □ □ □□□□.
□□: □ □□□ □□□ 1□□ □□□ □□□□.



Answer:

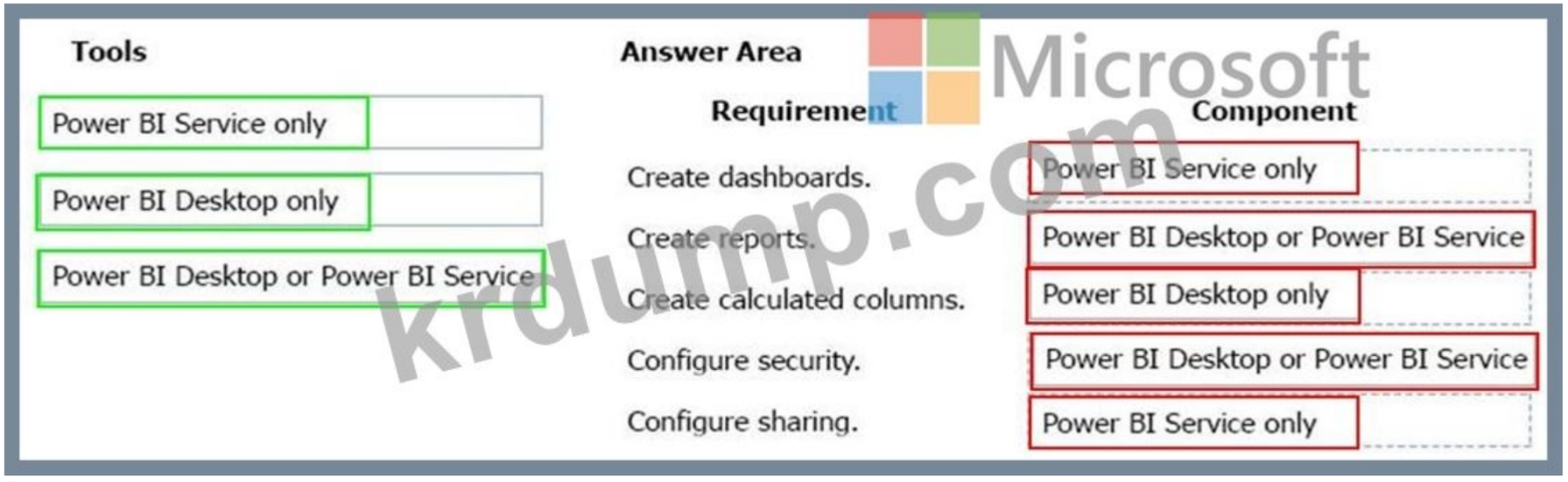

Reference:
https://docs.microsoft.com/en-us/power-bi/designer/service-service-vs-desktop

NEW QUESTION: 53
□□ □□□ □□ □□□□ □□□□ □□□ □□□□.
□□□ Power Apps □□ □□□□ □□□□ □□ □□□□ □□□ □□ □□ □□□ □□□ □□□.
□□□ □□□ □□□□ □□□.

□□ □□□ □□□□ □□□? □□□□□ □□ □□□□ □□□ □□□ □□□□□□.
□□: □ □□□ □□□ 1□□ □□□ □□□□.



Answer:

Reference:
https://www.onactuate.com/upgrades/what-is-the-new-powerapps-portal/
https://docs.microsoft.com/en-us/powerapps/maker/portals/configure/page-templates

NEW QUESTION: 54
□□□□□ IT □□□□ □□□ □□□□ □□ □□□□□. □ □□□ □□ □□□□ □□□□ □□ □□□□□ □□ □□□ API□ □□□□.
□□□ □□ □□ □□□ □□□□ □□ □□□ □□□□□ □□□□ □□□ Power Automate□ □□□□ □□□□ □□□ □□□ □□□□.
□□□ □□□ □□□ □□□ □□□□ □□□.
□□□ □□□□ □□□□ □□ □□□□□.

Answer:

NEW QUESTION: 55

□□ □□□□□ Common Data Service□ □□□□ □□ □□ □□ □□□□.

□□□□ □□□ □□ □□□ □□□ □ □□ □□□ □□ □□□□□. □□□ □□□□□ □□ □□□ □□□□□ □□□ □ □□ □□□ □□□□ □□□. □□ □□□□□ □□□ □□□□ □□ □□ □□ □□ □ □□□□ □□□□ □□□□.

□□□ □□□ □□□ □□□ □□□□ □□□□.

10□□ □□ □□□ □ □□□ □□□ □ □□ □□ □□.

□□□ □□□□ Common Data Service□ □□□□ □□□.

□□□□ □□□□ □□ □□□ □□□□ □□□? □□□□□ □□□ □□ □□□ □□□ □□ □□□□ □□□□□□□. □ □□ □□□ □ □, □ □ □□ □□ □□ □□□□ □□ □ □□□□. □□□□ □□ □□ □ □□□ □□ □□□ □□□ □□□□□ □ □ □□□□.

□□: □ □□□ □□□ 1□□ □□□ □□□□.

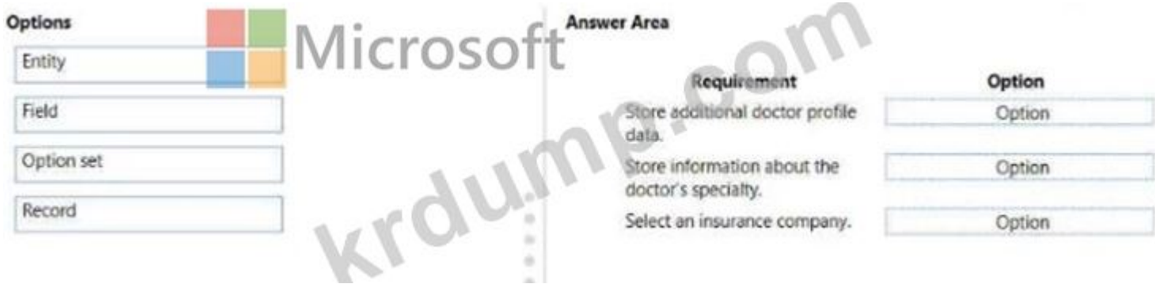

Answer:

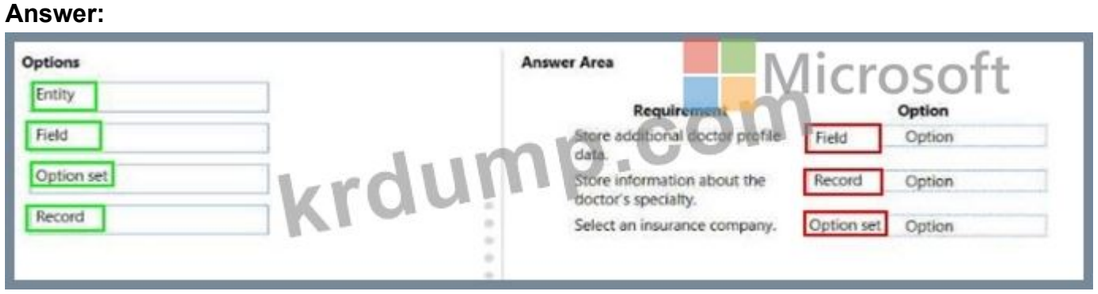

NEW QUESTION: 56

□□□□ □□□ □□□□ □□ Microsoft SharePoint □□□□ □□ □□□□ □□ □□ □□□□ □□□□ □ □□ Power Apps □□□□ □□□□ □□□□.

□□ □ □□□ □□ □□□ □□□ □□ □□□□□. □□□ □□□ □□□□ □□□□□.

□□: □ □□□ □□□ 1□□ □□□ □□□□.

Statement	Yes	No
You should build a model-driven app in Power Apps.	○	○
You should build a canvas app in Power Apps.	○	○
Users must download and run the Power Apps mobile application to use the solution.	○	○

Answer:

Statement	Yes	No
You should build a model-driven app in Power Apps.	○	○
You should build a canvas app in Power Apps.	○	○
Users must download and run the Power Apps mobile application to use the solution.	○	○

Reference:
https://docs.microsoft.com/en-us/powerapps/maker/canvas-apps/app-from-sharepoint
https://docs.microsoft.com/en-us/powerapps/user/run-app-client

NEW QUESTION: 57
□□□□ Microsoft 365, SharePoint Online □ Dynamics 365 Sales□ □□□□□.
□□ □□ □□□ □□□□ □□□□ □□□□□ □□□ □□□□ □□□.
* □□ Microsoft SQL Server □□□□□ □□□□ □□□□□□.
* □□ □□ □□□□ □□□□ □□ □□□□ □□□□.
* □□□ □□ □□□ □□□ □□ □□□□ □□ □□□□□□ □□□□□□.
□□ □ □□ □□ □□ □□ □□□ □□□□ □□□? □ □□□ □□□□ □□□ □□□□□.
□□: □ □□□ □□□ 1□□ □□□ □□□□.
A. □□□□□□□ □□
B. □□□□□□□ □□
C. □□ □□□□□
D. Microsoft □□□ □□□
E. □□ BI

Answer: C,D (LEAVE A REPLY)
Reference:
https://docs.microsoft.com/en-us/power-platform/admin/data-integrator
https://www.powerobjects.com/blog/2019/04/05/flow-approval-process/

NEW QUESTION: 58
□□□□ Microsoft Power Platform□ □□□□□.
□□□ □□□□ □□□ □□□□ □□□ □□□□ □□□ □□ □□ □□□ □□□□ □□□.
□□ □□ □□□ □□□□ □□ Microsoft Excel □□□ □□□□ □□ □□□□□ □ □□□ □□□.
□ □□□□□ □□ Power Apps □ □□□ □□□□ □□□.
□□ □□□ □□ □□□□ □□□? □□□□□ □□□ □□ □□□ □□□□□ □□□□□□. □ □□ □ □, □ □ □□ □□□□□ □□ □□□□ □□ □ □□□□. □□□□ □□□ □ □□□ □□ □□□ □ □□□□□ □□□□□ □ □ □□□□.

Answer:

NEW QUESTION: 59
□□□ □□ □□ □□□ Power BI □□□□ □□□□.
□□□□ □□□□ □□ □□□ □□□ □□□□ □ □ □□□ □□□ □□ □□□ □□□□□ □□□.
□□□□ □□ □□□ □□□□□ □□□.
□□□ □□□□ □□□?
A. □ □□ □□
B. □□ □□□
C. Microsoft □□ □□
D. □□□ □□ □□ □□
E. □□□□□□□ □□ □□□ □□□□
Answer: (SHOW ANSWER)

NEW QUESTION: 60
□□□ □□ □□□□□ □□□ □□□ □□□□□ □□ □□□ □□□ □ □□□ □□□ □□□ □□□□□□□ □□□□ □□□.
□ □□□ □□ □□□□□□.

□□: □□□□□ □□ □□□ □□□□ □□□ □□□ □ □□□ □□□□□□. □ □ □□□ □ □, □ □ □□ □□□□□ □□ □□□□ □□ □ □□□□.
□□: □□□ □□□ □□□ 1□□ □□□ □□□□.

Answer:

Reference:
https://powerapps.microsoft.com/sv-se/blog/introducing-model-driven-apps/

NEW QUESTION: 61
□□□□□ □□□□ Power Automate□ □□□ □□□□□.
□□ □ □□□ □□ □□□ □□□ □□ □□□□□□. □□□ □□□ □□□□ □□□□□.
□□: □ □□□ □□□ 1□□ □□□ □□□□.

Statement	Yes	No
You must certify custom connectors before users in other departments within your organization can use the connectors.	○	○
You must use Microsoft Azure API apps to create a public custom connector.	○	○

Answer:

Statement	Yes	No
You must certify custom connectors before users in other departments within your organization can use the connectors.	○	○
You must use Microsoft Azure API apps to create a public custom connector.	○	○

Reference:
https://docs.microsoft.com/en-us/connectors/custom-connectors/share

PL-900-KR □□ □□□ □□□□□ □□ DumpTop □□ □□□□ □□□ PL-900-KR □□! DumpTop □ □□ **PL-900-KR** □□ □□□ □□□□□□, DumpTop PL-900-KR □□ □□□ □□□□□□□□ □ □□ □□□□□□□. □□□□ □□□ □□□□ □□ DumpTop PL-900-KR □□□ □□□□□. https://www.dumptop.com/Microsoft/PL-900-KR-dump.html (**417** Q&As Dumps, **30%OFF Special Discount: KrDump**)

NEW QUESTION: 62
□□□ □□ □□ □□ □□□□.
□□ □□ □□□□ □□ □□ □□ □□□ □ □□□ □□ □□□. □□ □ □□ □□□ □□□□ □□□? □ □□□ □□□ □□□□ □□□□□.
□□: □ □□□ □□□ 1□□ □□□ □□□□.
A. □□ AppSource□ □□□□□.
B. □□□□□□□ □ URL□ □□□□ □□ □□□□ □□□□.
C. PowerShell□ □□ □□ □□□□ □□□□□ □□□□□□□ □□□□□.
D. Power Apps □□□□□□ □□ □□□ □□□□□.
Answer: A,D (LEAVE A REPLY)

NEW QUESTION: 63
□ □□□ □□ □□□ □□□□ □□□□ □□□□ □□□.
RevReceived□□ □□□□ □□ Power BI □□□□ □□□□. □ □□□□□ □□□□ □□ □□□ □□□□□. □ □□ □□ □ □□□ □□□□ □□ □□□ □□□□ □□□□□ □□□. □ □□□ □□□□ □ RevReceived □□□□ □□□□□.

□□ □ □□□□ □□□□□□. □□□ □□□□ "□□□ □□□□ □□□□"□□□. □□□ □□□□ □□□ □□□ □□□□ □□□ □□ □□□□□□.
A. □□□ □□□ □□□□.
B. RevReceived □□□□ □□□□□.
C. RevReceived □□□□ □□□□□.
D. RevReceived□□ □ □□□□ □□□ □□□□□.
Answer: B (LEAVE A REPLY)
Reference:
https://www.tutorialspoint.com/power_bi/power_bi_quick_guide.htm

NEW QUESTION: 64
□□□□ □□□□ □□□□ □□□□ □□□ □□□□□□.
□□□□ □□□□ □□□□ □□ □□ □□□ □□□□ □□ □□□□ □□□□ □□□ □□□□ □□□ □□□□ □□□.
□□□ □□□□ □□□.
□□□ □□ □□□?
A. □□□□ □□□□ □□□ □□□ □□□ □□□ □□□□□ □□□□□.
B. □□□ □□□ □□□ □□□□□.
C. □□ □□□□ □□□□□.
D. □□□ □□□□ □□□□ □□□□ □□□ □□□□□. □□□□ □□□□□.
Answer: C (LEAVE A REPLY)

NEW QUESTION: 65
□□□□ □□□□ □□□ □□ Power Apps □□□□ □□□ □□□□. □□□□ □□□ □□ □□ □□□ □□□□.
* □□□□□ □□ Microsoft Excel □□ □□□ □□□ □□□□□□. □□□□□ □□ □□□ □□ □□□ □□□□ □□□□. □□ □□□ □□□□□ □□ □□□□ □□□□ Microsoft Dataverse□ □□□□ □□□. □ □□□ □□□□□ □□ □□□□□ □□□ □□□ □□□.
* □□□□ □□ □□□□ □□□ □□□□ □□ □□□□ □□ □□ □□□□□□□□ □□□□□□.
□□ □□□ □□□□ □ □□□ □□□ □□□ □□□□ □□□.
□□ □□□ □□□ □□□□ □□□? □□□□□ □□□ □□□ □□□ □□□ □□ □□□□ □□□□□□□. □ □□□ □□□ □ □, □□ □ □□□□□ □□ □□□□ □□ □ □□□□. □□□□ □□□ □ □□□ □□ □□□ □□□ □□□□□ □ □ □□□□.
□□: □ □□□ □□□ 1□□ □□□ □□□□.

Answer:

NEW QUESTION: 66

□□□□ Power Apps □□□ □□ □□□□□.

□□□□ □□□□□□ Power Apps Studio□ □□ □□ □□□ □ □□ □□ □□□□ □□□□ □□ □□ □□□□ □□□□.

□□□□ □□ □ □ □□ □□□ □□□□ □□□.

□ □□ □□□ □□□ □□□□□? □ □□□ □□□ □□□□ □□□□□.

□□: □ □□□ □□□ 1□□ □□□ □□□□.

A. □□□□ □□□ Power Apps □□□ □□□□□□.

B. □□□□□ □□□ □□□ □□□ □□□ □□□□ □□□□□.

C. □□□□ □ □□ □□□□ □□□□ □□□□□.

D. □□ □□□□ □□□□ □□□□□.

E. □□□ Common Data Service □□□□□□□ □□□□.

Answer: (SHOW ANSWER)

Reference:

https://docs.microsoft.com/en-us/powerapps/maker/canvas-apps/edit-app

NEW QUESTION: 67

CDM(Common Data Model)□ □□ □□ □□□ □□ □□□ □□□□ □□□.

□ □□□ □□ □□□ □□□□□□.

□□: □□□□□ □□ □□□ □□□ □□□ □□ □□□ □□□□□□□. □ □□□ □ □, □□ □ □□□□□ □□ □□□□ □□ □ □□□□. □□□ □□□ □□□ 1□□ □□□ □□□□.

□□: □ □□□ □□□ 1□□ □□□ □□□□.



Answer:



Reference:
https://community.dynamics.com/365/b/encloud9dynamicss365crm/posts/an-introduction-to-the-microsoft-power-platform
https://docs.microsoft.com/en-us/powerapps/maker/common-data-service/data-platform-intro

NEW QUESTION: 68
□□□ □□ □□ □□□ □□ □□□□□□. □□□ □□ □ □□ □□□ □□□ □□□ □□ □ □□□ □□ □□□□□ □ □□ □□ □□□□ □□□□□ □□□.
□□ □□□□ □□ □□□□□ □□□□ □ □ □□□ □□□.
□□ □□□□ □□□ □ □□ Power BI □□□□□ □□□□ □□□□ □□□.
□□ □□□ □□□ □ □□□□? □□□□□ □□□ □□ □□□ □□□ □□ □□□□ □□□□□□□. □ □□ □□□ □ □, □ □ □□ □□□□□ □□ □□□□ □□ □ □□□□. □□□□ □□□ □ □□ □ □□ □□□ □□□ □□□□□ □ □ □□□□.

Answer:

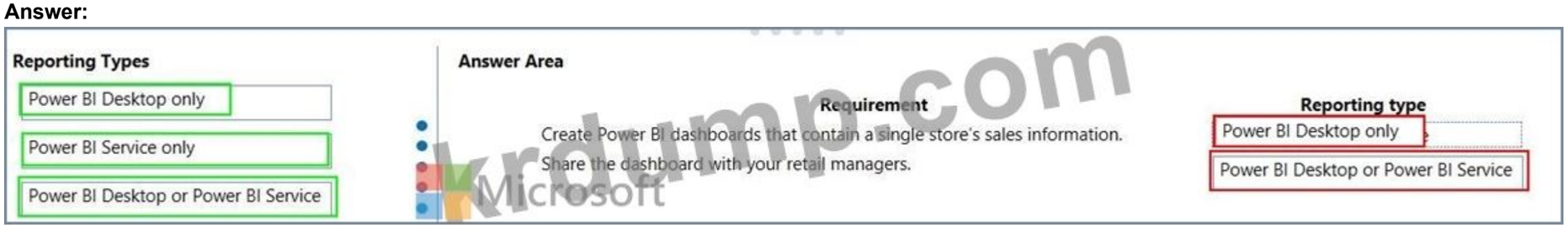

Reference:
https://docs.microsoft.com/en-us/power-bi/fundamentals/desktop-getting-started

NEW QUESTION: 69
□□ □ □□□ □□ □□□ □□□ □□ □□□□□□. □□□ □□□ □□□□ □□□□□.
□□: □ □□□ □□□ 1□□ □□□ □□□□.

Answer:

NEW QUESTION: 70
□□□ □□ Power Virtual Agents □□□ □□□□ □□□□.
□□ □ □□□ □□ □□□ □□□ □□ □□□□□□. □□□ □□□ □□□□ □□□□□.
□□: □ □□□ □□□ 1□□ □□□ □□□□.

Answer:

Statement	Yes	No
You must create a topic to specify how a chatbot responds to a user.	○	○
You can use prebuilt entities or custom defined entities.	○	○

Reference:
https://docs.microsoft.com/en-us/power-virtual-agents/authoring-fundamentals
https://docs.microsoft.com/en-us/power-virtual-agents/advanced-entities-slot-filling

NEW QUESTION: 71
□□□□ Power Apps□ □□ □□□ □□□□□□.
□□ □□□ □□□□ □□□? □□□□□ □□ □□□□ □□□ □□□ □□□□□□.
□□: □ □□□ □□□ 1□□ □□□ □□□□.

A Power Apps app can call a [▼]
- connector
- flow
- gateway
- solution

Actions and triggers are properties of a [▼]
- connector
- flow
- gateway
- solution

Answer:

A Power Apps app can call a

- connector
- flow
- gateway
- solution

Actions and triggers are properties of a

- connector
- flow
- gateway
- solution

krdump.com
Microsoft

Reference:
https://docs.microsoft.com/en-us/powerapps/powerapps-overview
https://docs.microsoft.com/en-us/power-automate/getting-started

NEW QUESTION: 72
□□: □□ □ □□□ □□ □□□ □□□ □□ □□□□□□. □□□ □□□ □□□□ □□□□□.
□□: □ □□□ □□□ 1□□ □□□ □□□□.

	Yes	No
You can customize buttons and menu items in canvas apps but cannot reorder the screens.	○	○
You can add sections to your canvas app forms at any time. Screens can only be added when the canvas app is created.	○	○
You can edit buttons in a Power Apps app only by using a third-party application.	○	○

krdump.com
Microsoft

Answer:

	Yes	No
You can customize buttons and menu items in canvas apps but cannot reorder the screens.	○	○
You can add sections to your canvas app forms at any time. Screens can only be added when the canvas app is created.	○	○
You can edit buttons in a Power Apps app only by using a third-party application.	○	○

krump.com

Reference:
https://docs.microsoft.com/en-us/powerapps/maker/canvas-apps/add-screen-context-variables
https://docs.microsoft.com/en-us/powerapps/maker/canvas-apps/controls/control-button

NEW QUESTION: 73
□□□□ Dynamics 365 Supply Chain Management□ □□□□□.
□□ □□□□ □□□□ □□ □ □□□ □□ □□ □□□ □□□□ □□□ □□ □□□ □□□□□ □□□□□ □□□□□ □□ Microsoft Outlook □□□ □□□□ □□□.
Outlook □□□ □□□□□ □□□ □□□□ □□□.
□□ □ □□ □□□ □□□□ □□□? □ □□□ □□□□ □□□ □□□□□.
□□: □ □□□ □□□ 1□□ □□□ □□□□.
A. AI □□
B. □□ □
C. □□□□ □□□
D. □□□□□□□ □□□
E. □□ □□□ □□□
Answer: C (LEAVE A REPLY)
Business events in Microsoft Power Automate
Business events can be consumed in Microsoft Power Automate via the application connector. The connector has a trigger that is named when a business event occurs. This trigger can be used to subscribe to any of the business events that are available in the target instance of the application.
Reference:
https://docs.microsoft.com/en-us/dynamics365/fin-ops-core/dev-itpro/business-events/business-events-flow

NEW QUESTION: 74
□ □□□ □□ □□□ □□□□□. □ □□□ Power Apps □ Power Automate□ □□□□ □□□□ □□□□□.
□□□ □□□□ □□□ □□□□ □□□.

□□ Power Platform □□□ □□□□ □□□? □□□□□ □□□ □□□ □□□ □□ □□□□ □□□□□□□. □ □□□ □ □, □ □ □□ □□□□□ □□ □□□□ □□ □ □□□□. □□□□ □□□ □ □ □□ □□ □□□ □□□ □□□□□ □ □ □□□□.
□□: □ □□□ □□□ 1□□ □□□ □□□□.

Answer:

Reference:
https://docs.microsoft.com/en-us/power-platform/admin/environments-overview
https://docs.microsoft.com/en-us/power-platform/admin/control-user-access

NEW QUESTION: 75
Power Automate □□ □□□ □□□ □□□□.
□□: □□ □ □□□ □□ □□□ □□□ □□ □□□□□□. □□□ □□□ □□□□ □□□□□.
□□: □ □□□ □□□ 1□□ □□□ □□□□.

Statements	Yes	No
The addition of an expense report to a Microsoft OneDrive folder can initiate an approval flow.	○	○
Approvals must follow a sequential order of approval.	○	○

Answer:

Statements	Yes	No
The addition of an expense report to a Microsoft OneDrive folder can initiate an approval flow.	☐	☐
Approvals must follow a sequential order of approval.	☐	☐

Reference:
https://docs.microsoft.com/en-us/power-automate/modern-approvals
https://docs.microsoft.com/en-us/power-automate/create-approval-response-options

NEW QUESTION: 76
□ □□□ □□ □□□ □□□□ □□□□ □□□□ □□□.
□□□ □□□ □□□□ 6□□□□ □□ □□ □□□ □□ □□ □□□□□. □ □□□ □□□□ □□ □□□□ □□ □ □□ □□□ □□ □□□ □□□ □□□□ □□□. □□□ □□□□ □□□□ □□□ □□ □□□□ □□□ □ □□ □□□□ □□□□ □□□ □□□□ □□ □□□ □□□□□□ □□□.
□□ □ □□□□ □□□□□□. □□□ □□□□ "□□□ □□□□ □□□□."□ □□□□□□. □□□ □□□□ □□□ □□□ □□□□ □□□ □□ □□□□□□.
A. □□□ □□□ □□□□.
B. □□
C. □□
D. □□
Answer: (SHOW ANSWER)
Note: Create a flow (see step 6 below)
1. Sign in to PowerApps.
2. In the left navigation bar, select Business logic, and then select Flows.
3. In the upper-left corner of the My Flows page, select New, and then select Create from blank.
4. Option to create a flow without using a template
Near the bottom of the page that appears, select Search hundreds of connections and triggers.
5. In the search box, type PowerApps, and then select the PowerApps icon.
6. Create a PowerApps trigger
7. On the next page, select the PowerApps icon again, and then select New step.
8. In the box that says Search connectors and actions, specify an action for your flow, as in this example:

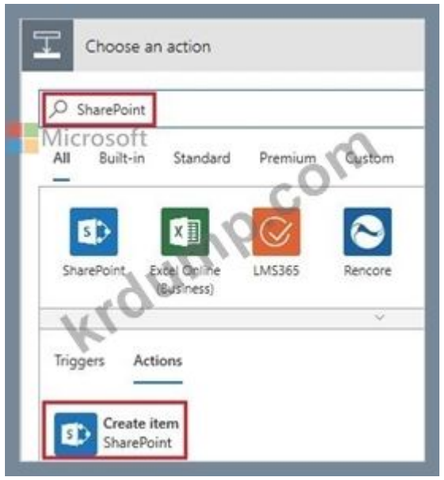

Reference:
https://docs.microsoft.com/en-us/powerapps/maker/canvas-apps/using-logic-flows

PL-900-KR □□ □□□ □□□□□ □□ DumpTop □□ □□□□ □□□ PL-900-KR □□! DumpTop □ □□ **PL-900-KR** □□ □□□ □□□□□□, DumpTop PL-900-KR □□ □□□ □□□□□□□□ □ □□ □□□□□□□. □□□□ □□□ □□□□ □□ DumpTop PL-900-KR □□□ □□□□□. https://www.dumptop.com/Microsoft/PL-900-KR-dump.html (**417** Q&As Dumps, **30%OFF Special Discount: KrDump**)

NEW QUESTION: 77
□□□□ Power Automate□ □□□□□.
□□□ □□□□ □ □□ □ □□ □□□ □□□□□? □ □□□ □□□ □□□□ □□□□□.
□□: □ □□□ □□□ 1□□ □□□ □□□□.
A. □□□□□□ □□□
B. Microsoft 365 □□ □□
C. □□ □□□ □□□
D. □□□□□□□ □□□ 365
E. Microsoft Windows □□□□
Answer: A,C,D (LEAVE A REPLY)
https://docs.microsoft.com/en-us/power-automate/email-triggers
https://docs.microsoft.com/en-us/power-automate/connection-cds
https://dynamics365.wordpress.com/category/powerapps/

NEW QUESTION: 78
□□□□ Power Platform □□□ □□□□ □□□□. □□□ □□ □□□ □□□□□ □□□.
Power Apps □□ □□□ □□□□ □□ □ □□ □□□□□ □□□□□? □ □□□ □□□ □□□□ □□□□□.
□□: □ □□□ □□□ 1□□ □□□ □□□□.
A. □□ □□ □□ □ □□ □□□ □□□ □□□□ □□ □□ □□□□

B. □□ □ □□□□ □□□□ □□□ □□□□□ □□□□ □□ □□□□
C. □□ □□□□□ VPN□ □□□□□ □□□ □ □□ □□□ □□□□ □□ □□ □□□□
D. Common Data Service□ □□□ □□□□ □□□□□ □□□ □□ □□ □□□□
E. Dynamics 365 Finance □□□□ □□ □□□□ □□□ □□□ □□ □□ □□□□
Answer: A,B,E (LEAVE A REPLY)
Reference:
https://docs.microsoft.com/en-us/powerapps/maker/portals/portal-templates

NEW QUESTION: 79
Power BI □□□ □□□□ □□□ □□□□ □□□ □□□□□. □□□□ □□ □ □□□□ □□□□ □□□□□ □□□□□. □□□ □□ □□□ □□ □ □□□□ □□□□ □ □ □□□ □□□ □□□□□ □ □□□□.
□□ □ □□□ □□ □□□ □□□ □□ □□□□□□. □□□ □□□ □□□□ □□□□□.
□□: □ □□□ □□□ 1□□ □□□ □□□□.

Statement	Yes	No
The Power BI published app is stored within the Team site so that others can install it.	○	○
One of the other project managers installs and modifiers a dashboard within the Power BI published app. The changes are automatically made into the original published app.	○	○

Answer:

Statement	Yes	No
The Power BI published app is stored within the Team site so that others can install it.	○	○
One of the other project managers installs and modifiers a dashboard within the Power BI published app. The changes are automatically made into the original published app.	○	○

Reference:
https://docs.microsoft.com/en-us/power-bi/collaborate-share/service-create-distribute-apps

NEW QUESTION: 80
□ □□□□ □□□□ □□□□ □□□ □□ □□ PowerApps □□□ □□□□ □□□□. □□□□ PowerApps □□ □□□ □□□ □□□ □□□□□ □□□□ □□□□.
□ □□□ □□ □□□ □□□□□□. □□□□□ □□ □□□ □□□ □□□ □□□ □□□ □□□□□□□. □ □□□ □ □, □□ □ □□□□□ □□ □□□□ □□ □ □□□□.

□□: □ □□□ □□□ 1□□ □□□ □□□□.



Answer:

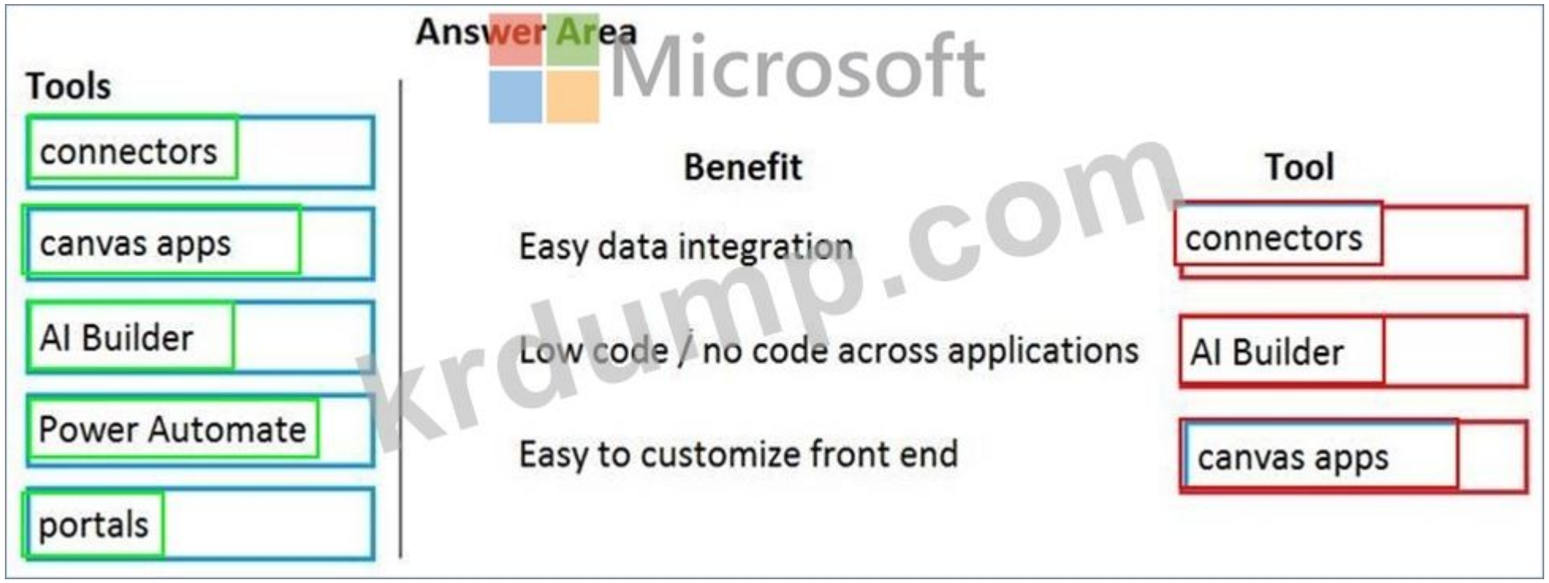

Reference:
https://docs.microsoft.com/en-us/power-platform/admin/data-integrator
https://powerapps.microsoft.com/en-us/blog/create-business-apps-using-powerapps-and-azure-functions/
https://www.forbes.com/sites/adrianbridgwater/2019/06/17/microsoft-offers-premade-no-code-artificial-intelligence/#73f5a2be41cd

NEW QUESTION: 81
□ □□□□ □□ □ □□ □□□ □□ □□□ □□□ □□ □□□ □□□ □□□□ □□□□.
□□ □□□ □□ □□□ □□ □□ □□□ □□□□ □□□.

□□ □□□ □□□□ □□□?
A. □□ □□□
B. Azure □ □□□□□
C. Power Platform □□ □□
D. Power Virtual Agents □□
E. □□ □□
Answer: D (LEAVE A REPLY)
Reference:
https://docs.microsoft.com/en-us/power-virtual-agents/authoring-create-edit-topics

NEW QUESTION: 82
□□□ □□□ □□ □□□ □□ □□□□□□. Power BI□ □□□□ □□ □ □□ □□ □□□ □□□□□ □ □□ □□□□ □□□□□.
□□ □□□□ Excel□□ □□ □□□ □□ □□ □□ □□□□□ Power BI □□□□□□ □□ □□□ □□ □ □□□□.
□□□□ □□□ □□□□□ □□□ □□□.
□□□□□ □□□ □□□□ □□□?
A. Power BI Desktop □□ □□□□□.
B. □□□□□□ □□□□ □□□□ □□□□□.
C. □□□□ □□□□ □□□□□□ □□□ □□□□□.
D. □□□□□ □□□□ □□□ □□□ □□□□.
Answer: B (LEAVE A REPLY)
Reference:
https://docs.microsoft.com/en-us/power-bi/collaborate-share/service-analyze-in-excel

NEW QUESTION: 83
□□□□ □□ □□□□□□ □□□ □□ □□ □ □□ □□□□□□□ □□□□ □□□ □□ □□ □□□□□. □□□ □□ □□□ □□ □□□□□?
A. 0
B. 1
C. 2
D. 3
Answer: (SHOW ANSWER)
Reference:
https://docs.microsoft.com/en-us/powerapps/maker/canvas-apps/working-with-data-sources

NEW QUESTION: 84
□□□□ Dynamics 365 Supply Chain Management□ □□□□□.
□□ □□□□ □□□□ □□ □ □□□ □□ □□ □□□ □□□□ □□□ □□ □□□ □□□□□ □□□□□ □□□□□ □□ Microsoft Outlook □□□ □□□□ □□□.
Outlook □□□ □□□□□ □□□ □□□□ □□□.
□□ □□□ □□□□ □□□?
A. □□□□ □□□
B. □□ □□□ □□□
C. □ □□

D. □□ □□□□□
E. □□ BI
Answer: D (LEAVE A REPLY)

NEW QUESTION: 85
5□□□ □□□ □□ □□□ □□ Power Platform □□□□ □□ □□□□□. □□□ □□□ Power Platform □□□ □□□□□ □□□□ □□□□ □□ □□□□□.
□ □□□□ □□□ Power Platform □□□□ □ Common Data Service □□□□□□ □□ □□ □□□□□. □□ □□□□ □□□.
□□□ □□□□ □□□? □□□□□ □□□ □□□ □□□ □□□□ □□□□□□□. □ □□□ □ □, □ □ □□ □□ □□ □□□□ □□ □ □□□□ □ □□□ □□ □□□ □□□□□□ □□□□ □□□ □ □□□□ □ □ □□□□

Answer:

NEW QUESTION: 86
Dynamics 365 Sales□ Microsoft 365□ □□ □□□□ Power Apps □□ □□□□ □□□□.
□□ □ □□□ □□ □□□ □□□ □□ □□□□□□. □□□ □□□ □□□□ □□□□□.
□□: □ □□□ □□□ 1□□ □□□ □□□□.

Statement	Yes	No
Dynamics 365 Sales and Microsoft 365 must be in the same tenant to allow Single Sign-On (SSO).	○	○
You must download a product from AppSource to ensure that SSO works with Dynamics 365 Sales and Microsoft 365.	○	○

Answer:

Statement	Yes	No
Dynamics 365 Sales and Microsoft 365 must be in the same tenant to allow Single Sign-On (SSO).	○	○
You must download a product from AppSource to ensure that SSO works with Dynamics 365 Sales and Microsoft 365.	○	○

krdump.com

Reference:
https://docs.microsoft.com/en-us/azure/active-directory/manage-apps/isv-sso-content

NEW QUESTION: 87
□□□ □□ □□□□ □□ □□□□ □□□□ □□□□ Dynamics 365 □□□ □□□□□ □□□□ □□□□□ □□ □□□□□.
□□□□□ □□□ □ □□ □□□ □□□□ □□□? □□□□□ □□ □□□□ □□□ □□□ □□□□□□.
□□: □ □□□ □□□ 1□□ □□□ □□□□.

Action	Component
Ensure that Power Automate can interact with the third-party application.	Triggers / Logic Apps / Connectors / Gateways
Periodically check for data changes in the third-party application.	Actions / Triggers / Connectors / DirectQuery

krdump.com

Answer:

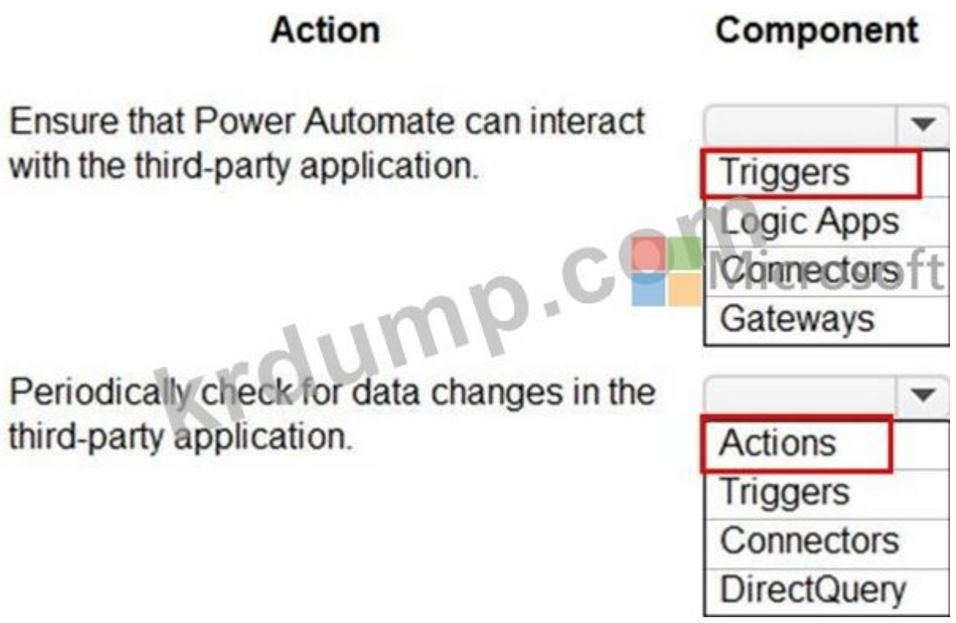

krdump.com

NEW QUESTION: 88

□□□ Power Apps□□ □□ □□□ □□□ □□ □□□ □□□□ □□□□ □□□□□ □□□. □□□ AppSource□□ □□□ Microsoft □□ □□□ □□□□ □□ □ □□□□.
□□□ □□ □□□□ □□□□ □□□.
□□□ □□□□ □□□?

A. □□□ □□ □□□□ □□□□.
B. □□□□ □ □ □□ □□□ □□□□ □□□□□ □□□□□□.
C. Microsoft Flow□ □□□□ □□□□□□□ □□□□□.
D. Microsoft□□ □□□ □□ □ □□□□ □□□□□.
E. Microsoft Azure □□□ □□□ □□□□□.

Answer: A (LEAVE A REPLY)

There are 250 + predefined connectors that you can use in your PowerApps and in your Microsoft Flows. If you do not find any that suits your needs you have the possibility to create a Custom Connector.
Note: A Custom Connector is a wrapper around a REST API (Logic Apps also supports SOAP APIs) that allows Logic Apps, Microsoft Flow, or PowerApps to communicate with that REST or SOAP API.
Reference:
https://carinaclaesson.com/2019/09/06/setting-up-a-custom-connector-from-an-openapi-file-and-utilizing-it-in-powerapps-and-flow/

NEW QUESTION: 89

□□ □□□ □□ □□□ □□□□□ OneDrive□ □□□□ Power Automate □□□ □□□□. □□□ □□□□ □□ □□□ □□□□ □□□.
□□□ □□□ □ □□ □ □□ □□□ □□□ □□□□□? □ □□□ □□□ □□□□ □□□□□. □□: □ □□□ □□□ 1□□ □□□ □□□□.

A. Power Automate □ □□□ □□□□ □□ □□□ □□□□□.
B. □□□ □□ □□ □□ □□□□□□.
C. Power Automate □□□ □□ □□ □□□□ □□□□□.
D. Power Automate □□ □□□ □□□□ □□□□□ □□□.
E. □□□□ □□□□ □□ □□□ □□□.

Answer: A,B,E (LEAVE A REPLY)

Reference:
https://docs.microsoft.com/en-us/power-automate/fix-flow-failures

NEW QUESTION: 90
□□□ □□□□ □□□ IT □□ □□□□ □□ □□□ □□□□ □□ IT □□□ □□□□ □□□ □□□ □□□□ □□ □□□□, □□□□ □□□□□ □□□□□, □□□□ □□□ □ □□□ □□□□□ □□ □□.
□□□□ □□ □□□ □□□ □ □□□ □□□ □□□□ □□□.
□□ □□□ □□□□ □□□? □□□□□ □□ □□□□ □□□ □□□ □□□□□.
□□: □□□ □□□ □□ 1□□ □□□ □□□□.

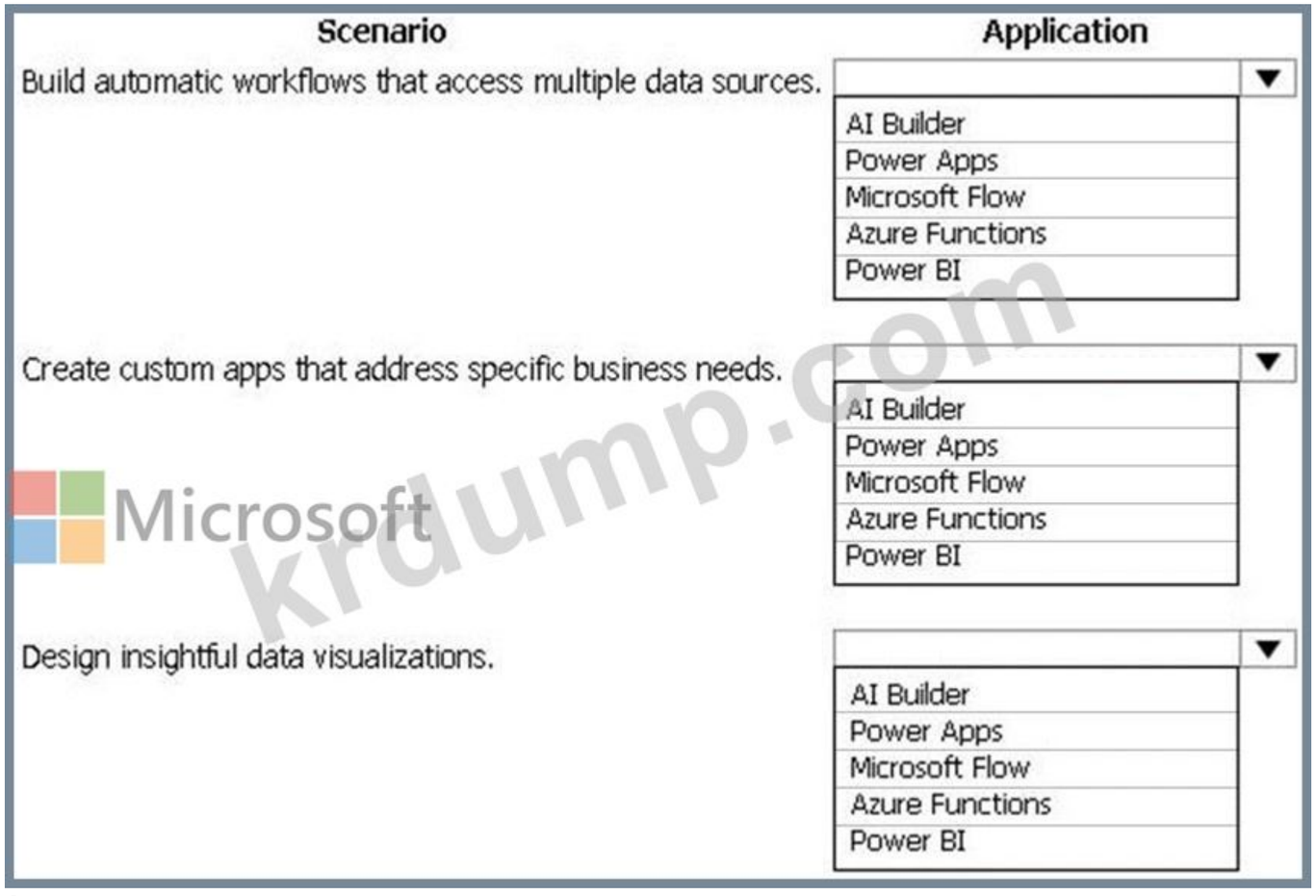

Answer:

Scenario	Application
Build automatic workflows that access multiple data sources.	AI Builder Power Apps **Microsoft Flow** Azure Functions Power BI
Create custom apps that address specific business needs.	AI Builder **Power Apps** Microsoft Flow Azure Functions Power BI
Design insightful data visualizations.	AI Builder Power Apps Microsoft Flow Azure Functions **Power BI**

krdump.com

Reference:
https://docs.microsoft.com/en-us/powerapps/powerapps-overview

NEW QUESTION: 91
□□ □□ □□ □□□ □□ □□□□□.
□□: □□ □ □□□ □□ □□ □□□ □□□□ □□ □□□□□□. □□□ □□□ □□□□ □□□□□.
□□: □□□ □□□ □□ 1□□ □□□ □□□□.

Answer:

PL-900-KR □□ □□□ □□□□□ □□ DumpTop □□ □□□□ □□□ PL-900-KR □□! DumpTop □ □□ **PL-900-KR** □□ □□□ □□□□□□, DumpTop PL-900-KR □□ □□□ □□□□□□□□ □ □□ □□□□□□□. □□□□ □□□ □□□□ □□ DumpTop PL-900-KR □□□ □□□□□. https://www.dumptop.com/Microsoft/PL-900-KR-dump.html (**417** Q&As Dumps, **30%OFF** **Special Discount: KrDump**)

NEW QUESTION: 92

□□□□ Power Platform □□□□ □□ □□□□ Microsoft Dataverse□ □□□□ □□□□.

□□: □□ □ □□□ □□ □□□ □□□ □□ □□□□□□. □□□ □□□ □□□□ □□□□□.

□□: □ □□□ □□□ 1□□ □□□ □□□□.

	Yes	No
Virtual table data is stored in Microsoft Dataverse.	○	○
Columns are used in forms and views.	○	○

Answer:

	Yes	No
Virtual table data is stored in Microsoft Dataverse.	○	○
Columns are used in forms and views.	○	○

Reference:
https://docs.microsoft.com/en-us/powerapps/developer/data-platform/virtual-entities/get-started-ve

NEW QUESTION: 93
□□□□ □□ □□ □□ □□□ □□ □□□□.
□□□□ □□□ □□□□ □□□ □□ □□□□.
□□□ □□□ □□□□ □□□.
□□ □ □□ □□□ □□□□ □□□? □ □□□ □□□□ □□□ □□□□□.
□□: □ □□□ □□□ 1□□ □□□ □□□□.
A. □□/□□□
B. □□□□□
C. □□□□
D. □□
E. □□
Answer: (SHOW ANSWER)

NEW QUESTION: 94
□□ □ □□□ □□ □□□ □□□ □□ □□□□□□. □□□ □□□ □□□□ □□□□□.
□□: □ □□□ □□□ 1□□ □□□ □□□□.

Statement	Yes	No
Power Apps apps can run only mobile devices.	○	○
Power Apps can run only with Dynamic 365 products.	○	○
If a user runs a Power Apps app that accesses information to which the user does not have access, the app grants the user permissions.	○	○

Answer:

Statement	Yes	No
Power Apps apps can run only mobile devices.	○	○
Power Apps can run only with Dynamic 365 products.	○	○
If a user runs a Power Apps app that accesses information to which the user does not have access, the app grants the user permissions.	○	○

Reference:
https://docs.microsoft.com/en-us/powerapps/powerapps-overview
https://docs.microsoft.com/en-us/powerapps/maker/canvas-apps/share-app
https://docs.microsoft.com/en-us/power-platform/admin/online-requirements

NEW QUESTION: 95
□□□ □□□□ Microsoft 365 □ Dynamics 365 □□ □□□□ □□ □□□ □□□□?
A. □□□□ SSO(Single Sign-on)□ □□□□ Microsoft 365□ Dynamics 365 □□□ □□□□ □ □□□□.
B. □□ □□□□ □□ □□□ □□ Microsoft 365□□ □□□ □□□□□ □□ □□□.
C. Common Data Services□ □□□□ □□□□□□ □□□□ □□□□□.
Answer: C (LEAVE A REPLY)

NEW QUESTION: 96
Dynamics 365 Customer Engagement□ □□□□ □□□□ Power BI □□□□□ □□□□.
□□□ Power BI □□□□□ □□□□ □□□.

□□□ □□□ □ □□ □ □□ □□□ □□□ □□□□□? □ □□□ □□□ □□□□ □□□□□.
□□: □ □□□ □□□ 1□□ □□□ □□□□.
A. Power BI □□ □□□ □□□ □□□□ □□□ □□□□□.
B. □□□□ □□□□□ □□□ □□□□□.
C. □□ □□□ Power BI□□ □□□ □ □□□ □□□□ Common Data Service□ □□□□□.
D. □□□ Power BI□□ □□□□ □ □ □□□ □□□□ Microsoft Excel□ □□□□□.
E. □□□ □□ □ □□□ □□□□ □□□□□.
Answer: (SHOW ANSWER)
A: Basic Sharing for Dashboards and Reports through a workspace is the most common way of sharing the Power BI content. Basic Sharing is very simple and easy to use method. You can simply click on the Share button in the dashboard or report, and then share it with other users.

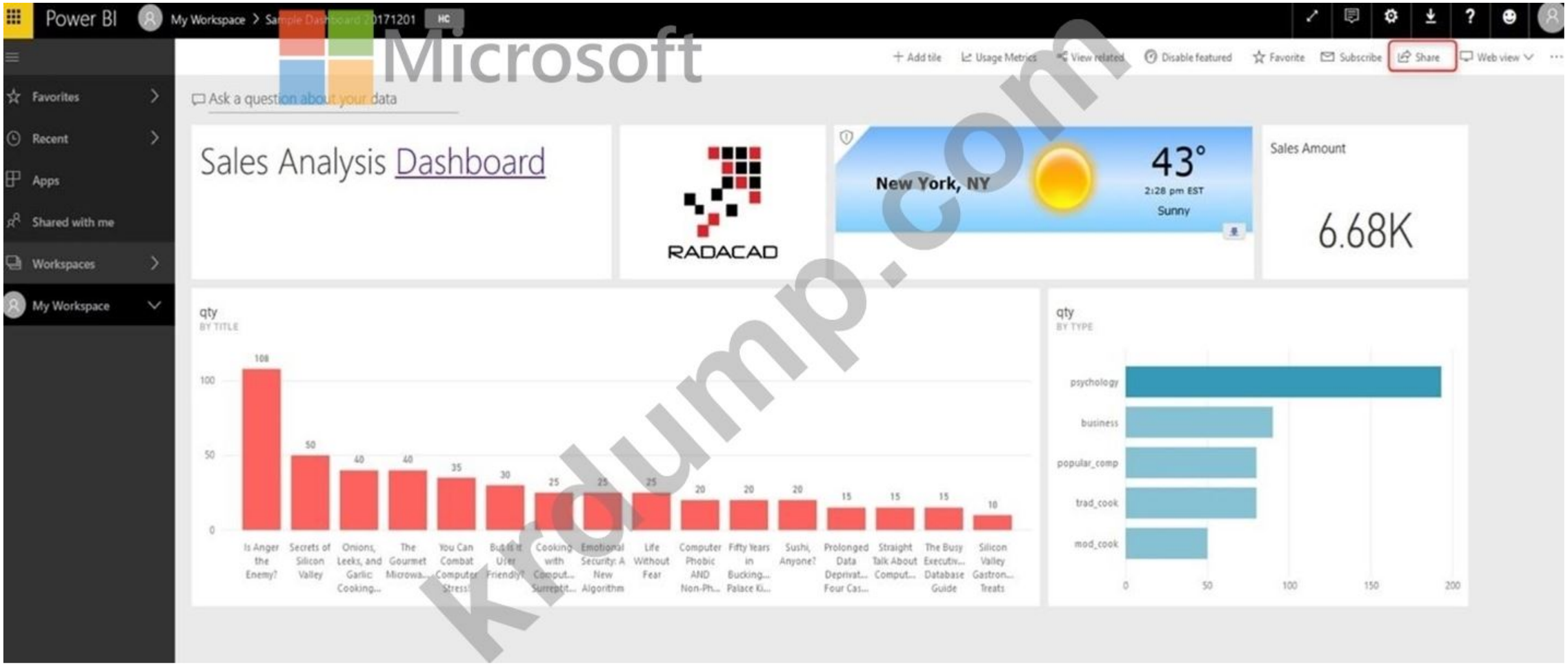

B: Apps are great sharing method for multiple environment, and best way of sharing for users in production environment.
Power BI App is the solution for multiple environment approach. With Power BI App, your development environment (workspace), and user environment (App) are isolated from each other.
Note: If you are using SharePoint online as a portal for document management and some other reasons already, then consider using Embed in SharePoint Online feature of Power BI reports. This method is secure and you can share the report only with Power BI users you want.
E: Sometimes, you don't need a secure way of sharing, you may search for an easy and free way of sharing, and your content is not confidential or sensitive. Publish to web is your friend in such situation. This is the only free way of sharing in Power BI, but be aware that this method is not secure.

Publish to web method, gives you an embed code, which you can use in any web pages to embed the Power BI report in it Reference:
https://radacad.com/power-bi-sharing-methods-comparison-all-in-one-review

NEW QUESTION: 97
□□□ □□□□ □□ □□□□□ □□□ □ □□□ □□□□□ □ □□ □□□ □□□□□.
□□□ □□ □□□ □□□□□ □□□ □□□ Power Apps□ □□□□ □□□.
□□□□□ □□□ □ □□□ □□□ □□ □□□□ □□□□□□□. □ □ □□□ □ □, □ □ □□ □□□□□ □□ □□□□ □□ □ □□□□. □□□□ □□□ □ □□□ □□ □□□ □□□ □□□□□ □ □ □□□□.
□□: □ □□□ □□□ 1□□ □□□ □□□□.

Answer:

Reference:
https://docs.microsoft.com/en-us/powerapps/maker/canvas-apps/getting-started
https://docs.microsoft.com/en-us/powerapps/maker/portals/overview

NEW QUESTION: 98
□□ □ □□□ □□ □□□ □□□ □□ □□□□□□. □□□ □□□ □□□□ □□□□□.

□□: □ □□□ □□□ 1□□ □□□ □□□□.

Statement	Yes	No
Sharing a model-driven app and sharing a canvas app both send an email with the link to the app to the users.	○	○
Administrators assign Power Platform security roles and permissions identically for canvas apps, model-driven apps, and shared apps.	○	○
You must publish both personal and system views before a user may consume them.	○	○

Answer:

Statement	Yes	No
Sharing a model-driven app and sharing a canvas app both send an email with the link to the app to the users.	☐	○
Administrators assign Power Platform security roles and permissions identically for canvas apps, model-driven apps, and shared apps.	○	☐
You must publish both personal and system views before a user may consume them.	○	☐

NEW QUESTION: 99

□□□□ Power Apps□ □□□□ □□□ □□□ □□□□ □□□□□ □□□.

□□□ □□□ □□ □□□□ □□□, □□ □□ □□ □□□□ □□□ □□□□ □□□.

□□□ □□ □□□ □□ □□□□ □□□ □□□□ □□ □□ □ □□ □□□ □□ □□□? □ □□□ □□□□ □□□ □□□□□.

□□: □□□ □□□ □□ 1□□ □□□ □□□□.

A. □□ □□□ □□□ □□□ □□ □ □□ □□□□ □□□□□?

B. □□ Microsoft Azure Active Directory(Azure AD) □□□ □□ □□□ □□ □□□□ □□□?

C. □ □□□□ □□ □□□ □□ □ □□□?

D. □□ □□ □□□□□ □□□□ □□□?

E. □□ □□□ □□□ □□□□□?

Answer: (SHOW ANSWER)

NEW QUESTION: 100

Power BI □□□□□ □□ □□□□□ □ □□ □□□ □□□□ □□□. □□□ □□□□ □□□?

A. □□□

B. □□ □□□ □□□

C. □□

D. □□ □□

Answer: C (LEAVE A REPLY)

NEW QUESTION: 101
□□□□ Dynamics 365 Sales□ □□□□□. □□□ □□□ □□□ Power Automate □□□ □□□□ □□ □□□□□ □□□ □□□□ □□□□.
□□ □□□□ □□□ □□□□. □□ □□□□ □□ □□□ □□□□□□□.
□ □□ □□□□ □□□ □□□ □ □□□ □□ □□□□ □□□□ □□□ □□ □□□.
□□□ □□ □□□?
A. □□□ □□□□ □□ □□ □□□ □□□ □□□□ □□□□ □□□□ □□□ □□□□□□.
B. □□□ □□□□ □□□ □□□□ □□□□ □□ □□ □□□ □□□□□ □□□□□□.
C. □ □□ □□□□□ □□□ □□ □□□□ □□ □□□□ □□ □□□ □□□ □□□□□.
D. □□□ □□□□ □□□ □□□□□ □□ □□ □□□ □□□ □□□□ □□□□□ □□□□ □□□□□ □□□□□.
E. □□□ □□ □□□□□ □□ □□□□ □□□□ □□□□ □□□ □□□□.
Answer: B (LEAVE A REPLY)
Reference:
https://www.inogic.com/blog/2020/09/power-automate-send-an-email-using-the-email-template-part-1/

NEW QUESTION: 102
□□□ □□□□□ □□ □□□ □□□ □□ □□□□ □□□□ □□□ □□□□□ □□□ □□□□□.
□□ □□□ □□□□□□□ □□ □□ □□□□□□□□ □□□□□ □□□. □ □□□ Microsoft SQL Server Integration Services(SSIS) □□□□ □□□□ □□□□□ □□□□□□ □□□□□ □□ ERP(Enterprise Resource Planning) □□□□□ □□□□ □□□□□.
□□□ □□□ □□ SSIS □□□□ □□□□ □□□.
□□□ □□□□ □□□□ □□ □□□ □□ □□□ □□□□ □□□?
A. □□□ □□□□□□ □□□□□
B. □□ □□□ □□□
C. Microsoft Azure □□□ □□□
D. Power Virtual Agents
Answer: A (LEAVE A REPLY)

NEW QUESTION: 103
□ □□□ □□□□ □□□□ □□□ □□□ □□□□ □□□□. □□ □□ □□□ □□ □□□□□□.
□□□ □□□□□□ □□□ □□□□□□ □□□□ □□ □□ □□□ □□□ □ □□□ □□□□ □□□.
□□ □□□ □□□□ □□□?
A. Power Virtual Agents □□
B. □□ □□□ □□□
C. Power Automate □□
D. □□ BI
Answer: B (LEAVE A REPLY)

NEW QUESTION: 104
Power Apps □ □□□ □□ □□□ □□ □□□ □□□□.
□□ □□□ □□□□ □□□? □□□□□ □□ □□□□ □□□ □□□ □□□□□□.
□□: □ □□□ □□□ 1□□ □□□ □□□□.

Answer Area

Statement	Component
A Power Apps app can trigger this when a condition is met.	connector Power Automate flow gateway solution
Actions and triggers are properties of a	connector gateway solution

Answer:

Answer Area

Statement	Component
A Power Apps app can trigger this when a condition is met.	connector Power Automate flow gateway solution
Actions and triggers are properties of a	connector gateway solution

NEW QUESTION: 105

Power Automate □□□ □□□ □□□□.

Microsoft Excel Azure Data Lake □ GitHub□ □□□ □□ □□□□ □□□□ □□□□ □□□.

□□□ □□□□ □□□? □□□□□ □□□ □□ □□□ □□□ □□□ □□□ □□□□□□□□. □ □□ □□□ □ □, □ □ □□ □□□□□ □□ □□□□ □□ □ □□□□. □□□□ □□□ □ □□□ □□ □□□ □□□ □□□□□ □ □ □□□□.

□□: □ □□□ □□□ 1□□ □□□ □□□□.

Components

- Connector
- Expression
- Formula

Answer Area

Data source	Component
Microsoft Excel	
Azure Data Lake	
GitHub	

Answer:

NEW QUESTION: 106
□□□□ □□□ □□□□□ □□ Power Automate□ □□□□ □□□□.
□□ □□ □□ □□□□ □□□□ □□ □□□ □□□ □ □□□□□ □□ □□□□ □□□ Power Automate □□□ □□□□□.
* □□□□ □□ □□ □□□ □□□□□.
* □□□□ □□□ □□ □□□□.
□□□ □□ □□□ □□ □□ □□□ □□□ □ □ □□□ □□□□ □□□. □□□ □□□□ □□□?
A. □□□
B. □□
C. □□□ □□
D. □□
E. □□□
Answer: B (LEAVE A REPLY)

PL-900-KR □□ □□□ □□□□□ □□ DumpTop □□ □□□□ □□□ PL-900-KR □□! DumpTop □ □□ **PL-900-KR** □□ □□□ □□□□□□, DumpTop PL-900-KR □□ □□□ □□□□□□□□ □ □□ □□□□□□□. □□□□ □□□ □□□□ □□ DumpTop PL-900-KR □□□ □□□□□. https://www.dumptop.com/Microsoft/PL-900-KR-dump.html (**417** Q&As Dumps, **30%OFF Special Discount: KrDump**)

NEW QUESTION: 107
□□□□□ Microsoft Teams □□□□ Power Virtual Agents □□□ □□□□□.
□□□ □□□ □ □□ □□□ □□□□ □□□.
□□□ □□□ □ □□ □ □□ □□□ □□□□□? □ □□□ □□□ □□□□ □□□□□.
□□: □ □□□ □□□ 1□□ □□□ □□□□.
A. □□ □ □□□□ □□ □□□ □□□ □□□ □ □□□□.
B. □□ □□□ □□□ □□ □□ □□□□ □□ □□□ □□□□□□.
C. PDF □□□ □□□□□ □□□□□.
D. □□□ □□□ □□ □ □□ □□ □□□ □□□□ □□□ □□□□□.
Answer: (SHOW ANSWER)

NEW QUESTION: 108
Microsoft Power Platform □□□□ □□ □□□□. □ □□□□ Microsoft Excel, Microsoft Dataverse □□□□□□ □ Azure SQL □□□□□□□ □□□ □□□□ □□□□□.
□□□□ □□ □□ □□□ □□□□ □□□ □□□□ □□□ □□□ □ □□□ □□□ □□ □□□ □□□ □□□□ □□□.

□□□□ □□□ □□□□ □□□.
□□ □□□ □□□□ □□□?
A. □□ BI
B. □□ □□□
C. Power Platform Center of Excellence □□□ □□
D. Power Virtual Agents
Answer: (SHOW ANSWER)

NEW QUESTION: 109
□□ □□□ IoT(□□ □□□) □□□ □□□□ □□□ □□ □□□□ □□□ □□□□□□□.
□□ IoT □□□□ □□□□□□ □□ □□□□ □□□ □□□□□ □□□□.
Power BI □□□ □□□□□□ IoT □□□□□ □□ □□□ □□□ □□□□ □□□.
□□ □□□ □□□□ □□□?
A. □□□ □□ □□ □□□ □□
B. □□□□ □□□ □□
C. □□□ □ □□□ □□
D. Power BI □□□ □□
E. □□ □□□
Answer: (SHOW ANSWER)
https://docs.microsoft.com/en-us/power-bi/service-real-time-streaming
https://powerbi.microsoft.com/en-us/blog/using-power-bi-real-time-dashboards-to-display-iot-sensor-data-astep- by-step-tutorial/

NEW QUESTION: 110
□□□□ Power BI□ □□□□ □□□□ □□□□ □□□□ □□□□ □□□□□.
□□ □ □□□ □□ □□□ □□□ □□ □□□□□□. □□□ □□□ □□□□ □□□□□.
□□: □ □□□ □□□ 1□□ □□□ □□□□.

Statement	Yes	No
You can display data aggregates and raw data in a Power BI report.	○	○
You can display related data from Dynamics 365 Customer Engagement and Excel in the same Power BI report.	○	○
You create a Power App to supply data for a Power BI report. You can modify the data directly in the report.	○	○

MicroSoftdump.com

Answer:

Statement	Yes	No
You can display data aggregates and raw data in a Power BI report.	☐	☐
You can display related data from Dynamics 365 Customer Engagement and Excel in the same Power BI report.	☐	☐
You create a Power App to supply data for a Power BI report. You can modify the data directly in the report.	☐	☐

Reference:
https://docs.microsoft.com/en-us/power-bi/desktop-aggregations
https://docs.microsoft.com/en-us/power-platform/admin/use-power-bi
https://powerapps.microsoft.com/sv-se/blog/powerbi-powerapps-visual/

NEW QUESTION: 111
□□□□ Power Apps□ □□□□□.
□□□ □□ □□□ □□□□ □□□.
□□ □□ □□□ □□□□ □□□? □□□□□ □□□ □□ □□□ □□□ □□ □□□□ □□□□□□. □ □□ □□□ □ □, □ □ □□ □□□□□ □□ □□□□ □□ □ □□□□. □□□□ □□□ □ □□ □ □□ □□□ □□□ □□□□□ □ □ □□□□.
□□: □ □□□ □□□ 1□□ □□□ □□□□.

Admin centers

- Azure Active Directory
- Dynamics 365 Admin center
- Power Apps Admin center
- Power BI Admin portal

Answer Area

Requirement	Admin center
Create user accounts for Power Apps.	Admin center
Assign the Environment Maker role to a user.	Admin center

Answer:



Reference:
https://docs.microsoft.com/en-us/power-platform/admin/environments-administration
https://docs.microsoft.com/en-us/dynamics365/marketing/dynamics-365-admin-center
https://powerapps.microsoft.com/sv-se/blog/introducing-admin-center-for-powerapps/

NEW QUESTION: 112
Power Apps □□ □□□ □□□□. □□ □□□ □□ □□□ □□ □□□ □ □□□ □□□□□ □□□. □□ □ □□□ □□ □□ □□□ □□□ □□ □□□□□□. □□□ □□ □□ □□□□ □□□□□. □ □: □□□ □□□□ 1□□ □□□ □□□□.

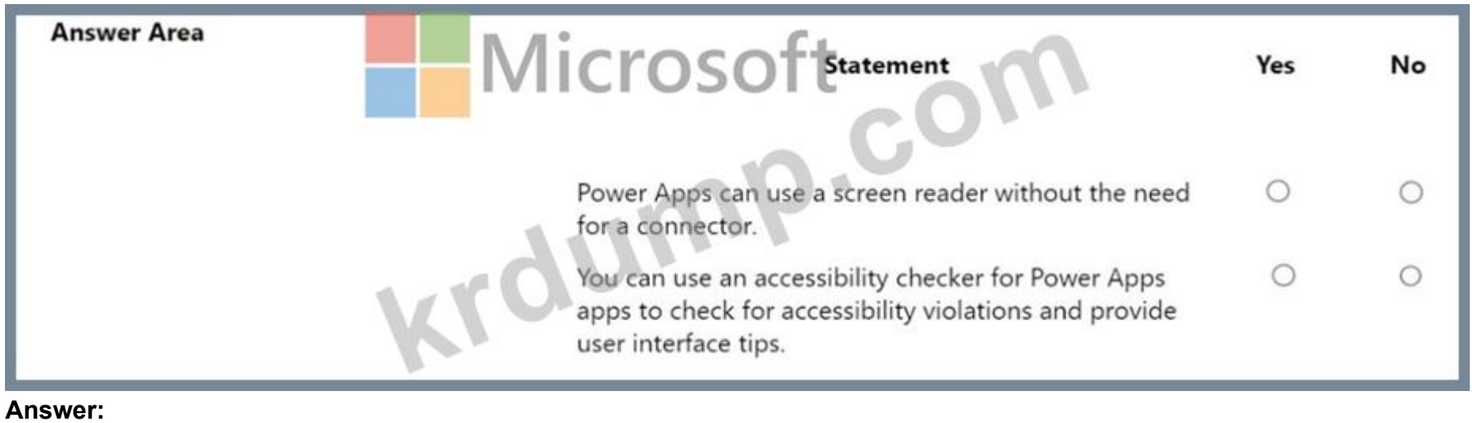

Answer:

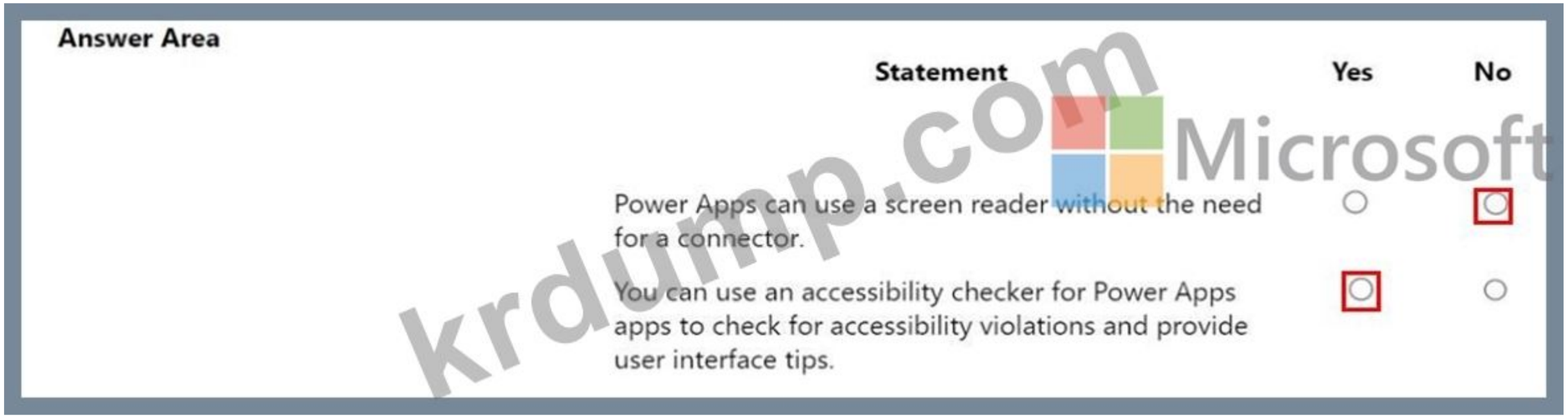

NEW QUESTION: 113

□□□ Power Platform □□□□ Power Apps□ □□□ □□□□□.

□□ □□ □□ □□□ □□□□ □□□.

□ □□□ □□ □□□ □□□□□□. □□□□□ □□ □□□ □□□ □□□□ □□□ □□□ □□□□□□. □ □□□ □ □, □□ □ □□□□□ □□ □□□□ □□ □ □□□□.

□□: □□□ □□□ □□□ 1□□ □□□ □□□□.

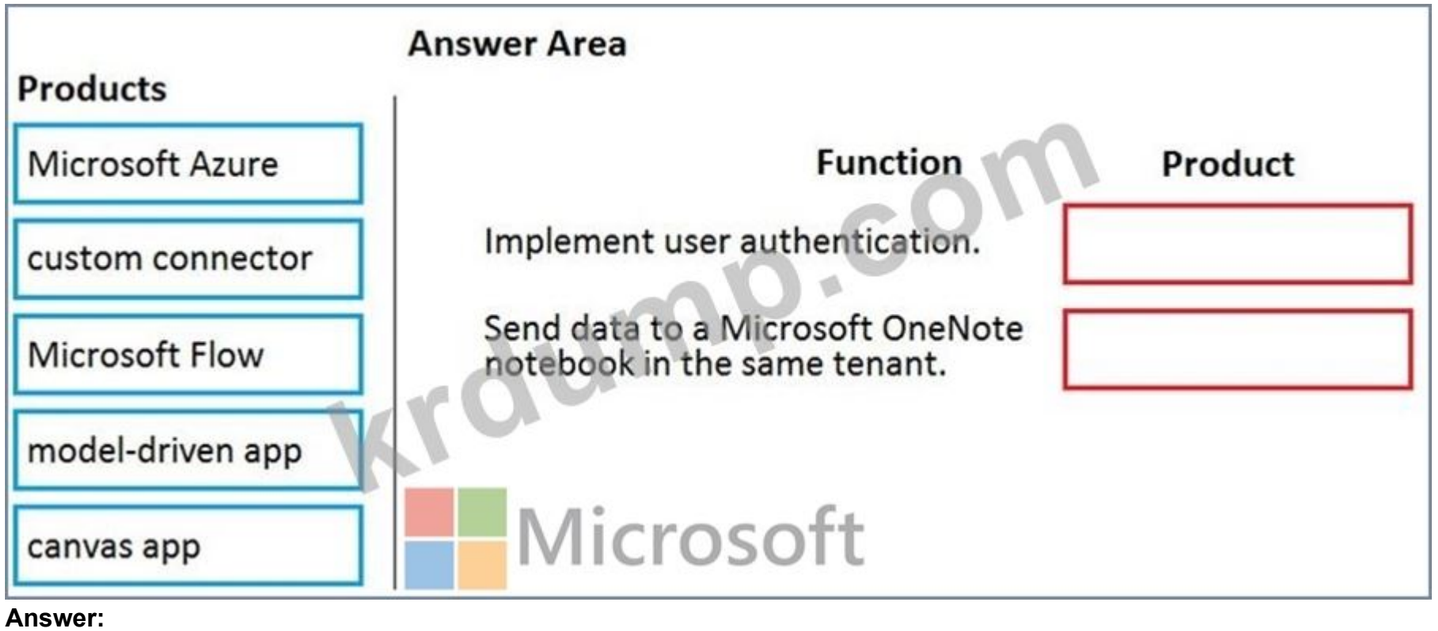

Answer:

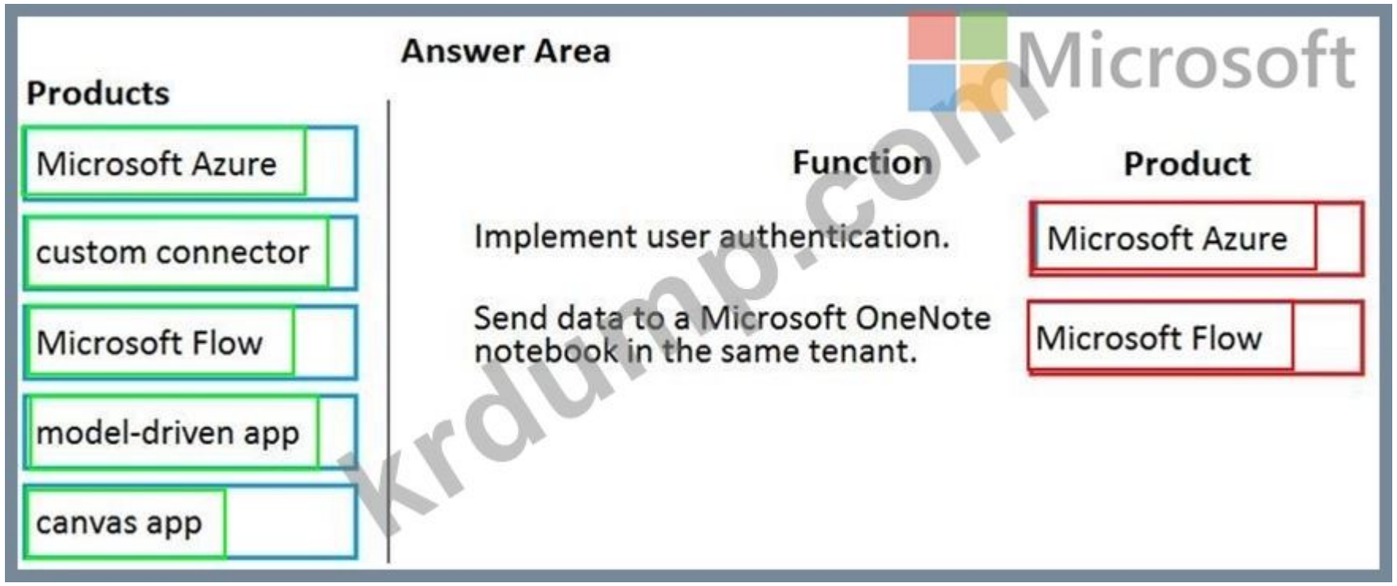

Reference:
https://powerapps.microsoft.com/en-us/blog/implementing-role-based-permission/
https://www.encorebusiness.com/blog/powerapps-flow-can/

NEW QUESTION: 114
□ □□□□ □□□ □□□□□□ □□□ □□□□□. □□□ □□□□ □ □□□ □□□□ □□□.
User1□□□ □□□ □□□ □□□□□ □□□.
User1□ □□□□ □□□ □ □□□ □□□□ □□□.
□□□ □□ □□□?
A. □□ □□□□ □□ □□□ □□□□□□.
B. Microsoft Azure DevOps□ User1□ □□□□□□.
C. User1□□ □□ □□□ □□□□□□.
D. Microsoft Azure DevOps□ □□ □□□□ □□□□□□.
Answer: A (LEAVE A REPLY)

NEW QUESTION: 115
□□□ □□ □□ □ □□ □□□ □□□ □□□□ Power Platform □□ □□ □□□□□.
□□ □ □□□ □□ □□□ □□□ □□ □□□□□□. □□□ □□□ □□□□ □□□□□.
□□: □ □□□ □□□ 1□□ □□□ □□□□.

Statement	Yes	No
Custom connector cannot be used if a standard connector for the service is available.	○	○
Custom connectors are supported in instant flows only.	○	○
Standard and custom connectors cannot be mixed within the same flow or app.	○	○

Answer:

Statement	Yes	No
Custom connector cannot be used if a standard connector for the service is available.	○	○
Custom connectors are supported in instant flows only.	○	○
Standard and custom connectors cannot be mixed within the same flow or app.	○	○

Reference:
https://docs.microsoft.com/en-us/powerapps/maker/canvas-apps/connections-list

NEW QUESTION: 116
Power Apps □□□ □□ □□□□.
□□□ □□ □□□ □ □□□ □□□□ □□□.
□□□ □□ □□□?
A. □□ □□□□□.
B. □□□□ □□ URL□ □□□□.
C. □□ □□ □□□□□ □□□□□.
D. □□ □□ □□□ □□□□.
Answer: A (LEAVE A REPLY)
Reference:
https://docs.microsoft.com/en-us/powerapps/maker/canvas-apps/share-app

NEW QUESTION: 117
□□□ □□ □□□□ □□□□ □□□□.
□□ □□□□ □□□□ □□□□ □□□□ □□□.
□□ ERP(Enterprise Resource Planning) □□□□ □□□ Microsoft Dataverse Microsoft Excel □□ □□□□□ □□□□□□ □□ □□ □ □□□□ □□ □□□□ □□□□□ □□□.
□□□□ □□□□ □□□.
□□□ □□□□ □□□?

A. □□ □□□□□
B. □
C. □□□□
D. □□□
Answer: C (LEAVE A REPLY)

NEW QUESTION: 118
□□□□ Common Data Service □□□ □□ □□□□□.
□□ □ □□□ □□ □□□ □□□ □□ □□□□□□. □□□ □□□ □□□□ □□□□□.
□□: □ □□□ □□□ 1□□ □□□ □□□□.

Statement	Yes	No
You can create a Common Data Service environment in the Power Platform Admin center.	○	○
You must enable data encryption after you create a Common Data Service environment.	○	○
You can control security roles and privileges in a Common Data Service Environment from the Power Apps Admin center.	○	○

Answer:

Statement	Yes	No
You can create a Common Data Service environment in the Power Platform Admin center.	○	○
You must enable data encryption after you create a Common Data Service environment.	○	○
You can control security roles and privileges in a Common Data Service Environment from the Power Apps Admin center.	○	○

Reference:
https://docs.microsoft.com/en-us/power-platform/admin/create-database
https://docs.microsoft.com/en-us/power-platform/admin/database-security

NEW QUESTION: 119
□□ □ □□ □□□ □□□□ □□□ □□ □□ □□ □□ □□ □□□□□. □□ □□ □□ □□□ □□□□ □□□.
* □□□□ □□□□ □□□□ □□□□ □□□□ □□□□.
* □□ □□ □ □□ □□ □□□ □□□ □□□ □□□□ □□□.

□□ □□ Power Automate □□□ □□□□ □□□.



Answer:

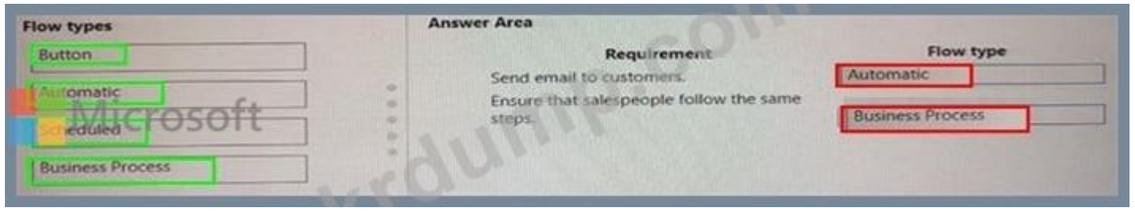

NEW QUESTION: 120

□□□ □□□□□ □□□□. □□□□□□ □□□ □□□ □□ □□□ □□□ □ □□ □□□ □□□□ □□□□.
□□□ □□□ □□ □ □□□□□ □□ □□□ □□ □ Dynamics 365 Sales□□ □□ □□□ □□□□ □□□□ □□□□□ □□□□ □□□.
□□□ □□□□ □□□?

A. □□ □□
B. □□ □□□ □□
C. Dynamics 365 □□□□
D. □□□□ □□□□ □□
Answer: (SHOW ANSWER)
Reference:
https://trellispoint.com/create-crm-leads-using-microsoft-flow/

NEW QUESTION: 121

□□□ □□ □□ □□□ □□□ □□□□ □□□ □□ □□□□.
□□ □□ □□□ □□□□□ □□ □□ □□□□ □□ □ □□ □□ □□□ □ □□ □□ □□□ □ □□□ □□□□ □□□.
□□ □□□ □ □□□ □□□□ □□□.
□□ □ □□ □ □□□ □□□□ □□□? □ □□□ □□□ □□□□ □□□□□.
□□ □ □□□ □□□ 1□□ □□□ □□□□.

A. □□□
B. □□□□□
C. □□□□
D. □□□
E. iOS
Answer: A,D (LEAVE A REPLY)

PL-900-KR □□ □□□ □□□□□ □□ DumpTop □□ □□□□ □□□ PL-900-KR □□! DumpTop □ □□ **PL-900-KR** □□ □□□ □□□□□□, DumpTop PL-900-KR □□ □□□ □□□□□□□□ □ □□ □□□□□□□. □□□□ □□□ □□□□ □□ DumpTop PL-900-KR □□□ □□□□□. https://www.dumptop.com/Microsoft/PL-900-KR-dump.html (**417** Q&As Dumps, **30%OFF** **Special Discount: KrDump**)

NEW QUESTION: 122

Power Automate□ □□□ □ □□ □□□□□ □□□□□?

□□ □ □□□ □□ □□□ □□□ □□ □□□□□□. □□□ □□□ □□□□ □□□□□.

□□: □ □□□ □□□ 1□□ □□□ □□□□.

Statement	Yes	No
Notify team members when a response is recorded in a form in Microsoft Forms.	○	○
When email is received, save email attachments to OneDrive for Business.	○	○
Receive notifications when negative comments about the company are posted on Twitter.	○	○

Answer:

Statement	Yes	No
Notify team members when a response is recorded in a form in Microsoft Forms.	○	○
When email is received, save email attachments to OneDrive for Business.	○	○
Receive notifications when negative comments about the company are posted on Twitter.	○	○

Reference:

https://flow.microsoft.com/en-us/galleries/public/templates/b923bbd04bda11e78896d10a96d3fac3/notify-the-team-when-a-new-response-is-submitted/

https://flow.microsoft.com/en-us/galleries/public/templates/65ceb79430ef4956a0855fbe09249cdf/save-office-365-email-attachments-to-onedrive-for-business/

https://flow.microsoft.com/en-us/blog/get-notified-of-negative-posts/

NEW QUESTION: 123

□□□ □□ Power Virtual Agents □□□ □□□□ □□□□.

□□ □□□ □□ □□□ □□□ □□□□□ □□□.

□□□ □□□□ □ □□□ □ □□ □□□ □□□□□?
A. Power Virtual Agent □□□
B. □□ □
C. □□ □□□□□
D. □□ BI
Answer: (SHOW ANSWER)
Reference:
https://docs.microsoft.com/en-us/power-virtual-agents/advanced-flow

NEW QUESTION: 124
□□□ Power Apps □□□ □□ □□□□ □□□ □□□□□. □□□ □□ Microsoft SharePoint □□□ □□□□ □□□ □□□□□.
□□□□ □□□ Microsoft Dataverse □□□□□ □□□□ □□□□□.
□□ □□□□□ □□□□□ □□□.
□□ □□□ □□□□ □□□□ □□□□ □□□.
□□□ □□□ □□ □□□?
A. □□□ □□ Power Automate □□□□ □□□ □□□□□.
B. Power Automate □□□□ □□□ □□□□ □□□□ □□□□ □□□ □□□□.
C. □□□□ □□□□ □□ Power Automate □□□□ □□□ □□□□□.
D. OnSave □□□□ □□ Power Apps Component Framework(PCF) □□□□ □□□□.
E. OnLoad □□□□ □□ Power Apps Component Framework(PCF) □□□□ □□□□.
Answer: (SHOW ANSWER)

NEW QUESTION: 125
Power App □□□ □□□□.
□□□□ □□□ □□□□□ □□ □□□ □□□□□. □□□□ □□ □ □□□□. □□□□ □□□ □□□ □□□□ □□□□□.
□□□ □□□ □□□□ □□□.
□□□ □□ □□□?
A. □□□ □□ □□ □□□□ □□□□□□□.
B. □□□ □□ □□ □□□□ □□□□.
C. Lifecycle Services□□ □□ □□□ □□□□□□.
D. □□ □□ □□□ □□□□□□.
Answer: C (LEAVE A REPLY)
Reference:
https://docs.microsoft.com/en-us/dynamics365/fin-ops-core/dev-itpro/lifecycle-services/monitoring-diagnostics
https://docs.microsoft.com/en-us/dynamics365/fin-ops-core/dev-itpro/lifecycle-services/user-logins

NEW QUESTION: 126
□□□□ Power Platform□ □□□□□.
□□□□ □□ □□□□ □□ □□□□ □□□ □ □□□ □□ □□□. □□ □□□□□ □□□ □□□ □□□□ □ □□ □□□ □□□ □□□□ □□□ □□□□ □□□ □□□ □□□ □ □□□ □□ □□□.
□□□ □□ □□ □□□ □□□□ □□□□ □□□□ □□□.
□□ □ □□ □□□ □□□ □□□□ □□□? □ □□□ □□□□ □□□ □□□□□.

□□: □ □□□ □□□ 1□□ □□□ □□□□.
A. □□□ □□□□ □□
B. □□ □□ □□
C. □□ □□ □□
D. □□□ □□ □□
E. □□ □□□ □□ □□
Answer: (SHOW ANSWER)
Reference:
https://docs.microsoft.com/en-us/power-platform/admin/wp-data-loss-prevention
https://docs.microsoft.com/en-us/power-platform/admin/create-dlp-policy

NEW QUESTION: 127
CDM(Common Data Model)□ □□ □□ □□□ □□ □□□ □□□□ □□□.
□ □□□ □□ □□□ □□□□□□.
□□: □□□□□ □□ □□□ □□□ □□□ □□ □□□ □□□□□□□. □ □□□ □ □, □□ □ □□□□□ □□ □□□□ □□ □ □□□□. □□□ □□□ □□□ 1□□ □□□ □□□□.
□□: □ □□□ □□□ 1□□ □□□ □□□□.

Answer:

NEW QUESTION: 128
A □□□ □□□ □□□□ □□□□ □□□□□. □□□ Dynamics 365 Sales□ □□□□ □□ □□□ □□□□□.
□□□□ □□ □□□ □□□□ □□□ □□□□ □□□ □□□ □□□.
□□ □□□ □□□□□ □□ Power Platform □□ □□□ □□□□ □□□.
□□ □ □□ □□ □□□ □□□□ □□□? □ □□□ □□□□ □□□ □□□□□.
□□: □ □□ □□□ 1□□ □□□ □□□□.
A. Common Data Service □□□
B. □□ BI
C. □□ □□□□□
D. AI □□
Answer: A,C (LEAVE A REPLY)

Reference:
https://www.powerobjects.com/blog/2019/04/05/flow-approval-process/

NEW QUESTION: 129
□□□□□□ AI Builder□ □□□ □□□□□.
□□ □□□ □□□ □ □□□□?
□□ □ □□□ □□ □□□ □□□ □□ □□□□□□. □□□ □□□ □□□□ □□□□□.
□□: □ □□□ □□□ 1□□ □□□ □□□□.

Statement	Yes	No
You can use a text classification model in AI Builder to retrieve text and analyze its meaning.	○	○
You can tag Instagram posts that mention your new product.	○	○
You can send results about the number of mentions of your new product in Instagram to Power BI for inclusion on a dashboard.	○	○

Answer:

Statement	Yes	No
You can use a text classification model in AI Builder to retrieve text and analyze its meaning.	○	○
You can tag Instagram posts that mention your new product.	○	○
You can send results about the number of mentions of your new product in Instagram to Power BI for inclusion on a dashboard.	○	○

Reference:
https://docs.microsoft.com/en-us/ai-builder/text-classification-model-in-flow

NEW QUESTION: 130
□□□ □□□ □□□□ □□ □□ □□ □□□□ □□□ □□□□□□.
□□□ □□□□□ □□□ □□ □□□ □□□ □ □□ □□□ □□ □□□□ □□□. □□□ □□ Microsoft Dataverse□ □ □□□□□ □□□□□.
□□ □□□ □□ □□□ □□□ □□□□ □□□.
□□□ □□□□ □□□?
A. Microsoft Azure □□
B. Power Apps □□□ □□

C. Microsoft Power Platform □□ □□
D. Microsoft 365 □□ □□
Answer: (SHOW ANSWER)

NEW QUESTION: 131
□□ □□ □□ □□□ □□□□.
□□ □□□ □□□□ □□□.
□□□□ □□ □□ □□> □□□□□ □□ □□□□ □□□ □□□ □□□□□.
□□: □ □□□ □□□ 1□□ □□□ □□□□.

Answer:

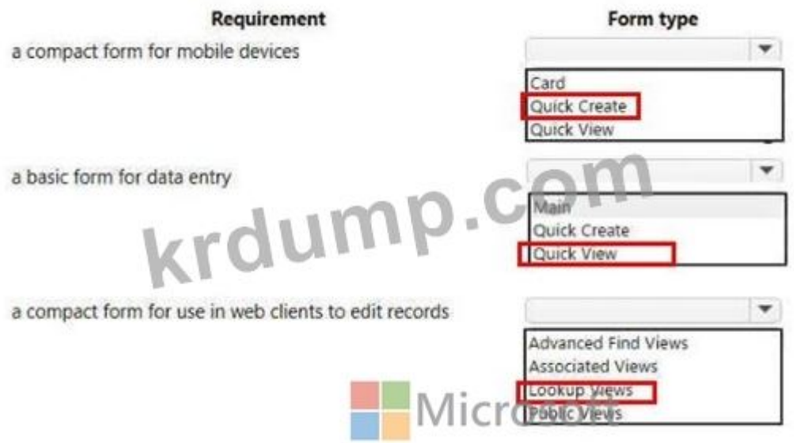

NEW QUESTION: 132
□□□ Power Platform □□ □□□ □□□□ □□□□ □□□□□ □□□□□.
□□□ □□ □□ □□□□ □□□□ □□□ □□ □□□ □□ □□ □□□ □□□□ □□□ □□□□□ □□□.
□□□□ □□□□□ AI Builder□ □□□□ □□□.
□□ □ □□ □□□ □□□□ □□□□ □□□? □□□□□ □□ □□□□ □□ □□□ □□ □□□□ □□□□ □□□ □□□ □□□□□□.

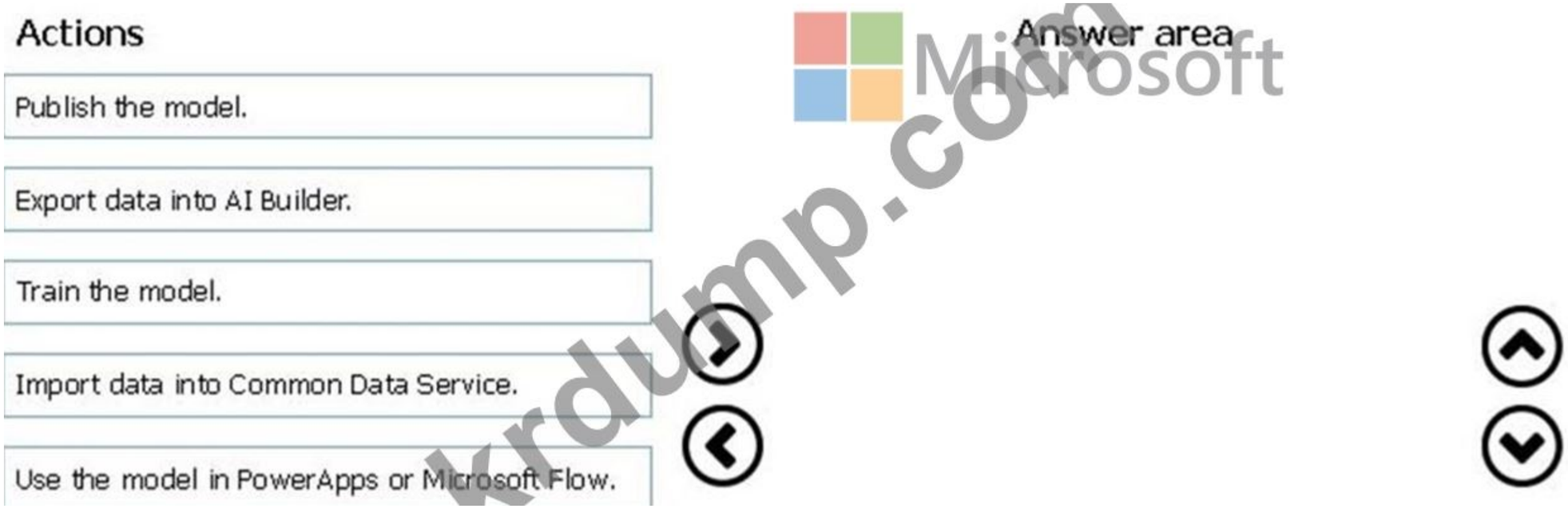

Answer:

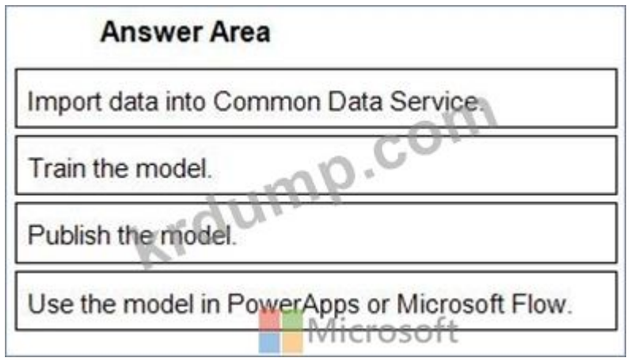

1 - Import data into Common Data Service.
2 - Train the model.
3 - Publish the model.
4 - Use the model in PowerApps or Microsoft Flow.
Reference:
https://docs.microsoft.com/en-us/ai-builder/build-model

NEW QUESTION: 133
□□□□ Power Apps□□ □ □□ □□□ □□ □□□ □□□□.
□□□□ □□□ □ □□ □□□ □□□ □□□□.
□□□□ □□ □□□□ □□□□ □□□.
Power Apps□□ □□ □□□ □□□□ □□□□□ □□□□□□□□□? □□□□□ □□ □□□ □□ □□□□ □□□ □□□□ □□□□□□.
□□: □ □□□ □□□ 1□□ □□□ □□□□.

Scenario	Control
View the date, time, and location of upcoming internal meetings.	Meeting-screen template Gallery List box
Create a meeting request from within the app.	Meeting-screen template Gallery List box
Drill down into customer contact records in Dynamics 365 Sales to view a photo of a customer you are meeting.	Image People-screen template Add picture

krdump.com
Microsoft

Answer:

Scenario	Control
View the date, time, and location of upcoming internal meetings.	Meeting-screen template Gallery List box
Create a meeting request from within the app.	Meeting-screen template Gallery List box
Drill down into customer contact records in Dynamics 365 Sales to view a photo of a customer you are meeting.	Image People-screen template Add picture

krdump.com
Microsoft

Reference:
https://docs.microsoft.com/en-us/powerapps/maker/canvas-apps/screen-templates/meeting-screen-overview

PL-900-KR □□ □□□ □□□□□ □□ DumpTop □□ □□□□ □□□ PL-900-KR □□! DumpTop □ □□ **PL-900-KR** □□ □□□ □□□□□□, DumpTop PL-900-KR □□ □□□ □□□□□□□□ □ □□ □□□□□□□. □□□□ □□□ □□□□ □□ DumpTop PL-900-KR □□□ □□□□□. https://www.dumptop.com/Microsoft/PL-900-KR-dump.html (**417** Q&As Dumps, **30%OFF Special Discount: KrDump**)