

Microsoft.PL-900-KR.v2024-01-03.q132

□□□□:	PL-900-KR
□□□□:	Microsoft Power Platform Fundamentals (PL-900 Korean Version)
□□□:	Microsoft
□□ □□ □□□:	132
□□:	v2024-01-03
# □□ □:	592
# □□ □□□:	1320
https://www.krdump.com/Microsoft.PL-900-KR.v2024-01-03.q132.html	

NEW QUESTION: 1

A □□□ □□□ □□□□ □□□□ □□□□□. □□□ Dynamics 365 Sales□ □□□□ □□ □ □□□□□.

□□□□ □□ □□□ □□□□ □□□ □□□□ □□□ □□□ □□□.

□□ □□□ □□□□□ □□ Power Platform □□ □□□ □□□□ □□□.

□□ □ □□ □□ □□□ □□□□ □□□? □ □□□ □□□□ □□□ □□□□□.

□□: □ □□ □□□ 1□□ □□□ □□□□.

A. Common Data Service □□□

B. □□ BI

C. □□ □□□□□

D. AI □□

Answer: A,C ([LEAVE A REPLY](#))

Reference:

<https://www.powerobjects.com/blog/2019/04/05/flow-approval-process/>

NEW QUESTION: 2

□□□ □□□□ Microsoft 365 □ Dynamics 365 □□ □□□□ □□ □□□ □□□□□?

A. □□□□ □□□□ □□□ □□□ □□□□.

B. □ □ □□□ □□□□ □□□□□.

C. Power BI□ □□□□ □ □□□□ □□□□ □□□□ □□□ □ □□□□.

D. SSO(Single Sign-On)□ □□□ □ □□□□.

Answer: ([SHOW ANSWER](#))

Reference:

<https://docs.microsoft.com/en-us/power-platform/admin/use-power-bi>

NEW QUESTION: 3

□□□□ □□ □□□ □□□□ □□□ Dynamics 365 Customer Service□ □□□□□ □□□.

□□□ □□□ □□ □□ □□□ □□□□.
 □□□ □□□ □□□ □□□□□ □□□ □ □□ □□□□□□□□ □□□□□.
 □□□ □ □□ Microsoft Excel □□□□□□□□ □□□□ □□□□ □□□□□.
 □□□ □□□ □□□ □□□ □ □□ □□□ □□□□□.
 □□ □□□ □□□□ □□ □□□ □□ □□□□□ □□□□ □□□.
 □□ □□□□□□ □□□□ □□□? □□□□□ □□ □□□□ □□□ □□□ □□□□□□□.
 □□: □ □□□ □□□ 1□□ □□□ □□□□□.

Requirement	Application
Automatically import data from a Microsoft Excel spreadsheet once a day.	<input type="text"/> Custom Connector Azure Data Lake Power Automate Power BI
Provide a chatbot that can assist customers who need support.	<input type="text"/> Power Virtual Agent Power Automate

Answer:

Requirement	Application
Automatically import data from a Microsoft Excel spreadsheet once a day.	<input type="text"/> Custom Connector Azure Data Lake Power Automate Power BI
Provide a chatbot that can assist customers who need support.	<input type="text"/> Power Virtual Agent Power Automate

Explanation

Graphical user interface, text, application, chat or text message Description automatically generated

Requirement	Application
Automatically import data from a Microsoft Excel spreadsheet once a day.	<div data-bbox="1065 248 1513 293">▼</div> <ul style="list-style-type: none"> <li data-bbox="1065 297 1396 342">Custom Connector <li data-bbox="1065 347 1362 392">Azure Data Lake <li data-bbox="1065 396 1362 441">Power Automate <li data-bbox="1065 445 1228 490">Power BI
Provide a chatbot that can assist customers who need support.	<div data-bbox="1065 533 1513 577">▼</div> <ul style="list-style-type: none"> <li data-bbox="1065 582 1417 627">Power Virtual Agent <li data-bbox="1065 631 1362 676">Power Automate

Reference:

<https://docs.microsoft.com/en-us/power-virtual-agents/fundamentals-what-is-power-virtual-agents>
 A 10-step Guide to Excel Automation using Power Automate Desktop | by Utkarsh Shahdeo | Medium

NEW QUESTION: 4

Which of the following is a feature of Dynamics 365 Customer Service? (Select all that apply.)

Power Automate integration
 AI-powered chatbot
 Self-service portals
 Integration with Office 365

A. Power Automate integration
 B. Office 365 integration
 C. Self-service portals

Answer: (SHOW ANSWER)

NEW QUESTION: 5

Which of the following is a feature of Microsoft Dynamics 365 Customer Service? (Select all that apply.)

AI-powered chatbot
 Self-service portals
 Integration with Office 365
 Power Automate integration

A. AI-powered chatbot
 B. Self-service portals
 C. Integration with Office 365
 D. Power Automate integration

Answer: (SHOW ANSWER)

Explanation

Field-level security feature to allow more granular control of security at the field level.

Reference:

<https://docs.microsoft.com/en-us/power-platform/admin/security-roles-privileges>

<https://docs.microsoft.com/en-us/power-platform/admin/wp-security-cds>

NEW QUESTION: 6

□□□ Power Platform □□□□ Power Apps□ □□□ □□□□□.

□□ □□ □□ □□□ □□□□ □□□.

□ □□□ □□ □□□ □□□□□□. □□□□□ □□ □□□ □□□ □□□□ □□□ □□□ □

□□□□□. □ □□□ □□, □□ □ □□□□□ □□ □□□□ □□ □ □□□□.

□□: □□□ □□□ □□□ 1□□ □□□ □□□□.

Answer Area

Products

- Microsoft Azure
- custom connector
- Microsoft Flow
- model-driven app
- canvas app

Function

- Implement user authentication.
- Send data to a Microsoft OneNote notebook in the same tenant.

Product

-
-

Answer:

Answer Area

Products	Function	Product
Microsoft Azure	Implement user authentication.	Microsoft Azure
custom connector		
Microsoft Flow	Send data to a Microsoft OneNote notebook in the same tenant.	Microsoft Flow
model-driven app		
canvas app		

Explanation

Microsoft Function	Product
Implement user authentication.	Microsoft Azure
Send data to a Microsoft OneNote notebook in the same tenant.	Microsoft Flow

Reference:

<https://powerapps.microsoft.com/en-us/blog/implementing-role-based-permission/>

<https://www.encorebusiness.com/blog/powerapps-flow-can/>

NEW QUESTION: 7

Power BI □□□□ □□□ □□□□.

□□□□ □ □□□ □□□ □ □□ □□□ □□□ □□□□ □□□.

□□ □□□□ □□□□ □□□? □□□□□ □□ □□□□ □□□ □□□ □□□□□□□.

□□: □ □□□ □□□ 1□□ □□□ □□□□.

Answer Area

Requirement

Solution

Make decisions by analyzing high-level KPIs.

- Power BI service
- Power BI Desktop
- Power BI dashboards

Drill down into the details of a visual.

- Power BI reports
- Power BI Desktop
- Power BI dashboards



Answer:

Answer Area

Requirement

Solution

Make decisions by analyzing high-level KPIs.

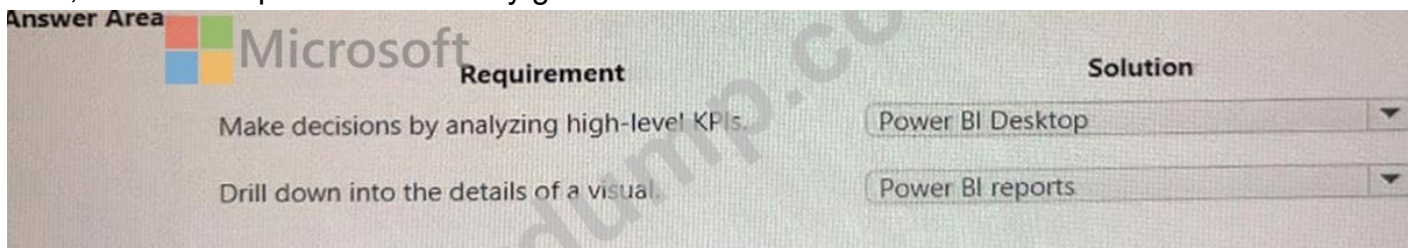
Power BI service
Power BI Desktop
Power BI dashboards

Drill down into the details of a visual.

Power BI reports
Power BI Desktop
Power BI dashboards

Explanation

Text, letter Description automatically generated



NEW QUESTION: 8

Microsoft Flow can be used to...

...automate repetitive tasks across different applications and services.

...create workflows that trigger actions based on specific events.

...manage the approval of documents or processes across several services, including SharePoint, Dynamics 365, Salesforce, OneDrive for Business, Zendesk, or WordPress.

A. ...

B. ...

C. ...

D. ...

E. ...

Answer: B (LEAVE A REPLY)

Explanation

With Power Automate, you can manage the approval of documents or processes across several services, including SharePoint, Dynamics 365, Salesforce, OneDrive for Business, Zendesk, or WordPress.

Reference:


<https://docs.microsoft.com/en-us/power-automate/modern-approvals>

NEW QUESTION: 9


□□□□□ OneDrive□ □□ □□□ □ □□□ □□□□ □□ □□ □□□ □□ □□ □□□.

□□ □ □□□ □□ □□□ □□□ □□ □□□□□□. □□□ □□□ □□□□ □□□□□.

□□: □ □□□ □□□ 1□□ □□□ □□□□.

 Statement	Yes	No
You can create a flow without writing a single line of code and deploy the flow to a production environment.	<input type="radio"/>	<input type="radio"/>
You cannot add additional actions to the built-in Power Automate templates.	<input type="radio"/>	<input type="radio"/>
You can view the code that implements workflow actions and triggers without installing additional software.	<input type="radio"/>	<input type="radio"/>

Answer:

 Statement	Yes	No
You can create a flow without writing a single line of code and deploy the flow to a production environment.	<input checked="" type="radio"/>	<input type="radio"/>
You cannot add additional actions to the built-in Power Automate templates.	<input type="radio"/>	<input checked="" type="radio"/>
You can view the code that implements workflow actions and triggers without installing additional software.	<input checked="" type="radio"/>	<input type="radio"/>

Explanation

Answer Area	Statement	Yes	No
	You can create a flow without writing a single line of code and deploy the flow to a production environment.	<input checked="" type="radio"/>	<input type="radio"/>
	You can add additional actions to the built-in Power Automate templates.	<input type="radio"/>	<input checked="" type="radio"/>
	You can view the code that implements workflow actions and triggers without installing additional software.	<input checked="" type="radio"/>	<input type="radio"/>

Reference:

- <https://docs.microsoft.com/en-us/power-automate/getting-started>
- <https://docs.microsoft.com/en-us/power-automate/multi-step-logic-flow>

NEW QUESTION: 10

Power BI apps are stored in the Power BI service. They are not stored in the Team site so that others can install it. One of the other project managers installs and modifies a dashboard within the Power BI published app. The changes are automatically made into the original published app.

Statement  **Yes** **No**

The Power BI published app is stored within the Team site so that others can install it.

One of the other project managers installs and modifies a dashboard within the Power BI published app. The changes are automatically made into the original published app.

Answer:

Statement  **Yes** **No**

The Power BI published app is stored within the Team site so that others can install it.

One of the other project managers installs and modifies a dashboard within the Power BI published app. The changes are automatically made into the original published app.

Explanation

Statement  **Yes** **No**

The Power BI published app is stored within the Team site so that others can install it.

One of the other project managers installs and modifies a dashboard within the Power BI published app. The changes are automatically made into the original published app.

Reference:

<https://docs.microsoft.com/en-us/power-bi/collaborate-share/service-create-distribute-apps>

NEW QUESTION: 11

Power BI apps are stored in the Power BI service. They are not stored in the Team site so that others can install it. One of the other project managers installs and modifies a dashboard within the Power BI published app. The changes are automatically made into the original published app.

Statement	Yes	No
You can export data from a visualization in a Power BI report.	<input type="radio"/>	<input type="radio"/>
You can show the data behind a visual report on your screen without exporting the data.	<input type="radio"/>	<input type="radio"/>
You must export data to view supporting data for a KPI.	<input type="radio"/>	<input type="radio"/>

Answer:

Statement	Yes	No
You can export data from a visualization in a Power BI report.	<input checked="" type="radio"/>	<input type="radio"/>
You can show the data behind a visual report on your screen without exporting the data.	<input type="radio"/>	<input checked="" type="radio"/>
You must export data to view supporting data for a KPI.	<input checked="" type="radio"/>	<input type="radio"/>

Explanation

Statement	Yes	No
You can export data from a visualization in a Power BI report.	<input type="radio"/>	<input type="radio"/>
You can show the data behind a visual report on your screen without exporting the data.	<input type="radio"/>	<input type="radio"/>
You must export data to view supporting data for a KPI.	<input type="radio"/>	<input type="radio"/>

Box 1: Yes

If you'd like to see the data that Power BI uses to create a visualization, you can display that data in Power BI.

You can also export that data to Excel as an .xlsx or .csv file. The option to export the data requires a Pro or Premium license and edit permissions to the dataset and report.

Note: Export data from a Power BI dashboard

Select the ellipsis in the upper-right corner of the visualization.

Choose the Export data icon.

Power BI exports the data to a .csv file. If you've filtered the visualization, then the app will filter the downloaded data.

Your browser will prompt you to save the file. Once saved, open the .csv file in Excel.

Box 2: No

Underlying data: Select this option if you want to see the data in the visual and additional data from the model (see chart below for details). If your visualization has an aggregate, selecting Underlying data removes the aggregate. When you select Export, Power BI exports the data to an .xlsx file and your browser prompts you to save the file. Once saved, open the file in Excel.

Box 3: Yes

A KPI dataset needs to contain goal values for a KPI. If your dataset doesn't contain goal values, you can create them by adding an Excel sheet with goals to your data model or PBIX file.

Note: A Key Performance Indicator (KPI) is a visual cue that communicates the amount of progress made toward a measurable goal.

Reference:

<https://docs.microsoft.com/en-us/power-bi/visuals/power-bi-visualization-export-data>

<https://docs.microsoft.com/en-us/power-bi/visuals/power-bi-visualization-kpi>

NEW QUESTION: 12

□□ □□□ Microsoft Dataverse □□□□ □□□□ □□ Power Pages □□□□ □□□□. □□□□ □□□ □□□ □□□□ □□□□.

□ □□ □□□ □□ □□ □□ □□□□ □□□□ □□□□ □□□ □□ □□□ □□□ □□ □□□□ □□□□□□□□. □ □□ □□□ □ □ □□ □□□□□ □□ □□□□ □□ □ □□ □□. □□□□ □□ □□ □ □□□ □□□□ □□□ □□□ □□□□□ □ □ □□□□.



Answer:



Explanation

Explanation

Description	Flow type
a flow that runs after it is triggered by an event	automated
a flow that guides a user through a set of tasks	business process
a flow that runs after a specified number of days	scheduled
a flow that allows you to start tasks on-demand	instant

Box 1: automated

Automated flows start with an event or trigger, such as an email being received. These also support a multitude of actions in the 200+ Flow connectors.

Box 2: business process

The business process flow that creates stages or screens that enforce a certain sequence of steps. It collects data from users for each step in the stage and can kick off automated workflows.

Box 3: scheduled

Scheduled flows run regular reports that are sent out to a team and summarize everything that's happened in the past week. This includes everything from simple daily scheduling to more complex scheduling like "every 3rd Monday."

Box 4: instant

An instant flow is triggered when you click a button inside of the Flow mobile app, SharePoint, Dynamics, PowerApps, or Excel that passes context directly into your flow.

Note: There are four different Flow types that you can choose from when starting out. You can create a scheduled flow, automated flow, instant flow, or a business process flow.

Reference:

<https://www.avepoint.com/blog/office-365/office-365-automation/>

NEW QUESTION: 15

□□□□ □□ □□ □□ □□□□□.

□□□ □□ □□ □□□□□.

□□□□ □ □□ □□□ □□□□ □□□□ □□□□.

□□□ □□□□ □□□.

□□□ □□ □□□?

A. □□ □□□ □ □□□□ □□□ □□□□□□.

B. □□□ □□□□ □□□ □□□□.

C. □□□ □□□□□.

D. Power Automate □□□ □□□□.

E. □□□□ □□□ □□□□.

Answer: ([SHOW ANSWER](#))

NEW QUESTION: 16

□□: □□ □ □□□ □□ □□ □□□ □□□□ □□ □□□□□□. □□□ □□□ □□□□ □□□ □□.

□□: □□□ □□□ □□ 1□□ □□□ □□□□.

Answer Area

Statements	Yes	No
A Microsoft Power Platform environment must contain a Microsoft Dataverse database.	<input type="radio"/>	<input type="radio"/>
An app created in an environment can only connect to the data sources that are deployed in the same environment.	<input type="radio"/>	<input type="radio"/>
Microsoft Dataverse for Teams environments are automatically created for all members of the team when you create a Microsoft Power Platform app in Microsoft Teams.	<input type="radio"/>	<input type="radio"/>

Answer:

Answer Area

Statements	Yes	No
A Microsoft Power Platform environment must contain a Microsoft Dataverse database.	<input type="radio"/>	<input checked="" type="radio"/>
An app created in an environment can only connect to the data sources that are deployed in the same environment.	<input checked="" type="radio"/>	<input type="radio"/>
Microsoft Dataverse for Teams environments are automatically created for all members of the team when you create a Microsoft Power Platform app in Microsoft Teams.	<input checked="" type="radio"/>	<input type="radio"/>

Explanation

Answer Area

Statements	Yes	No
A Microsoft Power Platform environment must contain a Microsoft Dataverse database.	<input type="radio"/>	<input checked="" type="radio"/>
An app created in an environment can only connect to the data sources that are deployed in the same environment.	<input checked="" type="radio"/>	<input type="radio"/>
Microsoft Dataverse for Teams environments are automatically created for all members of the team when you create a Microsoft Power Platform app in Microsoft Teams.	<input checked="" type="radio"/>	<input type="radio"/>

PL-900-KR □□ □□□ □□□□□ □□ DumpTop □□ □□□□ □□□ PL-900-KR □□! DumpTop □ □□ **PL-900-KR** □□ □□□ □□□□□□□, DumpTop PL-900-KR □□ □□□ □□□□□□□□□ □□□ □□□□□□□□□. □□□□□ □□□ □□□□□ □□ DumpTop PL-900-KR □□□ □□□□□. <https://www.dumptop.com/Microsoft/PL-900-KR-dump.html> (360 Q&As Dumps, **30%OFF Special Discount: KrDump**)

NEW QUESTION: 17

□□□ Power Platform □ □□□□ □□ □□□□ □□□ □□□□ □□ □□□ □□□□□. □□ □ □□□ □□□ Power Apps □ □□□□ □□□. □□□ □□□□ □□□? □□□□□ □□ □ □□□ □□□ □□□ □□□□□□.

□□: □ □□□ □□□ 1□□ □□□ □□□□□.

Answer Area

Scenario
Field technicians need a mobile app to capture the location and the image of defective products.
Sales representatives need to see different views and dashboards in the sales app.



Tool

Canvas app
Power Apps Portals
Common Data Service

Canvas app
Model-driven app
Power Apps Portals

Answer:



Answer Area

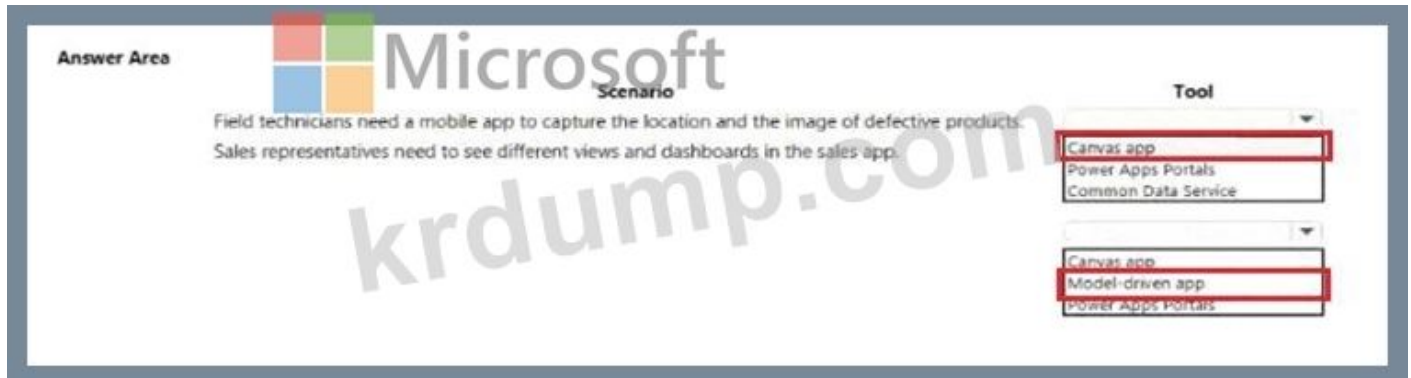
Scenario
Field technicians need a mobile app to capture the location and the image of defective products.
Sales representatives need to see different views and dashboards in the sales app.

Tool

Canvas app
Power Apps Portals
Common Data Service

Canvas app
Model-driven app
Power Apps Portals

Explanation



Answer Area

Scenario
Field technicians need a mobile app to capture the location and the image of defective products.
Sales representatives need to see different views and dashboards in the sales app.

Tool

Canvas app
Power Apps Portals
Common Data Service

Canvas app
Model-driven app
Power Apps Portals

NEW QUESTION: 18

□□□□ Microsoft 365, Power Platform □ Dynamics 365 □ □□□□□. □□□□□ □□□ □□ □□□ □□□□ □□□□.

□□□□ Power Apps □□□ □□ □□□ □□□ □ □□□□.

□□□□ □□ □□□□ □□ □□□ □□□□ □□□□?

- A. □□
- B. □□□
- C. □□□□

Answer: C (LEAVE A REPLY)

Reference:

<https://docs.microsoft.com/en-us/power-platform/admin/working-with-environments>

NEW QUESTION: 19

□□ □□ □□ □□□□.
 □□ □□□ □□□ □□□□□.
 □□ □□□□□ □□□□ □ □□□ □□□□□ □□□□ □□□.
 □□□ □□ □□□□ □□□ □□□ □□□□ □□□□? □□□□□ □□□ □□□ □□□ □□ □
 □□□ □□□□□□□□. □ □□□ □ □, □ □ □□ □□□□□ □□ □□□□ □□ □ □□□□.
 □□□□ □□□ □ □□□ □□ □□□ □□□ □□□□□ □ □ □□□□.
 □□: □ □□□ □□□ 1□□ □□□ □□□□.

Processes	Answer Area										
Select an app from the Power Apps	<table border="1"> <thead> <tr> <th>Step</th> <th>Process</th> </tr> </thead> <tbody> <tr> <td>1</td> <td>Process</td> </tr> <tr> <td>2</td> <td>Process</td> </tr> <tr> <td>3</td> <td>Process</td> </tr> <tr> <td>4</td> <td>Process</td> </tr> </tbody> </table>	Step	Process	1	Process	2	Process	3	Process	4	Process
Step		Process									
1		Process									
2		Process									
3	Process										
4	Process										
Select the app and select a security											
Select a user and choose a security											
Select Share.											

Answer:

Processes	Answer Area										
Select an app from the Power Apps	<table border="1"> <thead> <tr> <th>Step</th> <th>Process</th> </tr> </thead> <tbody> <tr> <td>1</td> <td>Select an app from the Power Apps</td> </tr> <tr> <td>2</td> <td>Select Share.</td> </tr> <tr> <td>3</td> <td>Select the app and select a security</td> </tr> <tr> <td>4</td> <td>Select a user and choose a security</td> </tr> </tbody> </table>	Step	Process	1	Select an app from the Power Apps	2	Select Share.	3	Select the app and select a security	4	Select a user and choose a security
Step		Process									
1		Select an app from the Power Apps									
2		Select Share.									
3	Select the app and select a security										
4	Select a user and choose a security										
Select the app and select a security											
Select a user and choose a security											
Select Share.											

Explanation

Step	Process
1	Select an app from the Power Apps list.
2	Select Share.
3	Select the app and select a security role.
4	Select a user and choose a security role.

Reference:

<https://docs.microsoft.com/en-us/powerapps/maker/model-driven-apps/share-model-driven-app>

NEW QUESTION: 20

□□: □□ □ □□□ □□ □□□ □□□ □□ □□□□□□. □□□ □□□ □□□□ □□□□□□.
 □□: □ □□□ □□□ 1□□ □□□ □□□□.

	Yes	No
You can customize buttons and menu items in canvas apps but cannot reorder the screens.	<input type="radio"/>	<input type="radio"/>
You can add sections to your canvas app forms at any time. Screens can only be added when the canvas app is created.	<input type="radio"/>	<input type="radio"/>
You can edit buttons in a Power Apps app only by using a third-party application.	<input type="radio"/>	<input type="radio"/>

Answer:

	Yes	No
You can customize buttons and menu items in canvas apps but cannot reorder the screens.	<input type="radio"/>	<input checked="" type="radio"/>
You can add sections to your canvas app forms at any time. Screens can only be added when the canvas app is created.	<input type="radio"/>	<input checked="" type="radio"/>
You can edit buttons in a Power Apps app only by using a third-party application.	<input type="radio"/>	<input checked="" type="radio"/>

Explanation

Box 1: No

You can reorder screens.

In the left navigation bar, hover over a screen that you want to move up or down, select the ellipsis button that appears, and then select Move up or Move down.

Graphical user interface, application Description automatically generated



Box 2: No

You can add screens to the app after it has been created.

Box 3: No

For example, you can change a button's shape. By default, Power Apps creates a rectangular Button control with rounded corners. You can make basic modifications to the shape of a Button control by setting its Height, Width, and Radius properties.

Reference:

<https://docs.microsoft.com/en-us/powerapps/maker/canvas-apps/add-screen-context-variables>

<https://docs.microsoft.com/en-us/powerapps/maker/canvas-apps/controls/control-button>

NEW QUESTION: 21

□□□□□□ AI Builder □ □□ □□□□□.

□□ □□□ □□□ □ □□□□?

□□ □ □□□ □□ □□□ □□□ □□ □□□□□□. □□□ □□□ □□□□ □□□□□.

□□: □ □□□ □□□ 1□□ □□□ □□□□.

□□□ □□□□ □□□?

A. □□ □□

B. □□ □□□ □□

C. Dynamics 365 □□□□

D. □□□□ □□□□ □□

Answer: ([SHOW ANSWER](#))

Reference:

<https://trellispoint.com/create-crm-leads-using-microsoft-flow/>

NEW QUESTION: 23

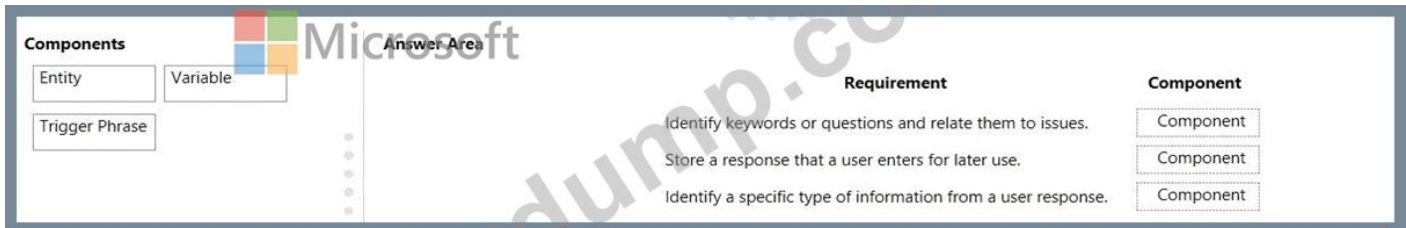
□□□ □□ Power Virtual Agents □□□ □□□□ □□□.

□□ □□ □□□ □□□□ □□□? □□□□□ □□□ □□ □□□ □□□ □□ □□□□ □□□

□□□□. □ □□ □□□ □ □, □ □ □□ □□□□□ □□ □□□□ □□ □ □□□□. □□□□

□□□ □ □□□ □□ □□□ □□□ □□□□□ □ □ □□□□.

□□: □ □□□ □□□ 1□□ □□□ □□□□.



Answer:



Explanation

Graphical user interface, text, application Description automatically generated

Requirement Component

Identify keywords or questions and relate them to issues.

Trigger Phrase

Store a response that a user enters for later use.

Variable

Identify a specific type of information from a user response.

Entity

NEW QUESTION: 24

□□□□ Microsoft Power Platform □ □□□□□.

□□□ □□□□ □□□ □□□□ □□□ □□□□ □□□ □□ □□ □□□ □□□□ □□□.

Microsoft Excel is a spreadsheet application. It is used for data analysis and reporting.

Power Apps is a low-code application development platform. It is used for building custom business applications.

Power Apps can be used to build applications for various scenarios, such as sales and accounting. It can be used to build applications for the sales team and the accounting team.



Answer:



Explanation



NEW QUESTION: 25

Microsoft Dynamics 365 is a suite of business applications. It is used for sales, marketing, and customer service.

Dynamics 365 can be used to build applications for various scenarios, such as sales and marketing. It can be used to build applications for the sales team and the marketing team.

Answer: Microsoft Dynamics 365 is a suite of business applications.

Action  **Component**

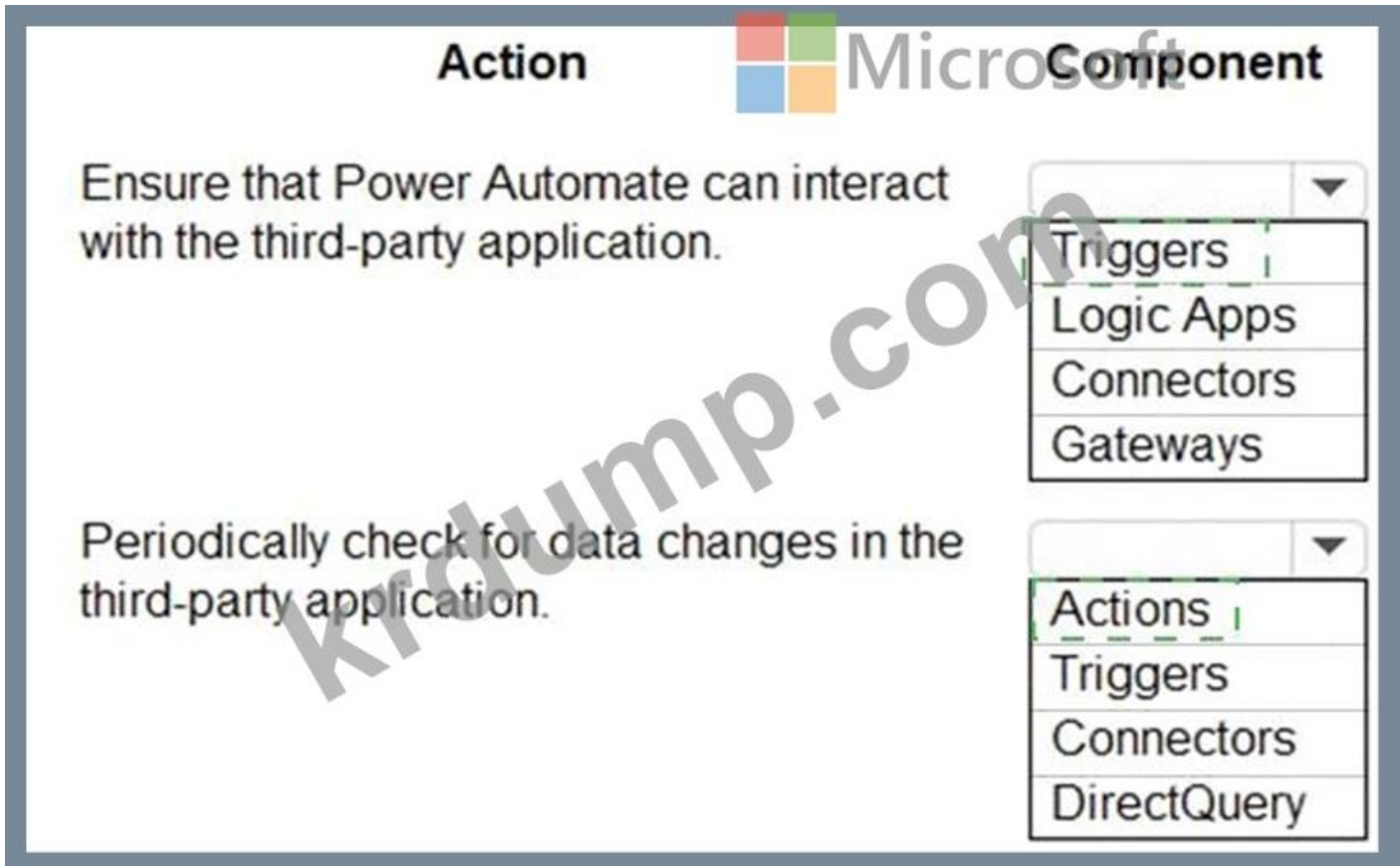
Ensure that Power Automate can interact with the third-party application.


- Triggers
- Logic Apps
- Connectors
- Gateways

Periodically check for data changes in the third-party application.

- Actions
- Triggers
- Connectors
- DirectQuery

Answer:



Action  **Component**

Ensure that Power Automate can interact with the third-party application.

- Triggers
- Logic Apps
- Connectors
- Gateways

Periodically check for data changes in the third-party application.

- Actions
- Triggers
- Connectors
- DirectQuery

Explanation

Graphical user interface, text, application Description automatically generated

Statement	Yes	No
You can use the prebuilt Postal Code entity to recommend plants that will work within a customer's growing zone.	<input type="radio"/>	<input type="radio"/>
You can create a custom entity to offer color and plant choices for landscaping options that can be made available for customer orders.	<input type="radio"/>	<input type="radio"/>

Answer:

Statement	Yes	No
You can use the prebuilt Postal Code entity to recommend plants that will work within a customer's growing zone.	<input checked="" type="radio"/>	<input type="radio"/>
You can create a custom entity to offer color and plant choices for landscaping options that can be made available for customer orders.	<input checked="" type="radio"/>	<input type="radio"/>

Explanation

Box 1: Yes

Chatbots built with Power Virtual Agents will understand and display content that's locally relevant to the user. Localized handling and formatting are based on the user's browser locale setting, and include the following elements within a chat conversation:

Date and time

Numbers

ZIP or postal code

Currency

Speed

Box 2: Yes

Custom entities:

The prebuilt entities cover commonly used information types, but on some occasions, such as when building a bot that serves a specific purpose, you'll need to teach the bot's language understanding model some domain-specific knowledge.

For instance, let's say you want to build a bot for an outdoor store. In this case, you'll need to teach the bot to acknowledge the "outdoor gears product" category in a dialog.

Reference:

<https://docs.microsoft.com/en-us/power-virtual-agents/data-location>

<https://docs.microsoft.com/en-us/power-virtual-agents/advanced-entities-slot-filling>

NEW QUESTION: 28

□□□□ Power BI □□□□ □□□□ □□□□ □□□□ □□□□ □□□□.

□□ □□ □□ □□ □□ □□ □□ □□□□□□. □□□ □□□ □□□□ □□□□□□.

□□: □□ □□□ □□□ 1□□ □□□ □□□□□.

Statement	Yes	No
You can display data aggregates and raw data in a Power BI report.	<input type="radio"/>	<input type="radio"/>
You can display related data from multiple sources in the same Power BI report.	<input type="radio"/>	<input type="radio"/>

Answer:

Statement	Yes	No
You can display data aggregates and raw data in a Power BI report.	<input checked="" type="radio"/>	<input type="radio"/>
You can display related data from multiple sources in the same Power BI report.	<input type="radio"/>	<input checked="" type="radio"/>

Explanation

Statement	Yes	No
You can display data aggregates and raw data in a Power BI report.	<input checked="" type="radio"/>	<input type="radio"/>
You can display related data from multiple sources in the same Power BI report.	<input type="radio"/>	<input checked="" type="radio"/>

NEW QUESTION: 29

5000 users can use Power Platform apps. How many Microsoft Dataverse databases must the team create? One per user, One per tenant, One per environment, or One per Power Platform app.

Responses	Answer Area						
<input type="text" value="One per user"/> <input type="text" value="One per tenant"/> <input type="text" value="One per environment"/> <input type="text" value="One per Power Platform app"/>	<table border="1"> <thead> <tr> <th>Question</th> <th>Response</th> </tr> </thead> <tbody> <tr> <td>How many trial instances must the team create?</td> <td><input type="text" value="Response"/></td> </tr> <tr> <td>How many Microsoft Dataverse databases must the team create?</td> <td><input type="text" value="Response"/></td> </tr> </tbody> </table>	Question	Response	How many trial instances must the team create?	<input type="text" value="Response"/>	How many Microsoft Dataverse databases must the team create?	<input type="text" value="Response"/>
Question	Response						
How many trial instances must the team create?	<input type="text" value="Response"/>						
How many Microsoft Dataverse databases must the team create?	<input type="text" value="Response"/>						

Answer:

Responses	Answer Area						
<input type="text" value="One per user"/> <input type="text" value="One per tenant"/> <input type="text" value="One per environment"/> <input type="text" value="One per Power Platform app"/>	<table border="1"> <thead> <tr> <th>Question</th> <th>Response</th> </tr> </thead> <tbody> <tr> <td>How many trial instances must the team create?</td> <td><input type="text" value="One per Power Platform app"/></td> </tr> <tr> <td>How many Microsoft Dataverse databases must the team create?</td> <td><input type="text" value="One per environment"/></td> </tr> </tbody> </table>	Question	Response	How many trial instances must the team create?	<input type="text" value="One per Power Platform app"/>	How many Microsoft Dataverse databases must the team create?	<input type="text" value="One per environment"/>
Question	Response						
How many trial instances must the team create?	<input type="text" value="One per Power Platform app"/>						
How many Microsoft Dataverse databases must the team create?	<input type="text" value="One per environment"/>						

Explanation

Graphical user interface, text, application, Word, email Description automatically generated

Question	Response
How many trial instances must the team create?	<input type="text" value="One per Power Platform app"/>
How many Microsoft Dataverse databases must the team create?	<input type="text" value="One per environment"/>

NEW QUESTION: 30

□□□□ Dynamics 365 Supply Chain Management □ Dynamics 365 Finance□ □□□□□.
□□□ □□ □□□□ □ □□□ □□ □□□□□□ □□□.
□□□□ □□□□ □ □□ □□□□□□ □□□□ □□□.
□□□ □□□□ □□□?

- A. SQL □□
- B. □□ □□□ □□□
- C. Azure □□□ □□□□
- D. Azure IoT □□□

Answer: B (LEAVE A REPLY)

Reference:

<https://docs.microsoft.com/en-us/power-platform/admin/data-integrator>

NEW QUESTION: 31

□□ □□ □□□ Dynamics 365 Sales□ □□□□□.
□□ □□ □□ □ □□ □□□ □□□□ □□□ □□ □□□□□. □□□ □□ □□□ □□□ □□
□□ □□ □□ □□, □□ □□ □ □□ □□□ □□□ □ □□ □□□□ □□□ □□□□.
□□□ □□□ □□□ □□□□ □□□□ □□□□ □□□□ □□□.
□□□ □□□□ □□□?

- A. □□ □□□ □□□
- B. □□□□□□□ □□□
- C. AI □□
- D. □□□ □
- E. □□ BI

Answer: D (LEAVE A REPLY)

Reference:

<https://powerapps.microsoft.com/en-us/build-powerapps/>

PL-900-KR □□ □□□ □□□□□ □□ DumpTop □□ □□□□ □□□ PL-900-KR □□!
 DumpTop □ □□ **PL-900-KR** □□ □□□ □□□□□□□, DumpTop PL-900-KR □□ □□□
 □□□□□□□□ □□□ □□□□□□□□. □□□□ □□□ □□□□ □□ DumpTop PL-900-
 KR □□□ □□□□□. <https://www.dumptop.com/Microsoft/PL-900-KR-dump.html> (360 Q&As
 Dumps, **30%OFF Special Discount: KrDump**)

NEW QUESTION: 32

Microsoft Power Platform □□□□ □□ □□□□. □ □□□□ Microsoft Excel, Microsoft
Dataverse □□□□□□ □ Azure SQL □□□□□□□□ □□□ □□□□ □□□□□.
□□□□ □□ □□ □□□ □□□□ □□□ □□□□ □□□ □□□ □ □□□ □□□ □□ □□
□ □□□ □□□□ □□□.

□□□□ □□□ □□□□ □□□.
□□ □□□ □□□□ □□□?

- A. □□ BI
- B. Power Platform Center of Excellence □□□ □□
- C. Power Virtual Agents
- D. □□ □□□

Answer: ([SHOW ANSWER](#))

NEW QUESTION: 33

□□ □ □□□ □□ □□□ □□□ □□ □□□□□□. □□□ □□□ □□□□ □□□□□□.
□□: □ □□□ □□□ 1□□ □□□ □□□□.



Answer:



Explanation



NEW QUESTION: 34

□□□ □□□ □□ □□□□□ □□ □□□ □□□□ □□□□ □□□□ □□ □□□ □□ □□
□ □□□□.

- □□□□ □□□.
- □□□□ □□□?
- A. □□□ □□□
- B. □□□ □
- C. □□□ □□□□□
- D. □□ □□□□□

Answer: C ([LEAVE A REPLY](#))

Explanation

<https://docs.microsoft.com/en-us/powerapps/maker/canvas-apps/gateway-management>

NEW QUESTION: 35

□□ □ □□□ □□ □□□ □□□ □□ □□□□□□. □□□ □□□ □□□□ □□□□□□.
□□: □ □□□ □□□ 1□□ □□□ □□□□.

Answer Area

Statement	Yes	No
Power Apps apps can run only on mobile devices.	<input type="radio"/>	<input type="radio"/>
Power Apps can run only with Dynamic 365 products.	<input type="radio"/>	<input type="radio"/>
If a user runs a Power Apps app that accesses information to which the user does not have access, the app grants the user permissions.	<input type="radio"/>	<input type="radio"/>

Answer:

Answer Area

Statement	Yes	No
Power Apps apps can run only on mobile devices.	<input type="radio"/>	<input checked="" type="radio"/>
Power Apps can run only with Dynamic 365 products.	<input type="radio"/>	<input checked="" type="radio"/>
If a user runs a Power Apps app that accesses information to which the user does not have access, the app grants the user permissions.	<input checked="" type="radio"/>	<input type="radio"/>

Explanation

Answer Area

Statement	Yes	No
Power Apps apps can run only on mobile devices.	<input type="radio"/>	<input checked="" type="radio"/>
Power Apps can run only with Dynamic 365 products.	<input type="radio"/>	<input checked="" type="radio"/>
If a user runs a Power Apps app that accesses information to which the user does not have access, the app grants the user permissions.	<input checked="" type="radio"/>	<input type="radio"/>

NEW QUESTION: 36

□□□ □□□□ □□ □□ □□□ □□□□ □□□□ □□ □□□ □□ □□□ □□□□. □□ □
□□ □□ □□□□ □ □□□ □□□ □□□□□□ □□□□□□. □□ □□□□ □□ □□□ □ □
□ □□□ □□ □□□□ □□□□ □□□. □□□ □□□□ □□□ □ □□□ □□□□ □□□. □
□ □□□ □□□□ □□□?


- A. □□□
- B. □□ □□□□□
- C. □□□ □□
- D. □□□□□□□ □□□□□
- E. □□□ □□□□□

Answer: E (LEAVE A REPLY)

NEW QUESTION: 37

Microsoft Teams□□ □□□ Power Virtual Agents □□□ □□□□. □□□ □□□□□ □□□□.
□□□□ □□ □□□ □□□□□.

□□□ □□ □□ □□□ □□□□□ □□□□ □□□□.
□□□□ □□□□□ □□□ □□□□ □□□ □□□□□ □□□ □□□ □□□ □□□□ □□□.
□□□ □□□□□ □□ □□□ □□ □□□□.
□□□ □□□□ □□ □□□□ □ □□□ □□□□ □□□.
□□□ □□ □□□? □□□□□ □□ □□□□ □□□ □□□ □□□□□□.
□□: □ □□□ □□□ 1□□ □□□ □□□□.

Missing changes  Microsoft ▼

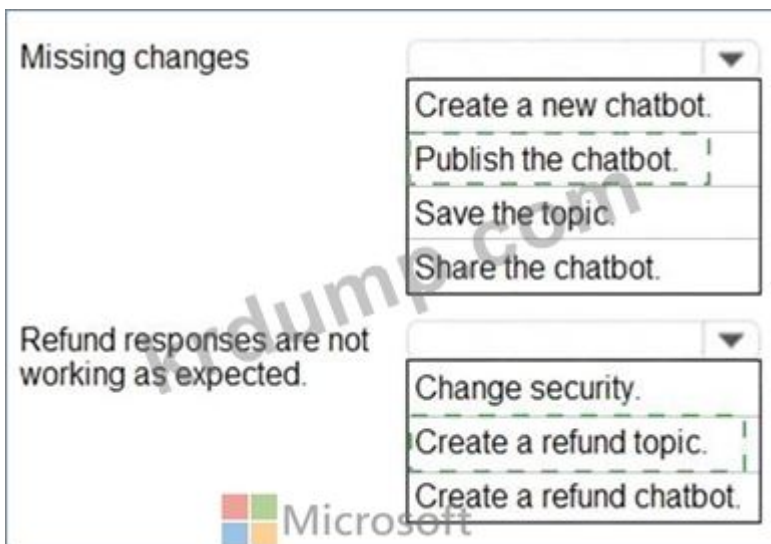
- Create a new chatbot.
- Publish the chatbot.
- Save the topic.
- Share the chatbot.

Refund responses are not working as expected.

▼

- Change security.
- Create a refund topic.
- Create a refund chatbot.

Answer:




Missing changes ▼

- Create a new chatbot.
- Publish the chatbot.
- Save the topic.
- Share the chatbot.

Refund responses are not working as expected. ▼

- Change security.
- Create a refund topic.
- Create a refund chatbot.

 Microsoft

Explanation

Graphical user interface, text, application, chat or text message Description automatically generated

Missing changes

- Create a new chatbot.
- Publish the chatbot.**
- Save the topic.
- Share the chatbot.

Refund responses are not working as expected.

- Change security.
- Create a refund topic.**
- Create a refund chatbot.



Reference:

<https://docs.microsoft.com/en-us/power-virtual-agents/publication-fundamentals-publish-channels>

NEW QUESTION: 38

Power Apps apps can be built with hot key support and designed so they do not require a touch screen or mouse. Only model-driven Power Apps have support for using a screen reader without the need for a connector. The accessibility checker can be run for your Power Apps app to provide notifications of accessibility violations as well as tips for making it even more user friendly.

Statement	Yes	No
Power Apps apps can be built with hot key support and designed so they do not require a touch screen or mouse.	<input type="radio"/>	<input type="radio"/>
Only model-driven Power Apps have support for using a screen reader without the need for a connector.	<input type="radio"/>	<input type="radio"/>
The accessibility checker can be run for your Power Apps app to provide notifications of accessibility violations as well as tips for making it even more user friendly.	<input type="radio"/>	<input type="radio"/>



Answer:

Statement	Yes	No
Power Apps apps can be built with hot key support and designed so they do not require a touch screen or mouse.	<input checked="" type="radio"/>	<input type="radio"/>
Only model-driven Power Apps have support for using a screen reader without the need for a connector.	<input type="radio"/>	<input checked="" type="radio"/>
The accessibility checker can be run for your Power Apps app to provide notifications of accessibility violations as well as tips for making it even more user friendly.	<input checked="" type="radio"/>	<input type="radio"/>

Explanation

Statement	Yes	No
Power Apps apps can be built with hot key support and designed so they do not require a touch screen or mouse.	<input checked="" type="radio"/>	<input type="radio"/>
Only model-driven Power Apps have support for using a screen reader without the need for a connector.	<input type="radio"/>	<input checked="" type="radio"/>
The accessibility checker can be run for your Power Apps app to provide notifications of accessibility violations as well as tips for making it even more user friendly.	<input checked="" type="radio"/>	<input type="radio"/>

Box 1: Yes

You can use keyboard shortcuts in PowerApps. Keyboard shortcuts give you an alternate way to do common tasks instead of using your mouse or tapping with your finger. They help in seamless navigation of the interface.

Box 2: No

The following software combinations are the supported recommendations for consuming PowerApps with a screen reader:

Windows: Microsoft Edge / Narrator

macOS: Safari / VoiceOver

Android: PowerApps app / Talkback

iOS: PowerApps app / VoiceOver

Box 3: Yes

Users who have vision, hearing, or other impairments can use your canvas app more easily and successfully if you consider accessibility as you design how the app looks and behaves. If you're not sure how to make your app more accessible, you can run the Accessibility checker in PowerApps Studio. This tool not only finds potential accessibility issues but also explains why each might be a potential problem for users who have a specific disability and offers suggestions on how to resolve each issue. The Accessibility checker detects screen-reader and keyboard issues for you, and you can find information about how to fix color-contrast issues by using accessible colors.

Reference:

<https://docs.microsoft.com/en-us/powerapps/user/keyboard-shortcuts>

<https://docs.microsoft.com/en-us/powerapps/user/screen-reader>

<https://docs.microsoft.com/en-us/powerapps/maker/canvas-apps/accessibility-checker>

NEW QUESTION: 39

☐☐☐ Power Virtual Agents ☐☐☐ ☐☐☐☐ ☐☐☐☐.
☐☐ ☐ ☐☐☐ ☐☐ ☐☐☐ ☐☐☐ ☐☐ ☐☐☐☐☐☐☐. ☐☐☐ ☐☐☐ ☐☐☐☐ ☐☐☐☐☐☐.
☐☐: ☐ ☐☐☐ ☐☐☐ 1☐☐ ☐☐☐☐ ☐☐☐☐.



Answer:



Explanation

Text, letter Description automatically generated



Statement	Yes	No
You can synchronize account names with a third-party proprietary database.	<input type="radio"/>	<input type="radio"/>
You can create invoices from orders and then send the invoices to the customer.	<input type="radio"/>	<input type="radio"/>

Explanation

Statement	Yes	No
You can synchronize account names with a third-party proprietary database.	<input checked="" type="radio"/>	<input type="radio"/>
You can create invoices from orders and then send the invoices to the customer.	<input checked="" type="radio"/>	<input type="radio"/>

The Power Platform uses PowerApps, Power BI, and Power Automate (previously named Flow) to customize, extend, and build all the apps you need for your business and unlock the potential of Office 365 and Dynamics 365.

Reference:

<https://docs.microsoft.com/en-us/learn/powerplatform/>

NEW QUESTION: 42

Power Virtual Agents are built on the Power Platform. You can create a topic to specify how a chatbot responds to a user. You can use prebuilt entities or custom defined entities.

Statement	Yes	No
You must create a topic to specify how a chatbot responds to a user.	<input type="radio"/>	<input type="radio"/>
You can use prebuilt entities or custom defined entities.	<input type="radio"/>	<input type="radio"/>

Answer:

Statement	Yes	No
You must create a topic to specify how a chatbot responds to a user.	<input type="radio"/>	<input type="radio"/>
You can use prebuilt entities or custom defined entities.	<input type="radio"/>	<input type="radio"/>

Explanation

Graphical user interface, text, application Description automatically generated

Statement	Yes	No
You must create a topic to specify how a chatbot responds to a user.	<input type="radio"/>	<input type="radio"/>
You can use prebuilt entities or custom defined entities.	<input type="radio"/>	<input type="radio"/>

Reference:

<https://docs.microsoft.com/en-us/power-virtual-agents/authoring-fundamentals>

<https://docs.microsoft.com/en-us/power-virtual-agents/advanced-entities-slot-filling>

NEW QUESTION: 43

Which of the following is a feature of Power Virtual Agents?

It can be used to create chatbots for customer service.

It can be used to create chatbots for internal use.

It can be used to create chatbots for sales.

It can be used to create chatbots for HR.

- A. Power Automate
- B. Microsoft Dynamics 365
- C. Microsoft BI
- D. Power Virtual Agents

Answer: (SHOW ANSWER)

NEW QUESTION: 44

Which of the following is a feature of Power Automate?

It can be used to create workflows for internal use.

It can be used to create workflows for external use.

It can be used to create workflows for sales.

It can be used to create workflows for HR.

Answer Area

Requirement

Flow type

Trigger a flow when a button is selected.

▼

- UI Flow
- Automatic
- Business Process Flow
- Instant

Trigger a flow when a record is created.

▼

- UI Flow
- Automatic
- Business Process Flow
- Instant

Guide a user through a series of steps in a model-driven app.

▼

- UI Flow
- Automatic
- Business Process Flow
- Instant



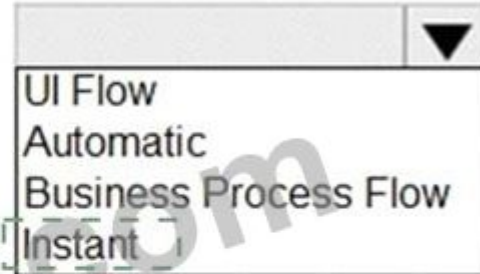
Answer:

Answer Area

Requirement

Flow type

Trigger a flow when a button is selected.



A dropdown menu with a downward arrow icon. The menu is open, showing four options: "UI Flow", "Automatic", "Business Process Flow", and "Instant". The "Instant" option is highlighted with a dashed green border.

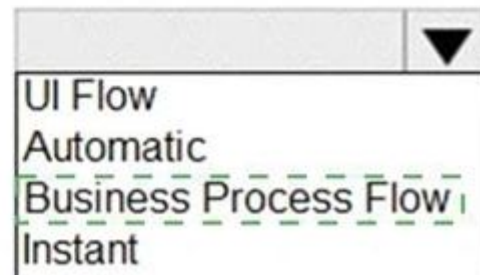


Trigger a flow when a record is created.



A dropdown menu with a downward arrow icon. The menu is open, showing four options: "UI Flow", "Automatic", "Business Process Flow", and "Instant". The "Automatic" option is highlighted with a dashed green border.

Guide a user through a series of steps in a model-driven app.



A dropdown menu with a downward arrow icon. The menu is open, showing four options: "UI Flow", "Automatic", "Business Process Flow", and "Instant". The "Business Process Flow" option is highlighted with a dashed green border.

Explanation

Graphical user interface, text, application, email Description automatically generated

You can help ensure that people enter data consistently and follow the same steps every time they work with a customer by creating a business process flow. For example, you might want to create a business process flow to have everyone handle customer service requests the same way, or to require that people get approval for an invoice before submitting an order. Business process flows use the same underlying technology as other processes, but the capabilities that they provide are very different from other features that use processes.

Reference:

<https://docs.microsoft.com/en-us/power-automate/business-process-flows-overview>

NEW QUESTION: 46

□□□□□ □□ □□ □□□ □□□ Microsoft Excel □□ □□□ □□□□. □□□□□ OneDrive □ □□□ □□□□□.

□ □□□□ □□ □□□ □□□□□ □ □□ □□□ □□ □□□□ □□□.

□□□ □□□□ □□□?

- A. □□□□□ □ □□ □□
- B. Common Data Service □ □□□ □□ □□
- C. Power Apps □□□
- D. Excel □□ □□□ □□□ □□ □□

Answer: (SHOW ANSWER)

Reference:

<https://docs.microsoft.com/en-us/powerapps/maker/canvas-apps/add-data-connection>

PL-900-KR □□ □□□ □□□□□ □□ DumpTop □□ □□□□ □□□ PL-900-KR □□! DumpTop □ □□ **PL-900-KR** □□ □□□ □□□□□□, DumpTop PL-900-KR □□ □□□ □□□□□□□□ □□□ □□□□□□□□. □□□□□ □□□ □□□□□ □□ DumpTop PL-900-KR □□□ □□□□□. <https://www.dumptop.com/Microsoft/PL-900-KR-dump.html> (360 Q&As Dumps, **30%OFF Special Discount: KrDump**)

NEW QUESTION: 47

Power BI □□□□□ □□□□□.

□ □□□ □□ □□□ □□□□□□□. □□□□□□ □□ □□□ □□□ □□□□ □□□ □□□ □ □□□□□. □ □□□ □ □, □□ □ □□□□□ □□ □□□□ □□ □ □□□□□.

□□: □□□ □□□ □□□ 1□□ □□□ □□□□□.

□□: □ □□□ □□□ 1□□ □□□ □□□□.

Answer Area



Statement

A Power Apps app can trigger this when a condition is met.

Component

- connector
- Power Automate flow
- gateway
- solution



Actions and triggers are properties of a

- connector
- gateway
- solution

Answer:

Answer Area



Statement

A Power Apps app can trigger this when a condition is met.

Component

- connector
- Power Automate flow
- gateway
- solution

Actions and triggers are properties of a

- connector
- gateway
- solution

Explanation

Graphical user interface, text, application, email Description automatically generated

Statement	Component
When a condition is met, Power Apps app can trigger a	<ul style="list-style-type: none"> connector. Power Automate flow. gateway. solution.
Actions and triggers are properties of a	<ul style="list-style-type: none"> connector. gateway. solution.



NEW QUESTION: 49

Power Automate □ □□□□ □□ □□□ □□ □□□□ □□□ □□□□□ □□□□□. □□ □ □□ □□□□ □□□□ □□□□□.

□□□□ □□□ Power Automate □□ □□□ □□□□ □□□.

□□□□□ □□□ □□ □□□ □□□ □□ □□□□ □□□□□□□□. □ □□ □□□ □ □, □

□ □□ □□□□□ □□ □□□□ □□ □ □□□□. □□□□ □□ □□ □ □□□ □□□ □□□ □□□

□ □□□□□□ □□□□□ □ □ □□□□.

□□: □ □□□ □□□ 1□□ □□□ □□□□.

Components

Answer Area

Requirement

Retrieve the top five posts from your company's Facebook page.
 Enter the resulting posts into the product database.
 Combine author and link fields into a single field.
 Run a flow every hour.

Component

Answer:

Components

Answer Area

Requirement

Retrieve the top five posts from your company's Facebook page.
 Enter the resulting posts into the product database.
 Combine author and link fields into a single field.
 Run a flow every hour.

Component

Explanation

Components

Answer Area

Requirement

Retrieve the top five posts from your company's Facebook page.
 Enter the resulting posts into the product database.
 Combine author and link fields into a single field.
 Run flow every hour.

Component

NEW QUESTION: 50

□□ □□□□□ Common Data Service□ □□□□ □□ □□ □□ □□□□.

□□□□ □□□ □□ □□□ □□□ □□ □□ □□□□. □□□ □□□□□ □□ □

□□ □□□□□ □□□ □ □□ □□□ □□□□ □□□. □□ □□□□□ □□□ □□□□ □□

□□ □□ □□□ □□□□ □□□□ □□□□.

□□□ □□□ □□□ □□□ □□□□ □□□□.

10□□ □□ □□□ □ □□□ □□□ □ □□ □□ □□.

□□□ □□□□ Common Data Service□ □□□□ □□□.

□□□□ □□□□ □□ □□□ □□□□ □□□? □□□□□ □□□ □□ □□□ □□ □□ □

□□□ □□□□□□□. □ □□ □□□ □ □, □ □ □□ □□ □□ □□□□ □□ □ □□□□.

□□□□ □□ □□ □ □□□ □□ □□□ □□□ □□□□□ □ □ □□□□.

□□: □ □□□ □□□ 1□□ □□□ □□□□.

Options

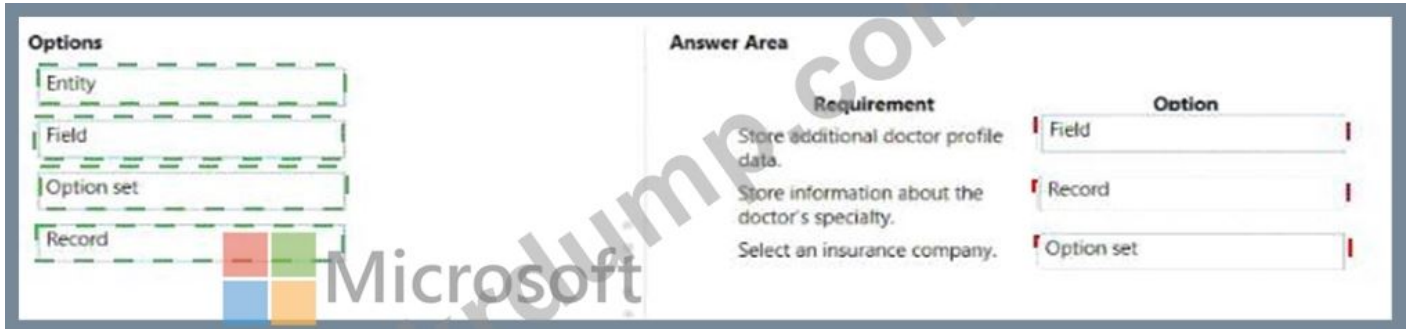
Answer Area

Requirement

Store additional doctor profile data.
 Store information about the doctor's specialty.
 Select an insurance company.

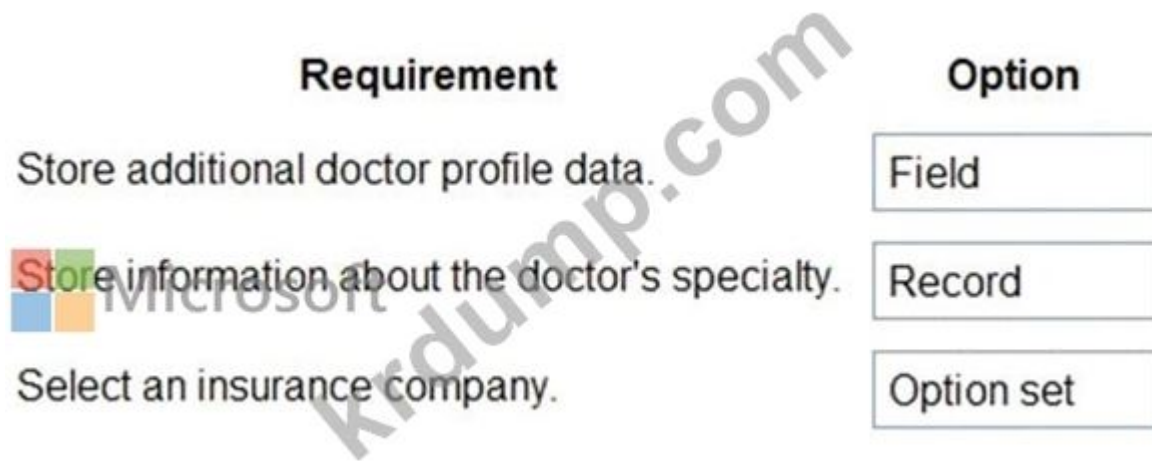
Option

Answer:



Explanation

Graphical user interface, text, application Description automatically generated



NEW QUESTION: 51

- Dynamics 365 Supply Chain Management □ □□□□□.
- □□ □ □□ □□□□□ □□□□□□ Microsoft Flow □ □□□□ □□□.
- □□□ □□□□ □□□□ □□□□?
- A. □□ □□□ □□□
- B. □□□□□ 365
- C. □□ □ □□□ □□ Dynamics 365
- D. □□ □□

Answer: A ([LEAVE A REPLY](#))

Explanation

Dynamics 365 for Finance and Operations is now being licensed as Dynamics 365 Finance and Dynamics 365 Supply Chain Management.

You can use Common Data Service to enable the flow of data between Finance and Operations apps and Dynamics 365 Sales.

Reference:

<https://docs.microsoft.com/en-us/dynamics365/fin-ops-core/dev-itpro/data-entities/data-integration-cds>

NEW QUESTION: 52

Common Data Service □ □□□□ □□□ □□□ □□□ □□ □□□□ □□□□.

□□ □ □□□ □□ □□□ □□□ □□ □□□□□□. □□□ □□□ □□□□ □□□□□□.
 □□: □ □□□ □□□ 1□□ □□□ □□□□.

Statement	Yes	No
You can change the entity ownership from User to Organization-owned.	<input type="radio"/>	<input type="radio"/>
You can create a business rule for a custom entity that can be used in a Flow.	<input type="radio"/>	<input type="radio"/>

Answer:

Statement	Yes	No
You can change the entity ownership from User to Organization-owned.	<input type="radio"/>	<input type="radio"/>
You can create a business rule for a custom entity that can be used in a Flow.	<input type="radio"/>	<input type="radio"/>

Explanation

Statement	Yes	No
You can change the entity ownership from User to Organization-owned.	<input type="radio"/>	<input checked="" type="radio"/>
You can create a business rule for a custom entity that can be used in a Flow.	<input checked="" type="radio"/>	<input type="radio"/>

Box 1: No

Common Data Service supports two types of record ownership. Organization owned, and User or Team owned. This is a choice that happens at the time the entity is created and can't be changed.

Box 2: Yes

By combining conditions and actions, you can do any of the following with business rules:

Set field values

Clear field values

Set field requirement levels

Show or hide fields

Enable or disable fields

Validate data and show error messages

Create business recommendations based on business intelligence.

Reference:

<https://docs.microsoft.com/en-us/power-platform/admin/wp-security-cds>

Reference:

<https://flow.microsoft.com/en-us/blog/import-export-bap-packages/>

<https://flow.microsoft.com/en-us/blog/make-a-copy/>

NEW QUESTION: 55

□□ □ □□□ □□ □□□ □□□ □□ □□□□□□. □□□ □□□ □□□□ □□□□□□.
□□: □ □□□ □□□ 1□□ □□□ □□□□□.

Statement	Yes	No
Sharing a model-driven app and sharing a canvas app both send an email with the link to the app to the users.	<input type="radio"/>	<input type="radio"/>
Administrators assign Power Platform security roles and permissions identically for canvas apps, model-driven apps, and shared apps.	<input type="radio"/>	<input type="radio"/>
You must publish both personal and system views before a user may consume them.	<input type="radio"/>	<input type="radio"/>

Answer:

Statement	Yes	No
Sharing a model-driven app and sharing a canvas app both send an email with the link to the app to the users.	<input checked="" type="radio"/>	<input type="radio"/>
Administrators assign Power Platform security roles and permissions identically for canvas apps, model-driven apps, and shared apps.	<input type="radio"/>	<input checked="" type="radio"/>
You must publish both personal and system views before a user may consume them.	<input type="radio"/>	<input checked="" type="radio"/>

Explanation

Yes, No, No

NEW QUESTION: 56

Microsoft Excel □□□ □□□□ Microsoft Dataverse□ □□ □□ □□ □□□□ ERP(□□□ □
□ □□) □□□□ □□□□ □□□□.
□□□□ □□□□ □□□□.
□□□ □□□□ □□□□? □□□□□ □□□ □□□ □□□ □□□□□□□□□□. □ □□□ □
□, □ □ □□ □□□□□ □□ □□□□ □□ □ □□□□□. □□□□ □□□ □ □□□ □□ □□□
□□□ □□□□□ □ □□ □□□□□.
□□: □□□ □□□ □□ 1□□ □□□ □□□□□.

Form
Table

NEW QUESTION: 58

Which Power Virtual Agents feature allows you to create a virtual agent that can interact with a customer service representative?
A. AI Builder
B. Microsoft Azure Cognitive Services
C. Microsoft Azure Bot Service
D. Microsoft Azure OpenAI Service
E. Microsoft Bot Framework

- A. AI Builder
- B. Microsoft Azure Cognitive Services
- C. Microsoft Azure Bot Service
- D. Microsoft Azure OpenAI Service
- E. Microsoft Bot Framework

Answer: ([SHOW ANSWER](#))

NEW QUESTION: 59

Which Power Apps feature allows you to create a canvas app that can interact with a customer service representative?
A. AI Builder
B. Microsoft Azure Cognitive Services
C. Microsoft Azure Bot Service
D. Microsoft Azure OpenAI Service
E. Microsoft Bot Framework



Answer:

Navigate to the Power Apps portal and create



Explanation

Components

action
expression
service
trigger
flow type

Answer Area

Requirement

Retrieve the top five posts from your company's Facebook page.
Enter the resulting posts into the product database.
Combine author and link fields into a single field.
Run flow every hour.

Component

trigger
action
expression
flow type

Explanation



Component

Retrieve the top five posts from your company's Facebook page.

trigger

Enter the resulting posts into the product database.

action

Combine author and link fields into a single field.

expression

Run flow every hour.

flow type

Box 1: Trigger

A trigger is something that triggers or starts the workflow. It could be a new file uploaded to a document library, a new item created in the list or an email sent to your Inbox - something that will start (kick-off the workflow).

There are two types of triggers:

Automatic trigger is pre-programmed into the workflow based on a certain rule (i.e. new document or item created, email sent, etc.) Manual Trigger is a trigger initiated by a user. Unlike with automatic trigger above, the workflow will only start when initiated manually by the end user (for example, from the Document Library for a selected file). Manual trigger is only supported for certain types of workflows (i.e. Get feedback from your manager for the selected file)

Box 2: action An action is something that occurs as a result of the workflow.

Box 3: expression

Sometimes users just need to do basic operations like getting the current time, adding numbers together, or replacing a part of a string of text. That's possible inline in any flow action. Microsoft Flow leverages the same Workflow Definition Language used by Azure Logic apps. For new users who are unfamiliar with the expression language, there is an inline help experience that shows how to use each expression as they build out their flow.

Box 4: flow type

Explanation

Text, application Description automatically generated



Statement

Yes

No

Power Apps apps can run only on mobile devices.

Power Apps can run only with Dynamics 365 products.

If a user runs a Power Apps app that accesses information to which the user does not have access, the app grants the user permissions.

Box 1: No

You can run apps in a browser or on mobile devices.

Box 2: No

On-premises versions of Microsoft Office can also be used.

Box 3: No

You must ensure that the users you share the app with have the appropriate permissions.

Reference:

<https://docs.microsoft.com/en-us/powerapps/powerapps-overview>

<https://docs.microsoft.com/en-us/powerapps/maker/canvas-apps/share-app>

<https://docs.microsoft.com/en-us/power-platform/admin/online-requirements>

NEW QUESTION: 63

_____.

Power Apps _____.

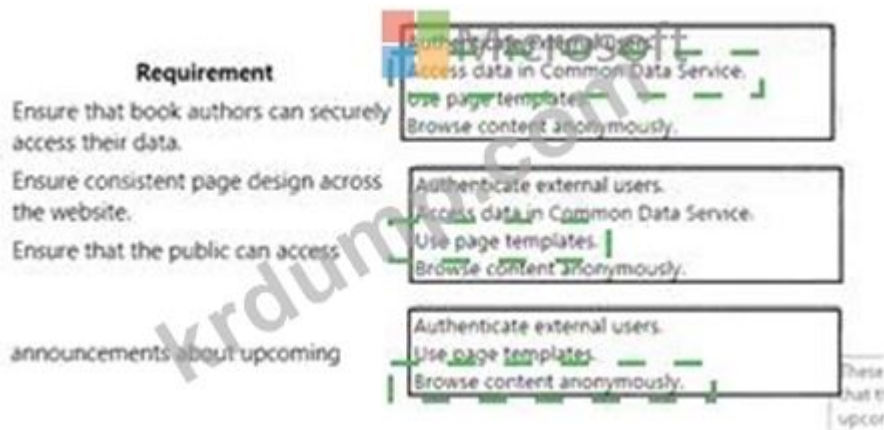
_____.

_____.

_____.

Requirement	Options
Ensure that book authors can securely access their data.	<input type="checkbox"/> Authenticate external users. <input type="checkbox"/> Access data in Common Data Service. <input type="checkbox"/> Use page templates. <input type="checkbox"/> Browse content anonymously.
Ensure consistent page design across the website.	<input type="checkbox"/> Authenticate external users. <input type="checkbox"/> Access data in Common Data Service. <input type="checkbox"/> Use page templates. <input type="checkbox"/> Browse content anonymously.
Ensure that the public can access announcements about upcoming _____.	<input type="checkbox"/> Authenticate external users. <input type="checkbox"/> Use page templates. <input type="checkbox"/> Browse content anonymously.

Answer:



Explanation

Requirement

Ensure that book authors can securely access their data.

Action

- Authenticate external users.
- Access data in Common Data Service.
- Browse content anonymously.
- Customize layouts.

Ensure consistent page design across the website.

- Authenticate external users.
- Access data in Common Data Service.
- Use page templates.
- Browse content anonymously.

Ensure that the public can access announcements about upcoming books.

- Authenticate external users.
- Use page templates.
- Browse content anonymously.

Reference:

<https://www.onactuate.com/upgrades/what-is-the-new-powerapps-portal/>

<https://docs.microsoft.com/en-us/powerapps/maker/portals/configure/page-templates>

NEW QUESTION: 64

Power Virtual Agents can be used to create chatbots that can interact with users. You are creating a chatbot for a company that sells books. The chatbot needs to capture the user id for authentication. A customer asks a question that needs to be handed off to a live Customer Support representative.

Answer Area



Scenario

Component type

The chatbot needs to capture the user id for authentication.

- Topic
- Entity
- Action

A customer asks a question that needs to be handed off to a live Customer Support representative.

- Topic
- Entity
- Action

Answer:

Answer Area	Scenario	Component type			
	The chatbot needs to capture of the user id for authentication.	<table border="1"> <tr><td>Topic</td></tr> <tr><td>Entity</td></tr> <tr><td>Action</td></tr> </table>	Topic	Entity	Action
Topic					
Entity					
Action					
	A customer asks a question that needs to be handed off to a live Customer Support representative.	<table border="1"> <tr><td>Topic</td></tr> <tr><td>Entity</td></tr> <tr><td>Action</td></tr> </table>	Topic	Entity	Action
Topic					
Entity					
Action					

Explanation

Graphical user interface, application Description automatically generated

Scenario

Component type

The chatbot needs to capture of the user id for authentication.

▼
Topic
Entity
Action

A customer asks a question that needs to be handed off to a live Customer Support representative.

▼
Topic
Entity
Action



Reference:

<https://docs.microsoft.com/en-us/power-virtual-agents/fundamentals-what-is-power-virtual-agents>

<https://www.c-sharpcorner.com/article/get-started-with-bot-development-with-microsoft-power-virtual-agent-ste>

NEW QUESTION: 65

Power Platform is a collection of tools that help you build and use apps across your organization.

Power Apps is a set of tools that help you build and use apps across your organization. Power Apps is a part of the Power Platform. Power Apps is a set of tools that help you build and use apps across your organization.

Power Apps is a set of tools that help you build and use apps across your organization.

A. Power Apps is a set of tools that help you build and use apps across your organization.

B. Power Apps is a set of tools that help you build and use apps across your organization.

C. Power Apps is a set of tools that help you build and use apps across your organization.

D. Common Data Service is a set of tools that help you build and use apps across your organization.

E. Dynamics 365 Finance is a set of tools that help you build and use apps across your organization.

Answer: A,B,E (LEAVE A REPLY)

Reference:

<https://docs.microsoft.com/en-us/powerapps/maker/portals/portal-templates>

NEW QUESTION: 66

Power BI Desktop comes with Query Editor, where you can connect to one or many data sources, shape and transform the data to meet your needs, then load that model into Power BI Desktop.

- A. Power BI Desktop
- B. Power BI Query Editor
- C. Power BI Desktop and Query Editor
- D. Power BI Desktop and Power BI Service

Answer: A (LEAVE A REPLY)

Explanation

Power BI Desktop comes with Query Editor, where you can connect to one or many data sources, shape and transform the data to meet your needs, then load that model into Power BI Desktop.

Reference:

<https://docs.microsoft.com/en-us/power-bi/desktop-query-overview>

NEW QUESTION: 67

Power Apps keeps a version history of your apps. You can restore a canvas app to a previous version. How many versions of a canvas app can you restore?

- A. 1
- B. 2
- C. 3
- D. 4

Answer: C (LEAVE A REPLY)

Explanation

Restore a canvas app to a previous version in PowerApps.

1. Open powerapps.com, and then click or tap Apps in the left navigation bar.
2. Near the right edge, click or tap the info icon for the app that you want to restore.
3. Click or tap the Versions tab, and then click or tap Restore for the version that you want to restore.



4. In the confirmation dialog box, click or tap Restore.

A new version is added to your list.

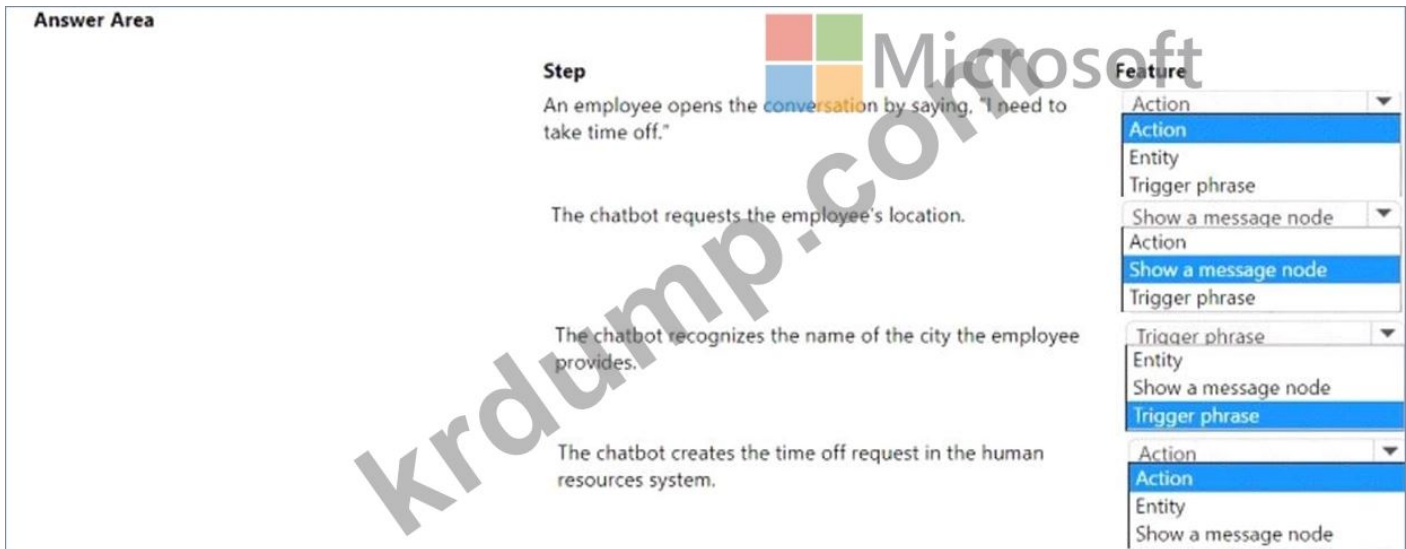


Reference:

<https://docs.microsoft.com/en-us/powerapps/maker/canvas-apps/restore-an-app>

NEW QUESTION: 68

□ □□□□ □□□ □□□□ □□ Power Virtual Agents □□□ □□□□ □□□□.
□□□ □□□ □□□ □ □□ □□□ □□□ □□□□ □□□.
□□ □□□ □□□□ □□□? □□□□□ □□ □□□□ □□□ □□□ □□□□□.
□□: □□□ □□□ □□ 1□□ □□□ □□□□□.



Answer:

Answer Area

Step
 An employee opens the conversation by saying, "I need to take time off."
 The chatbot requests the employee's location.
 The chatbot recognizes the name of the city the employee provides.
 The chatbot creates the time off request in the human resources system.

Feature
 Action
 Action
 Entity
 Trigger phrase
 Show a message node
 Action
 Show a message node
 Trigger phrase
 Trigger phrase
 Entity
 Show a message node
 Trigger phrase
 Action
 Action
 Entity
 Show a message node




Explanation

Answer Area

Step
 An employee opens the conversation by saying, "I need to take time off."
 The chatbot requests the employee's location.
 The chatbot recognizes the name of the city the employee provides.
 The chatbot creates the time off request in the human resources system.

Feature
 Action
 Show a message node
 Trigger phrase
 Action



NEW QUESTION: 69

Canvas LMS will adapt to the language setting of the author.

When running a canvas app on a mobile device, the app adopts the app author's language.

Numbers and dates in Power Apps app automatically conform to the regional and language settings for a user's device.

Statement	Yes	No
Canvas app authoring environment will adapt to the language setting of the author.	<input type="radio"/>	<input type="radio"/>
When running a canvas app on a mobile device, the app adopts the app author's language.	<input type="radio"/>	<input type="radio"/>
Numbers and dates in Power Apps app automatically conform to the regional and language settings for a user's device.	<input type="radio"/>	<input type="radio"/>

Answer:

Statement	Yes	No
Canvas app authoring environment will adapt to the language setting of the author.	<input type="checkbox"/>	<input type="checkbox"/>
When running a canvas app on a mobile device, the app adopts the app author's language.	<input type="checkbox"/>	<input type="checkbox"/>
Numbers and dates in Power Apps app automatically conform to the regional and language settings for a user's device.	<input type="checkbox"/>	<input type="checkbox"/>

Explanation

Statement	Yes	No
Canvas app authoring environment will adapt to the language setting of the author.	<input checked="" type="radio"/>	<input type="radio"/>
When running a canvas app on a mobile device, the app adopts the app author's language.	<input checked="" type="radio"/>	<input type="radio"/>
Numbers and dates in Power Apps app automatically conform to the regional and language settings for a user's device.	<input checked="" type="radio"/>	<input type="radio"/>

Reference:

<https://docs.microsoft.com/en-us/powerapps/maker/canvas-apps/global-apps>

NEW QUESTION: 70

Microsoft 365, Power Platform Dynamics 365.

Power Apps

.?

- A.
- B.
- C.

Answer: B (LEAVE A REPLY)

NEW QUESTION: 71

User1 User1 User2 User2 User3

User3 User3

□□□ 3□ □□□ □□□□ □□□ □□□□ □□□.
□□□ □□?

- A. □□□□ □□□□ User3□ □□□□□ □□□□ □□□□.
- B. User1□ Power BI D□ □□ □□□ □□ □□□ □□□□ □□□□□□□□. User2□ □□□□ □□□□□□ □□□ User3□ □□□□□□ □□ □□□□□□□ □□□.
- C. User3□ □□□ □□□ Power BI□ □□ □□□□ □□ □□□□ □□□□□□□□ □□□.

Answer: A ([LEAVE A REPLY](#))

NEW QUESTION: 72

□□□□ Common Data Service □□□ □□ □□□□□□.
□□ □ □□□ □□ □□□ □□□ □□ □□□□□□□. □□□ □□□ □□□□ □□□□□□.
□□: □ □□□ □□□ 1□□ □□□ □□□□□.

Statement	Yes	No
You can create a Common Data Service environment in the Power Platform Admin center.	<input type="radio"/>	<input type="radio"/>
You must enable data encryption after you create a Common Data Service environment.	<input type="radio"/>	<input type="radio"/>
You can control security roles and privileges in a Common Data Service Environment from the Power Apps Admin center.	<input type="radio"/>	<input type="radio"/>

Answer:

Statement	Yes	No
You can create a Common Data Service environment in the Power Platform Admin center.	<input checked="" type="radio"/>	<input type="radio"/>
You must enable data encryption after you create a Common Data Service environment.	<input type="radio"/>	<input checked="" type="radio"/>
You can control security roles and privileges in a Common Data Service Environment from the Power Apps Admin center.	<input checked="" type="radio"/>	<input type="radio"/>

Explanation

Statement	Yes	No
You can create a Common Data Service environment in the Power Platform Admin center.	<input checked="" type="radio"/>	<input type="radio"/>
You must enable data encryption after you create a Common Data Service environment.	<input type="radio"/>	<input checked="" type="radio"/>
You can control security roles and privileges in a Common Data Service Environment from the Power Apps Admin center.	<input checked="" type="radio"/>	<input type="radio"/>

Reference:

<https://docs.microsoft.com/en-us/power-platform/admin/create-database>

<https://docs.microsoft.com/en-us/power-platform/admin/database-security>

NEW QUESTION: 73

Power BI is a cloud-based business intelligence tool that allows users to create and share reports and dashboards. It is part of the Microsoft Power Platform. Power BI is used to analyze data from various sources and create visualizations. It is a self-service tool that allows business users to create reports and dashboards without the need for IT support. Power BI is a cloud-based tool that allows users to create and share reports and dashboards. It is part of the Microsoft Power Platform. Power BI is used to analyze data from various sources and create visualizations. It is a self-service tool that allows business users to create reports and dashboards without the need for IT support.

- A. Microsoft Power BI
- B. Microsoft Power BI
- C. Microsoft Power BI
- D. Power BI is a cloud-based tool

Answer: B (LEAVE A REPLY)

Reference:

<https://docs.microsoft.com/en-us/power-bi/service-how-to-collaborate-distribute-dashboards-reports>

NEW QUESTION: 74

Power BI is a cloud-based business intelligence tool that allows users to create and share reports and dashboards. It is part of the Microsoft Power Platform. Power BI is used to analyze data from various sources and create visualizations. It is a self-service tool that allows business users to create reports and dashboards without the need for IT support. Power BI is a cloud-based tool that allows users to create and share reports and dashboards. It is part of the Microsoft Power Platform. Power BI is used to analyze data from various sources and create visualizations. It is a self-service tool that allows business users to create reports and dashboards without the need for IT support.

	Yes	No
Managed solutions can be used to group multiple Power Platform components together during solution development.	<input type="radio"/>	<input type="radio"/>
Managed solutions must be used to distribute a Power Platform application on AppSource.	<input type="radio"/>	<input type="radio"/>
Managed solutions always protect Power Platform components from editing when components are exported to another environment.	<input type="radio"/>	<input type="radio"/>

Answer:

	Yes	No
Managed solutions can be used to group multiple Power Platform components together during solution development.	<input checked="" type="radio"/>	<input type="radio"/>
Managed solutions must be used to distribute a Power Platform application on AppSource.	<input type="radio"/>	<input checked="" type="radio"/>
Managed solutions always protect Power Platform components from editing when components are exported to another environment.	<input checked="" type="radio"/>	<input type="radio"/>

Explanation

Box 1: Yes

Managed solutions are used to deploy to any environment that isn't a development environment for that solution.

Box 2: No

Unmanaged solutions can be exported either as unmanaged or managed.

Box 3: Yes

You can't edit components directly within a managed solution. To edit managed components, first add them to an unmanaged solution.

Reference:

<https://docs.microsoft.com/en-us/power-platform/alm/solution-concepts-alm>

NEW QUESTION: 75

□□□ □□□ □□□ □□□□ □□ Power Platform □□ □□ □□□□ □□□□ □□□ □□□ □□□□. □□ □□ □□□ □□ □□□ □□□ □□ □□□□□□. □□□ □□□ □□□□ □□ □□□□. □□: □□□□ □□□□ 1□□ □□□□ □□□□.

Answer Area	Microsoft	Statement	Yes	No
		You can create a canvas app that scans and parses documents using Azure Cognitive Services and then adds the appropriate information to Dynamics 365 Sales.	<input type="radio"/>	<input type="radio"/>
		You can create a canvas app that uses Azure Cognitive Services to read incident records and identify tickets that need to be escalated based on sentiment score.	<input type="radio"/>	<input type="radio"/>

Answer:

Answer Area	Microsoft	Statement	Yes	No
		You can create a canvas app that scans and parses documents using Azure Cognitive Services and then adds the appropriate information to Dynamics 365 Sales.	<input checked="" type="radio"/>	<input type="radio"/>
		You can create a canvas app that uses Azure Cognitive Services to read incident records and identify tickets that need to be escalated based on sentiment score.	<input checked="" type="radio"/>	<input type="radio"/>

Explanation

Yes

Yes

NEW QUESTION: 76

Power Virtual Agents can be used to create a custom action to display a knowledge base article that answers a common support question.

You can use Power Automate to retrieve a customer's contact number in order to verify they are an authorized user and their support plan SLA.

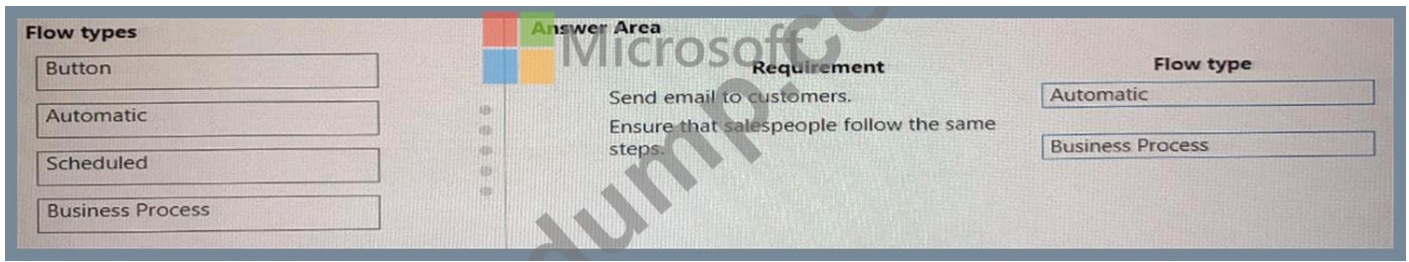
Statements	Yes	No
You must create a custom action to display a knowledge base article that answers a common support question.	<input type="radio"/>	<input type="radio"/>
You can use Power Automate to retrieve a customer's contact number in order to verify they are an authorized user and their support plan SLA.	<input type="radio"/>	<input type="radio"/>

Answer:

Microsoft	Statements	Yes	No
	You must create a custom action to display a knowledge base article that answers a common support question.	<input type="radio"/>	<input checked="" type="radio"/>
	You can use Power Automate to retrieve a customer's contact number in order to verify they are an authorized user and their support plan SLA.	<input checked="" type="radio"/>	<input type="radio"/>

Explanation

Graphical user interface, text, application, email Description automatically generated



NEW QUESTION: 78

Power Virtual Agents □□□ □□□□.

□□□ □□ □□□□ □□ □□ □□□ □□ □□□ □□ □□ □□□ □□□□ □□ □□.

□□□ □□□□ □□□□?

- A. □□ □□□□
- B. □□□ □□□□ □□□□
- C. □□□ □□ □□

Answer: (SHOW ANSWER)

Reference:

<https://docs.microsoft.com/en-us/power-virtual-agents/authoring-test-bot>

NEW QUESTION: 79

□□□□ □□ □ □□ □□□ □□ □□□ □□□ □□ □□□ □□□ □□□□ □□□□. □□ □□ □□ □□ □□□ □□ □□ □□□ □□□□ □□□□. □□ □□□ □□□□ □□□□?

- A. Power Platform □□ □□
- B. Power Virtual Agents □□
- C. □□ □□□
- D. □□ □□
- E. □□ □ □□□□□

Answer: B (LEAVE A REPLY)

NEW QUESTION: 80

Power BI □□□□□ □□□□□.

□ □□□ □□ □□□ □□□□□□□□. □□□□□□ □□ □□□ □□□□ □□□ □□ □□□□ □□ □□□ □□□□□□□□. □ □□□ □ □, □□ □ □□□□□ □□ □□□□ □□ □ □□□ □□.

□□: □□□ □□□ □□□ 1□□ □□□ □□□□□.



Answer:

Requirement

Power BI component

Allow users to set and receive alerts when data changes beyond specified limits.

workspaces

View and filter data and export data to Microsoft Excel for further manipulation and analysis.

dataset

NEW QUESTION: 82

Power Platform Power Apps Power Automate Power BI
Power Apps Power Automate Power BI
Power Automate Power BI
Power BI

Scenario

Tool

Field technicians need a mobile app to capture the location and the image of defective products.

- Canvas app
- Power Apps portal
- Common Data Service

Sales representatives need to see different views and dashboards in the sales app.

- Canvas app
- Model-driven app
- Power Apps portal

External customers need to view the progress of their service cases.

- Model-driven app
- Power Apps portal
- Common Data Service

Answer:

Scenario

Tool

Field technicians need a mobile app to capture the location and the image of defective products.

	▼
Canvas app	
Power Apps portal	
Common Data Service	

Sales representatives need to see different views and dashboards in the sales app.

	▼
Canvas app	
Model-driven app	
Power Apps portal	

External customers need to view the progress of their service cases.

	▼
Model-driven app	
Power Apps portal	
Common Data Service	



Explanation

Scenario	Tool								
Field technicians need a mobile app to capture the location and the image of defective products.	<table border="1"> <tr> <td></td> <td>▼</td> </tr> <tr> <td>Canvas app</td> <td></td> </tr> <tr> <td>Power Apps portal</td> <td></td> </tr> <tr> <td>Common Data Service</td> <td></td> </tr> </table>		▼	Canvas app		Power Apps portal		Common Data Service	
	▼								
Canvas app									
Power Apps portal									
Common Data Service									
Sales representatives need to see different views and dashboards in the sales app.	<table border="1"> <tr> <td></td> <td>▼</td> </tr> <tr> <td>Canvas app</td> <td></td> </tr> <tr> <td>Model-driven app</td> <td></td> </tr> <tr> <td>Power Apps portal</td> <td></td> </tr> </table>		▼	Canvas app		Model-driven app		Power Apps portal	
	▼								
Canvas app									
Model-driven app									
Power Apps portal									
External customers need to view the progress of their service cases.	<table border="1"> <tr> <td></td> <td>▼</td> </tr> <tr> <td>Model-driven app</td> <td></td> </tr> <tr> <td>Power Apps portal</td> <td></td> </tr> <tr> <td>Common Data Service</td> <td></td> </tr> </table>		▼	Model-driven app		Power Apps portal		Common Data Service	
	▼								
Model-driven app									
Power Apps portal									
Common Data Service									

Reference:

<https://docs.microsoft.com/en-us/powerapps/maker/canvas-apps/getting-started>

<https://docs.microsoft.com/en-us/powerapps/maker/model-driven-apps/model-driven-app-overview>

<https://docs.microsoft.com/en-us/powerapps/maker/portals/overview>

NEW QUESTION: 83

□□□ □□ □□□ □□□□□□.

□□□ □□□ □□□ □ □□ Power Apps □□□ □□□□ □□□.

□□ □□□ □□□ □□□ □□□□□□?

- A. Dynamics 365 □□□
- B. □□□□□□□ □□□□□
- C. Microsoft Azure □□□
- D. □□ □□□ □□□

Answer: (SHOW ANSWER)

Explanation

SharePoint can be set up to setup customer feedback.

Note: The PowerApp uses Finance and Operations connector to grab sales order information and SharePoint connector to connect and write the data to SharePoint list.

Reference:

<https://powerapps.microsoft.com/en-us/blog/scenario-2-collect-customer-feedback-in-sharepoint-after-order-deli>

NEW QUESTION: 84


□□□ Common Data Service □ □□□ □□□□ □□□□ □□□ □□□□□. □□□ □□□ □□ □□□ □□□□ □□□. □□ □□□ □□□□ □□□? □□□□□ □□□ □□□ □□ □□ □□□□ □□□□□□□□. □ □□□ □ □, □ □ □□ □□□□□ □□ □□□□ □□ □ □□□□. □□□□ □□□ □ □□ □ □□ □□□ □□□ □□□□□ □ □ □□□□□. □□: □ □□□ □□□ 1□□ □□□ □□□□□.

Features	Requirement	Feature
business rules	Validate data across multiple fields and entities regardless of the app used to create data.	Feature
business process flows	Create visual guides to ensure that users enter data and perform tasks in a consistent manner.	Feature
Common Data Model	Accelerate development by using a standard set of entities for the most common scenarios.	Feature

Answer:

Features	Requirement	Feature
business rules	Validate data across multiple fields and entities regardless of the app used to create data.	business rules
business process flows	Create visual guides to ensure that users enter data and perform tasks in a consistent manner.	business process flows
Common Data Model	Accelerate development by using a standard set of entities for the most common scenarios.	Common Data Model

Explanation

Requirement	Feature
Validate data across multiple fields and entities regardless of the app used to create data.	business rules
Create visual guides to ensure that users enter data and perform tasks in a consistent manner.	 business process flows
Accelerate development by using a standard set of entities for the most common scenarios.	Common Data Model

Box 1: business rules

You can create business rules and recommendations to apply logic and validations without writing code or creating plug-ins. Business rules provide a simple interface to implement and maintain fast-changing and commonly used rules.

Box 2: business process flows

Flows Power Automate includes several types of processes, each designed for a different purpose:

Automated flows. Create a flow that performs one or more tasks automatically after it's triggered by an event.

Button flows. Perform repetitive tasks simply by tapping a button on your mobile device.

Scheduled flows. Create a flow that performs one or more tasks on a schedule such as once a day, on a specific date, or after a certain time.

Business process flows. Ensure that people enter data consistently and follow the same steps every time they work in an app by creating a business process flow.

Workflows and actions. Dynamics 365 customizers may be familiar with the classic Common Data Service processes, which are workflows and actions.

Box 3: Common Data Model

Model-driven app design is a component-focused approach to app development. Model-driven app design doesn't require code and the apps you make can be simple or very complex. Unlike canvas app development where the designer has complete control over app layout, with model-driven apps much of the layout is determined for you and largely designated by the components you add to the app.

Reference:

<https://docs.microsoft.com/en-us/powerapps/maker/model-driven-apps/guide-staff-through-common-tasks-proce>

<https://docs.microsoft.com/en-us/powerapps/maker/model-driven-apps/model-driven-app-overview>

NEW QUESTION: 85

□□□□ □□ Microsoft Excel □□□□□□□ □□□□ □□□ □□□ □□□□□. □□□ □□ □□ □□□(CTO)□ □□ □□ □□ □□□□ □□□ □□□□□ □□□.

□□ □□□(CEO)□ CEO□ □□ □□ □ □□□ □□□□ □□□□ CTO□ □□ □ □□ □□□ □□□□□.

□□ □□ □□ □□□ □□□□ □□□.

□□□□ □□ □□ □□ □ □□□ □ □□ □□□ □□□□□? □ □□□ □□□ □□□□ □□ □□□.

□□: □ □□□ □□□ 1□□ □□□ □□□□.

A. □□□□ □□□ □□, □□□ □□ PC□□ □□□ □□ □□□ □ □□□□.

B. □□□ □□ □□□ □□ □□ □□□ □ □□□□.

C. □□ □□ Excel □□□□□□□□ □□□ □□□ □□ □□□ □ □□□□.

D. □□□ □□ □□□ □□□□ □□ □□□ □□□, □□ □ □□□ □□□□ □□□□.

Answer: A,D ([LEAVE A REPLY](#))

NEW QUESTION: 86

□□□ □□□□ □□ Power Automate □□□ □□□□ □□□□.

□□□□ □□□□ PDF □□□ Microsoft OneDrive □□□ □□□□□. □□ □□ □□□ □□ □ □□□ □□□□ □ □□□ □□□ Microsoft SharePoint □□□ □□□□. □□ □□□□ □□ □□, □□ □□ □ □□ □□ □□ □□□□ □□□□ SharePoint □□□ □□□□ □□□. □□ AI Builder □□□ □□□□ □□□?

A. □□□ □□

B. □□ □□ OC.

C. □□□ □□

D. □□ □□

Answer: C ([LEAVE A REPLY](#))

Reference:

<https://docs.microsoft.com/en-us/ai-builder/prebuilt-text-recognition>

NEW QUESTION: 87

□□□ □□ □□□□ □□□□ □□□□.

□□ □□□□ □□□□ □□□□ □□□□ □□□.

□□ ERP(Enterprise Resource Planning) □□□□ □□□ Microsoft Dataverse Microsoft Excel

□□ □□□□□ □□□□□□ □□ □□ □ □□□□ □□ □□□□ □□□□□ □□□.

□□□□ □□□□ □□□.

□□□ □□□□ □□□?

A. □

B. □□□□

C. □□ □□□□□

D. □□□

Answer: B ([LEAVE A REPLY](#))

NEW QUESTION: 88

Microsoft Excel and Power BI are both part of the Microsoft 365 ecosystem.

Microsoft Excel is a spreadsheet application, while Power BI is a data visualization tool.

Both applications can be used to analyze data, but they serve different purposes.

Excel is used for data entry and calculation, while Power BI is used for data analysis and reporting.

A. Both are used for data analysis and reporting.

B. Both are used for data entry and calculation.

C. Excel is used for data entry and calculation, while Power BI is used for data analysis and reporting.

D. Power BI is used for data entry and calculation, while Excel is used for data analysis and reporting.

Answer: A,D (LEAVE A REPLY)

Reference:

<https://docs.microsoft.com/en-us/power-bi/create-reports/service-dashboard-pin-live-tile-from-report>

<https://docs.microsoft.com/en-us/power-bi/collaborate-share/service-share-dashboards#limitations-andconsiderat>

NEW QUESTION: 89

Microsoft Power Automate is a cloud-based workflow automation tool. It allows users to create and manage workflows that can be triggered by various events and actions.

Power Automate workflows can be triggered by a variety of events, such as a new email arriving in a mailbox or a new file being added to a folder.

Which of the following is a requirement for a Power Automate workflow to be triggered by a new email arriving in a mailbox?

A. The workflow must be triggered by a specific email address.

B. The workflow must be triggered by a specific email subject.

C. Flow types

Answer Area

automated

instant

scheduled

business process

Requirement

Flow type

Ensure that all of the steps for completing tasks are consistently followed by all team members.

Allow users to send an email to the project lead whenever a task is completed.

Automatically send a list of completed tasks at the end of each week.

Answer:

□□ □ □□□ □□ □□□ □□□ □□ □□□□□□. □□□ □□□ □□□□ □□□□□□.
□□: □ □□□ □□□ 1□□ □□□ □□□□.

Statement	Yes	No
Notify team members when a response is recorded in a form in Microsoft Forms.	<input type="radio"/>	<input type="radio"/>
When email is received, save email attachments to OneDrive for Business.	<input type="radio"/>	<input type="radio"/>
Receive notifications when negative comments about the company are posted on Twitter.	<input type="radio"/>	<input type="radio"/>

Answer:

Statement	Yes	No
Notify team members when a response is recorded in a form in Microsoft Forms.	<input checked="" type="radio"/>	<input type="radio"/>
When email is received, save email attachments to OneDrive for Business.	<input checked="" type="radio"/>	<input type="radio"/>
Receive notifications when negative comments about the company are posted on Twitter.	<input checked="" type="radio"/>	<input type="radio"/>

Explanation

Statement	Yes	No
Notify team members when a response is recorded in a form in Microsoft Forms.	<input type="radio"/>	<input type="radio"/>
When email is received, save email attachments to OneDrive for Business.	<input type="radio"/>	<input type="radio"/>
Receive notifications when negative comments about the company are posted on Twitter.	<input type="radio"/>	<input type="radio"/>

Reference:

<https://flow.microsoft.com/en-us/galleries/public/templates/b923bbd04bda11e78896d10a96d3fac3/notify-the-tea>

□□ □ □□□□ □□□ □ □□□□? □ □□□ □□□ □□□□ □□□□□.

- A. Power Apps □□□
- B. □□□ □□□
- C. Microsoft Azure DevOps
- D. □ □□□□

Answer: A,C,D (LEAVE A REPLY)

Explanation

You can edit or remove a filter condition through the Power Apps site.

You can create and edit Analytics views in Azure DevOps.

An alternative to editing views in the tables is to edit views from the app designer.

Reference:

<https://docs.microsoft.com/en-us/powerapps/maker/model-driven-apps/create-edit-view-filters>

<https://docs.microsoft.com/en-us/azure/devops/report/powerbi/analytics-views-create>

<https://docs.microsoft.com/en-us/powerapps/maker/model-driven-apps/create-edit-views-app-designer>

NEW QUESTION: 94

□□□ Power Platform □□□□ □□□ □□□□□.


□□ □ □□□ □□ □□ □□□ □□□ □□ □□□□□□. □□□ □□□ □□□□ □□□□□.

□□: □□□ □□□ □□ 1□□ □□□ □□□□□.

Answer Area

		Yes	No
Users can interact with canvas apps directly in Microsoft SharePoint and Teams.		<input type="radio"/>	<input type="radio"/>
Users can interact with model-driven apps directly in Microsoft SharePoint and Teams.		<input type="radio"/>	<input type="radio"/>

Answer:

		Yes	No
Users can interact with canvas apps directly in Microsoft SharePoint and Teams.		<input checked="" type="radio"/>	<input type="radio"/>
Users can interact with model-driven apps directly in Microsoft SharePoint and Teams.		<input type="radio"/>	<input checked="" type="radio"/>

Explanation

		Yes	No
Users can interact with canvas apps directly in Microsoft SharePoint and Teams.		<input checked="" type="radio"/>	<input type="radio"/>
Users can interact with model-driven apps directly in Microsoft SharePoint and Teams.		<input type="radio"/>	<input checked="" type="radio"/>

NEW QUESTION: 95

□□□□ AI Builder □ □□ □ □□ □□□□ □□□□.

AI Builder □ □□ □ □□ □ □□ □□□□□ □□□□□? □ □□□ □□□ □□□ □□□□ □□□□□.

□□: □ □□□ □□□ 1□□ □□□ □□□□.

A. □□□□ □□□ □□ □□□□□ □□□□ □□□□.

B. □□ □□□□□□□□ □□□□ □□□□□□.

C. □□ □□□ □□□□ □□□□ □□□□ □□ □□□□ □□□□ □□□□□ □□□□□.

D. □□□□ □□□□ □□□□ □□ □□□ □□□□□.

Answer: B,D (LEAVE A REPLY)

Reference:

<https://powerapps.microsoft.com/en-us/blog/introducing-ai-builder-for-powerplatform/>

NEW QUESTION: 96

□□□□ Power Apps □□□ □□□ □□□□□.

□□ □ □□□ □□ □□□ □□□ □□ □□□□□□. □□□ □□□ □□□□ □□□□□.

□□: □ □□□ □□□ 1□□ □□□ □□□□.

Statement	Yes	No
You must use standard templates for building portals.	<input type="radio"/>	<input type="radio"/>
You can test portals in non-production environments and then migrate the portals into production environments.	<input type="radio"/>	<input type="radio"/>
When transitioning to the new version of a portal, you can display a customizable maintenance page until the new portal is ready to be used.	<input type="radio"/>	<input type="radio"/>

Answer:

Statement	Yes	No
You must use standard templates for building portals.	<input checked="" type="radio"/>	<input type="radio"/>
You can test portals in non-production environments and then migrate the portals into production environments.	<input checked="" type="radio"/>	<input type="radio"/>
When transitioning to the new version of a portal, you can display a customizable maintenance page until the new portal is ready to be used.	<input checked="" type="radio"/>	<input type="radio"/>

Explanation

Which trigger type is used to send a notification when an Excel workbook is uploaded?
 Which trigger type is used to synchronize customer data with a proprietary accounting database?
 Answer: Push trigger, Triggers for business process flow




Answer:



Explanation

Answer Area



NEW QUESTION: 99

Power Apps is used to create apps for mobile devices. Which trigger type is used to send a notification when an Excel workbook is uploaded?
 Which trigger type is used to synchronize customer data with a proprietary accounting database?
 Answer: Push trigger, Triggers for business process flow

- A. Push trigger
- B. Triggers for business process flow
- C. Polling trigger
- D. Triggers for scheduled flows

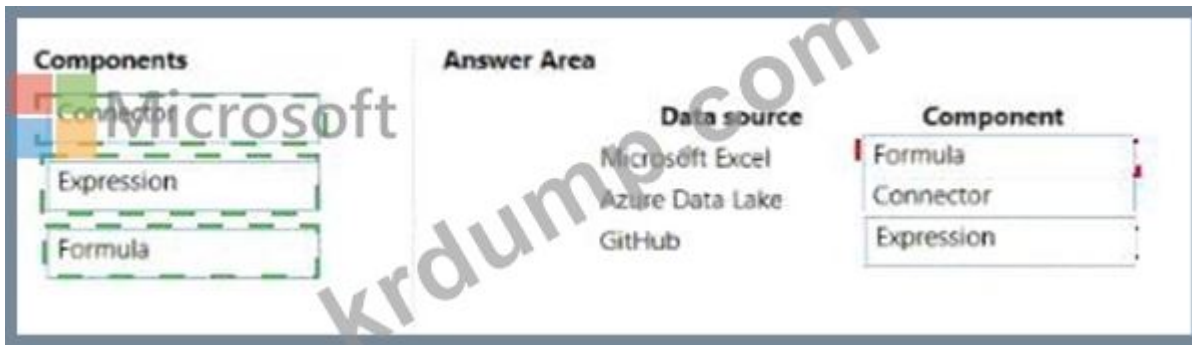
Answer: A (LEAVE A REPLY)

NEW QUESTION: 100

Power Automate is used to create workflows. Which data source is used to connect to Microsoft Excel, Azure Data Lake, or GitHub?
 Which component is used to connect to Microsoft Excel, Azure Data Lake, or GitHub?
 Answer: Microsoft Excel, Azure Data Lake, GitHub, Connector



Answer:



Explanation



Box 1: Formula

Reading an Excel document retrieves the data from the document, allowing it to be processed and modified in flows.

Read and extract data from an Excel document with the Read from Excel worksheet action.

Box 2: Connector

Azure Data Lake Store connector allows you to read and add data to an Azure Data Lake account.

The Azure Data Lake connector is available for Power Automate.

Box 3: Expression

Reference:

<https://docs.microsoft.com/en-us/learn/modules/pad-excel-automation/3-reading-excel-document>

<https://docs.microsoft.com/en-us/connectors/azuredatalake/>

NEW QUESTION: 101

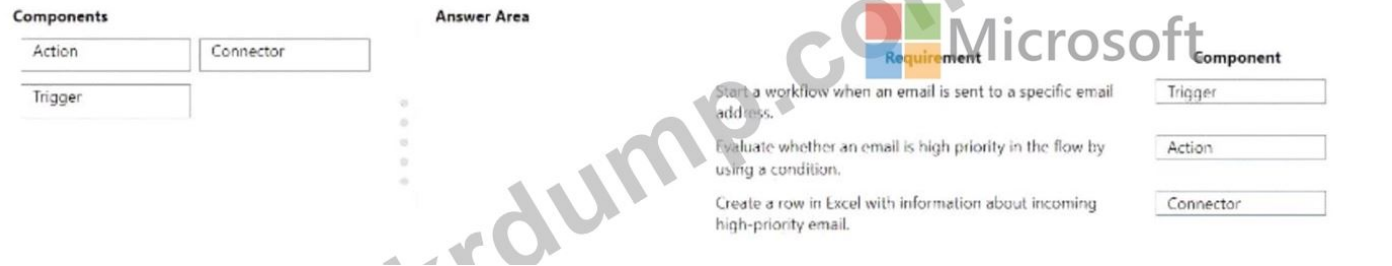
Microsoft Power Platform is a collection of tools that help you create and manage business processes. It includes Power BI, Power Apps, Power Automate, and Power Virtual Agents. Power Automate is a cloud-based service that lets you create and manage workflows that automate repetitive tasks across different applications and services. You can create workflows that trigger actions when certain events occur, such as when a new email is received or when a specific data record is updated. You can also create workflows that evaluate conditions and take actions based on the results. For example, you can create a workflow that starts when an email is sent to a specific email address, evaluates whether the email is high priority, and then creates a row in an Excel spreadsheet with information about the email. This workflow can be used to automate the process of tracking high-priority emails and ensuring that they are processed quickly.



Answer:



Explanation



NEW QUESTION: 102

□□□ □□ □□ □□□□□□□□□□.

□□□□□ □□ □□□□□ □□□□ □□□ □□□□□□□□.

□□ □□ □□□□ □□□□ □□□□.

□□□□ □□ □□□□?

- A. □□ □□ □□□ □□□□□□.
- B. □□ □□□□ □□ □□ □□□□ □□ □□□ □□□□ □□□□ □□ □□□□□□□□.
- C. □□□ □□ □□□□□□ □□ □□□ □□ □□□ □□ □□ □□□□□□□□.
- D. □□ □□□□ □□ □□□ □□□□ □□□□ □□ □□ □□□□□□.

Answer: (SHOW ANSWER)

Explanation

Restore a canvas app to a previous version in PowerApps.

Restore an app from your account

Open powerapps.com, and then click or tap Apps in the left navigation bar.

Near the right edge, click or tap the info icon for the app that you want to restore.

Click or tap the Versions tab, and then click or tap Restore for the version that you want to restore.

In the confirmation dialog box, click or tap Restore.

A new version is added to your list.

Reference:

<https://docs.microsoft.com/en-us/powerapps/maker/canvas-apps/restore-an-app>

NEW QUESTION: 103

□□ □□ Power BI □□□□ □□□□ □□□□.

□□ □ □□□ □□ □□□ □□□ □□ □□□□□□□□. □□□ □□□ □□□□ □□□□□□.

□□: □ □□□ □□□ 1□□ □□□ □□□□□.

Statements

Yes

No

Power BI can only retrieve data from up to two different sources for each dashboard.

Power BI visualizations can be used in canvas apps and model driven apps.

Power BI can display charts and list boxes on dashboards.

Answer:

Statements

Yes

No

Power BI can only retrieve data from up to two different sources for each dashboard.

Power BI visualizations can be used in canvas apps and model driven apps.

Power BI can display charts and list boxes on dashboards.

Explanation

Statements

Yes

No

Power BI can only retrieve data from up to two different sources for each dashboard.

Power BI visualizations can be used in canvas apps and model driven apps.

Power BI can display charts and list boxes on dashboards.

Reference:

<https://docs.microsoft.com/en-us/power-bi/visuals/power-bi-visualization-types-for-reports-and-q-and-a>

<https://docs.microsoft.com/en-us/power-bi/visuals/power-bi-visualization-slicers>

NEW QUESTION: 104

□□□□ □□□ □□□□ □□ Microsoft SharePoint □□□□ □□ □□□□ □□ □□ □□□□ □□□□ □ □□ Power Apps □□□□ □□□□ □□□□. □□ □ □□□ □□ □□□ □□□ □□ □□□□□. □□□ □□□ □□□□ □□□□□. □□: □ □□□ □□□ 1□□ □□□ □□□□.

Microsoft

Tools

- Power BI
- Power Automate
- Power Apps

Task

- Automate workflows.
- Trigger an action from an event.
- Create a custom mobile data entry screen.

Tool

- Tool
- Tool
- Tool

Answer:

Microsoft

Tools

- Power BI
- Power Automate
- Power Apps

Task

- Automate workflows.
- Trigger an action from an event.
- Create a custom mobile data entry screen.

Tool

- Power Automate
- Power Automate
- Power Apps

Explanation

Task	Tool
Automate workflows.	Power Automate
Trigger an action from an event.	Power Automate
Create a custom mobile data entry screen.	Power Apps

Reference:

<https://docs.microsoft.com/en-us/power-automate/getting-started>

<https://docs.microsoft.com/en-us/powerapps/maker/portals/compose-page#add-form>

NEW QUESTION: 106

□□□□ Dynamics 365 Supply Chain Management □ Dynamics 365 Sales □□ □□□□ □□□ □□□□□.


□□ □□□□ □□ □□□ □□□ □□ □□□□□□. □□□ □□□ □□□□ □□□□□.

□□: □□□□ □□□ 1□□ □□□ □□□□.

Statement	Yes	No
You can implement a process-based integration by using the Data Integration feature.	<input type="radio"/>	<input type="radio"/>
You can use Microsoft Azure Data Migration to synchronize data between the apps.	<input type="radio"/>	<input type="radio"/>

□□: □ □□□ □□□ 1□□ □□□ □□□□.

Requirement	Trigger type
Run a flow when the user presses a button in a canvas app.	<ul style="list-style-type: none">PowerApps for a selected rowmanually trigger a flowfor a selected file (OneDrive for a Business)
Run a flow when user presses a button in the mobile Flow app.	<ul style="list-style-type: none">PowerApps for a selected rowmanually trigger a flowfor a selected file (SharePoint)



Answer:

Requirement	Trigger type
Run a flow when the user presses a button in a canvas app.	<ul style="list-style-type: none">PowerApps for a selected rowmanually trigger a flowfor a selected file (OneDrive for a Business)
Run a flow when user presses a button in the mobile Flow app.	<ul style="list-style-type: none">PowerApps for a selected rowmanually trigger a flowfor a selected file (SharePoint)

Explanation

Requirement	Trigger type
Run a flow when the user presses a button in a canvas app.	<ul style="list-style-type: none">PowerApps for a selected rowmanually trigger a flowfor a selected file (OneDrive for a Business)
Run a flow when user presses a button in the mobile Flow app.	<ul style="list-style-type: none">PowerApps for a selected rowmanually trigger a flowfor a selected file (SharePoint)

Reference:

<https://docs.microsoft.com/en-us/powerapps/maker/canvas-apps/using-logic-flows>

<https://www.o365dude.com/2017/07/15/flow-buttons-the-hidden-gem-of-microsoft-flow/>

Chart types

Requirement

Chart type

Donut

Show the quarterly sales total to date in relation to the sales goal.

KPIs

KPIs

View the sales trend by month of the sales year to date for all regions.

Line chart

Line chart

View the year-to-date sales as a percentage by region.

Donut

Matrix

Explanation

Box 1: KPIs

A Key Performance Indicator (KPI) is a visual cue that communicates the amount of progress made toward a measurable goal.

Box 2: Line chart

Line charts emphasize the overall shape of an entire series of values, usually over time.

Box 3: Donut

Doughnut charts are similar to pie charts. They show the relationship of parts to a whole. The only difference is that the center is blank and allows space for a label or icon.

Reference:

<https://docs.microsoft.com/en-us/power-bi/visuals/power-bi-visualization-types-for-reports-and-q-and-a>

NEW QUESTION: 114

□□□□ Dynamics 365 Sales □ □□□□□. □□□ Sales Hub □□ □□□□ □□ □□ □□□□ □.

□□□□ □□□ □□□□ □□□□ □ □□□ □□□□ □□□.

□□□□ □□ □□ □□□□ □□□?

A. Dynamics 365 □□ □□

B. Dynamics 365 □□

C. Dynamics 365 □□□□ □□□

D. □□□□ Dynamics 365

Answer: ([SHOW ANSWER](#))

Explanation

Use the Dynamics 365 for phones and Dynamics 365 for tablets apps for your sales, customer service, field service, and other tasks when you're on the go. With one download from your app store, you'll automatically have access to all the apps you need for your role. You will see apps with the new Unified Interface on your mobile device.

Reference:

<https://docs.microsoft.com/en-us/dynamics365/mobile-app/dynamics-365-phones-tablets-users-guide>

NEW QUESTION: 115

□□□ □□□□ □□□□ □□ □□ □□□□□.

□□ □ □□ □□□□ □□ □□□ □□□□ □□□ □ □ □□ □□□ □□□□□□. □□ □□□□

□□ □□□□ □□□ □□ □ □□ □□□□ □□□□□.

□□□ □□□ □□□ □□ □□□ □□□□ □□□.

□□ □□□ □□□□ □□□? □□□□□ □□□ □□□ □□□ □□ □□□□ □□□□□□□□.

□ □□□ □ □, □ □ □□ □□□□□ □□ □□□□ □□ □ □□□□□. □□□□ □□□ □ □□

□ □□ □□□ □□□ □□□□□□ □ □ □□□□□.

□□: □ □□□ □□□ 1□□ □□□ □□□□□.

Tools	Requirement	Tool
Power Apps	Customers must be able to submit support requests by using a website.	Tool
Microsoft Flow	Support requests must be created and stored.	Tool
Power BI	Support technicians must be notified when a new support request is entered.	Tool
Common Data Service	Support technicians must be able to enter a status report for work completed during the previous week by using a mobile app.	Tool

Answer:

Tools	Requirement	Tool
Power Apps	Customers must be able to submit support requests by using a website.	Power BI
Microsoft Flow	Support requests must be created and stored.	Common Data Service
Power BI	Support technicians must be notified when a new support request is entered.	Microsoft Flow
Common Data Service	Support technicians must be able to enter a status report for work completed during the previous week by using a mobile app.	Power Apps

Explanation

Requirement	Tool
Customers must be able to submit support requests by using a website.	Power BI
Support requests must be created and stored.	Common Data Service
Support technicians must be notified when a new support request is entered.	Microsoft Flow
Support technicians must be able to enter a status report for work completed during the previous week by using a mobile app.	Power Apps

NEW QUESTION: 116

□□□□ Microsoft 365, SharePoint Online □ Dynamics 365 Sales□ □□□□□.

□□ □□ □□□ □□□□ □□□□□ □□□ □□□□ □□□.

* □□ Microsoft SQL Server □□□□□ □□□□□ □□□□□□□.

* □□ □□ □□□□ □□□□ □□ □□□□ □□□□.

* □□□□ □□ □□□ □□□ □□ □□□□ □□ □□□□□□□ □□□□□□□.

□□ □ □□ □□ □□ □□ □□□ □□□□ □□□? □ □□□ □□□□ □□□ □□□□□□.

□□: □ □□□ □□□ 1□□ □□□ □□□□□.

- A. □□□□□□□ □□
- B. □□□□□□□ □□
- C. □□ □□□□□
- D. Microsoft □□□ □□□
- E. □□ BI

Answer: C,D (LEAVE A REPLY)

Reference:

<https://docs.microsoft.com/en-us/power-platform/admin/data-integrator>

<https://www.powerobjects.com/blog/2019/04/05/flow-approval-process/>

NEW QUESTION: 117

□□□ □□□□□ □□ □□□ □□□ □□ □□□□ □□□□ □□□ □□□□ □□□ □□□ □□□.

□□ □□□ □□□□□□□ □□ □□ □□□□□□□□ □□□□□ □□□. □ □□□ Microsoft SQL Server Integration Services(SSIS) □□□□ □□□□ □□□□□ □□□□□□ □□□□□

□□ ERP(Enterprise Resource Planning) □□□□□ □□□□□ □□□□□□.

□□□□ □□□ □□ SSIS □□□□□ □□□□□ □□□.

□□□□ □□□□ □□□□ □□ □□□ □□ □□□ □□□□□ □□□□ □□□?

- A. □□□ □□□□□□ □□□□□
- B. Microsoft Azure □□□ □□□
- C. Power Virtual Agents
- D. □□ □□□ □□□

Answer: (SHOW ANSWER)

NEW QUESTION: 118

□□□□ □□□□ □□□ □□□□ □□ □□ □□□□ □□□□. □□ □□□□ □□□□ □□ □□□ □□□ □□□□ □□□□□ □□ □□□□ □□□□□ □□□□□.

□□□□ □□□ □ □□ □ □□ □□□ □□□□□? □ □□□ □□□□ □□□ □□□□□□.

□□: □ □□□ □□□ 1□□ □□□ □□□□□.

- A. □□□□
- B. □□
- C. □□□□□
- D. □□□

Answer: B,C ([LEAVE A REPLY](#))

NEW QUESTION: 119

□□ □□ □□ □□□ □□□□.
□□ □ □□□ □□ □□□ □□□ □□ □□□□□□. □□□ □□□ □□□□ □□□□□□.
□□: □ □□□ □□□ 1□□ □□□ □□□□.

Statements	Yes	No
To add entities to an app, entities are dragged onto the app canvas from the components area.	<input type="radio"/>	<input type="radio"/>
View definition is created in the component area of the app designer.	<input type="radio"/>	<input type="radio"/>
You must save, validate, and publish your app for others to see the changes.	<input type="radio"/>	<input type="radio"/>

Answer:

Statements	Yes	No
To add entities to an app, entities are dragged onto the app canvas from the components area.	<input type="radio"/>	<input checked="" type="radio"/>
View definition is created in the component area of the app designer.	<input checked="" type="radio"/>	<input type="radio"/>
You must save, validate, and publish your app for others to see the changes.	<input checked="" type="radio"/>	<input type="radio"/>

Explanation

Statements	Yes	No
To add entities to an app, entities are dragged onto the app canvas from the components area.	<input type="radio"/>	<input checked="" type="radio"/>
View definition is created in the component area of the app designer.	<input checked="" type="radio"/>	<input type="radio"/>
You must save, validate, and publish your app for others to see the changes.	<input checked="" type="radio"/>	<input type="radio"/>

Reference:

- <https://docs.microsoft.com/en-us/powerapps/maker/model-driven-apps/build-first-model-driven-app>
- <https://docs.microsoft.com/en-us/powerapps/maker/model-driven-apps/validate-app>

NEW QUESTION: 120

Power BI □□□□□ □□ □□□□□ □ □□ □□□ □□□□ □□□. □□□ □□□□ □□□?

- A. □□ □□
- B. □□
- C. □□□
- D. □□ □□□ □□□

Answer: B ([LEAVE A REPLY](#))

NEW QUESTION: 121

□□□□ Dynamics 365 Supply Chain Management□ □□□□□.

□□ □□□□ □□□□ □□ □ □□□ □□ □□ □□□ □□□□ □□□ □□ □□□ □□□□

□ □□□□□ □□□□□□ □□ Microsoft Outlook □□□ □□□□ □□□.

Outlook □□□ □□□□□□ □□□ □□□□ □□□.

□□ □ □□ □□□ □□□□ □□□? □ □□□ □□□□ □□□ □□□□□.

□□: □ □□□ □□□ 1□□ □□□ □□□□.

- A. AI □□
- B. □□ □
- C. □□□□ □□□
- D. □□□□□□□ □□□
- E. □□ □□□ □□□

Answer: C ([LEAVE A REPLY](#))

Explanation

Business events in Microsoft Power Automate

Business events can be consumed in Microsoft Power Automate via the application connector. The connector has a trigger that is named when a business event occurs. This trigger can be used to subscribe to any of the business events that are available in the target instance of the application.

Reference:

<https://docs.microsoft.com/en-us/dynamics365/fin-ops-core/dev-itpro/business-events/business-events-flow>

PL-900-KR □□ □□□ □□□□□ □□ DumpTop □□ □□□□ □□□ PL-900-KR □□!
 DumpTop □ □□ **PL-900-KR** □□ □□□ □□□□□□, DumpTop PL-900-KR □□ □□□
 □□□□□□□□ □□□ □□□□□□□□. □□□□ □□□ □□□□ □□ DumpTop PL-900-
 KR □□□ □□□□□. <https://www.dumptop.com/Microsoft/PL-900-KR-dump.html> (360 Q&As
 Dumps, **30%OFF** Special Discount: **KrDump**)

NEW QUESTION: 122

Power Automate connectors. You must use Microsoft Azure API apps to create a public custom connector.

Statement	Yes	No
You must certify custom connectors before users in other departments within your organization can use the connectors.	<input type="radio"/>	<input type="radio"/>
You must use Microsoft Azure API apps to create a public custom connector.	<input type="radio"/>	<input type="radio"/>

Answer:

Statement	Yes	No
You must certify custom connectors before users in other departments within your organization can use the connectors.	<input type="radio"/>	<input checked="" type="radio"/>
You must use Microsoft Azure API apps to create a public custom connector.	<input checked="" type="radio"/>	<input type="radio"/>

Explanation

Statement	Yes	No
You must certify custom connectors before users in other departments within your organization can use the connectors.	<input type="radio"/>	<input checked="" type="radio"/>
You must use Microsoft Azure API apps to create a public custom connector.	<input checked="" type="radio"/>	<input type="radio"/>

Reference:

<https://docs.microsoft.com/en-us/connectors/custom-connectors/share>

NEW QUESTION: 123

Power Automate connectors. You must use Microsoft Azure API apps to create a public custom connector.

Which of the following is a valid JSON object?

- A. {}
- B. [{"key": "value"}]
- C. [{"key": "value"}]
- D. [{"key": "value"}]

Answer: A ([LEAVE A REPLY](#))

NEW QUESTION: 124

Which of the following is a valid JSON object?

Which of the following is a valid JSON object?

Power BI can connect to IoT data sources.

Which of the following is a valid JSON object?

- A. [{"key": "value"}]
- B. [{"key": "value"}]
- C. [{"key": "value"}]
- D. Power BI can connect to IoT data sources.
- E. [{"key": "value"}]

Answer: B ([LEAVE A REPLY](#))

Explanation

<https://docs.microsoft.com/en-us/power-bi/service-real-time-streaming>

<https://powerbi.microsoft.com/en-us/blog/using-power-bi-real-time-dashboards-to-display-iot-sensor-data-astep-by-step-tutorial/>

NEW QUESTION: 125

Which of the following is a valid JSON object?

Which of the following is a valid JSON object?

Which of the following is a valid JSON object?

Which of the following is a valid JSON object?

- A. {}
- B. {}
- C. {}
- D. {}

Answer: C,D ([LEAVE A REPLY](#))

Reference:

<https://docs.microsoft.com/en-us/power-automate/get-started-logic-flow>

NEW QUESTION: 126

Which of the following is a valid JSON object?

Which of the following is a valid JSON object?

Which of the following is a valid JSON object?

Which of the following is a valid JSON object?

□□: □ □□□ □□□ 1□□ □□□ □□□□.

- A. □□□□ □□□ □□□□ □□
- B. □□□□ □□□ □□
- C. □□□□ □□□ □□
- D. □□□□ □□□□□ □
- E. □□□□ □□ □

Answer: B,C,D (LEAVE A REPLY)

Explanation

Triggers like When a record is created, When a record is updated, and When a record is deleted initiate your flow within a few minutes of the event occurring. In rare cases, your flow can take up to 2 hours to trigger.

Reference:

<https://docs.microsoft.com/en-us/power-automate/connection-dynamics365>

NEW QUESTION: 127

□□□□ □□ □□□□□□ □□□ □□ □□ □ □□ □□□□□□□ □□□□ □□□ □□ □ □□□□□. □□□ □□ □□□ □□ □□□□□?

- A. 0
- B. 1
- C. 2
- D. 3

Answer: B (LEAVE A REPLY)

Reference:

<https://docs.microsoft.com/en-us/powerapps/maker/canvas-apps/working-with-data-sources>

NEW QUESTION: 128

□□□ □□ □□ □ □□ □□□ □□□□ Power Platform □□ □□ □□□□□.
□□ □ □□□ □□ □□□ □□□ □□ □□□□□□. □□□ □□□ □□□□ □□□□□.
□□: □ □□□ □□□ 1□□ □□□ □□□□.

	Statement	Yes	No
	Custom connector cannot be used if a standard connector for the service is available.	<input type="radio"/>	<input type="radio"/>
	Custom connectors are supported in instant flows only.	<input type="radio"/>	<input type="radio"/>
	Standard and custom connectors cannot be mixed within the same flow or app.	<input type="radio"/>	<input type="radio"/>

Answer:

Statement	Yes	No
Custom connector cannot be used if a standard connector for the service is available.	<input type="checkbox"/>	<input type="checkbox"/>
Custom connectors are supported in instant flows only.	<input type="checkbox"/>	<input checked="" type="checkbox"/>
Standard and custom connectors cannot be mixed within the same flow or app.	<input checked="" type="checkbox"/>	<input type="checkbox"/>

Explanation

Statement	Yes	No
Custom connector cannot be used if a standard connector for the service is available.	<input type="checkbox"/>	<input type="checkbox"/>
Custom connectors are supported in instant flows only.	<input type="checkbox"/>	<input checked="" type="checkbox"/>
Standard and custom connectors cannot be mixed within the same flow or app.	<input checked="" type="checkbox"/>	<input type="checkbox"/>

Reference:

<https://docs.microsoft.com/en-us/powerapps/maker/canvas-apps/connections-list>

NEW QUESTION: 129

□□□ □□ □□ □□□ □□ □□□□□□. □□□ □□ □ □□ □□□ □□□ □□□ □□ □ □□□ □□ □□□□□ □ □□ □□ □□□□ □□□□□ □□□.

□□ □□□□ □□ □□□□□ □□□□ □ □ □□□ □□□.

□□ □□□□ □□□ □ □□ Power BI □□□□□ □□□□ □□□□ □□□.

□□ □□□ □□□ □ □□□□? □□□□□ □□□ □□ □□□ □□□ □□ □□□□ □□□□ □□□.

□□□ □ □□ □□□ □ □, □ □ □□ □□□□□ □□ □□□□ □□ □ □□□□. □□□□ □□□ □ □□□ □□ □□□ □□□ □□□□□ □ □ □□□□.

Reporting Types

Power BI Desktop only

Power BI Service only

Power BI Desktop or Power BI Service

Answer Area

Requirement

Create Power BI dashboards that contain a single store's sales information.
Share the dashboard with your retail managers.

Reporting type

Reporting type

Reporting type

Answer:

Reporting Types

Power BI Desktop only

Power BI Service only

Power BI Desktop or Power BI Service

Answer Area

Requirement

Create Power BI dashboards that contain a single store's sales information.
Share the dashboard with your retail managers.

Reporting type

Power BI Service only

Power BI Desktop or Power BI Service

Explanation

Reporting Types

- Power BI Desktop only
- Power BI Service only
- Power BI Desktop or Power BI Service

Microsoft

Requirement

Create Power BI dashboards that contain a single store's sales information.
Share the dashboard with your retail managers.

Reporting type

Power BI Service only
 Power BI Desktop or Power BI Service

Reference:

<https://docs.microsoft.com/en-us/power-bi/fundamentals/desktop-getting-started>

NEW QUESTION: 130

- □□□□ □□ □□ □□□□ □□□□.
- □□□ □□□□ □□□ □□ □ □□□ □□□□ □□□□ □□□.
- □□□ □ □□ □□ □□□□ □□□□ □□□□ □□□.
- □□□□ □□□?
- A. AppSource□□ □□ □□ □□□□ □□□□□□.
- B. Dynamics 365 Finance□□ □□□ □□□ □□ □□□ □□□□.
- C. □□ □□□ □□□ □□□□□.
- D. Power BI □□□□ □□□□□.
- E. □□□□ □ □□ □□ □□□□□ □□□□□.

Answer: B (LEAVE A REPLY)

Reference:

<https://docs.microsoft.com/en-us/dynamics365/finance/general-ledger/indirect-taxes-overview>

NEW QUESTION: 131

- □□□□ □□ □□ □□□□□□ □ □□ □□□□□ □□□□□. □□□ IT □□□ □□
- Microsoft Excel□ □□□□ □□ □□□ □□□□.
- Excel □□ □□□ Dynamics 365 Field Service□ □□□ □□□ □□□ □□□□ □□ □ □□□
- □□□□ □□□.
- □□□□ □□□.
- □□□□ □□□? □□□□□ □□ □□□□ □□□ □□□ □□□□□□.
- : □ □□□ □□□ 1□□ □□□ □□□□.

Requirement	Solution
Create an approval workflow.	<ul style="list-style-type: none"> Dynamics 365 Workflow Notifications Microsoft Outlook Integration AI Builder Microsoft Flow
Connect to report data.	<ul style="list-style-type: none"> Common Data Service and Power BI Third-party from AppSource Custom Code flat file integration Dynamics 365 Field Service

Answer:

Requirement	Solution
Create an approval workflow.	<ul style="list-style-type: none"> Dynamics 365 Workflow Notifications Microsoft Outlook Integration AI Builder Microsoft Flow
Connect to report data.	<ul style="list-style-type: none"> Common Data Service and Power BI Third-party from AppSource Custom Code flat file integration Dynamics 365 Field Service

Explanation

Requirement	Solution
Create an approval workflow.	<ul style="list-style-type: none"> Dynamics 365 Workflow Notifications Microsoft Outlook Integration AI Builder Microsoft Flow
Connect to report data.	<ul style="list-style-type: none"> Common Data Service and Power BI Third-party from AppSource Custom Code flat file integration Dynamics 365 Field Service

Box 1: Dynamics 365 Workflow notifications

