

# Microsoft.PL-900-KR.v2023-05-03.q115

□□□□:	PL-900-KR
□□□□:	Microsoft Power Platform Fundamentals (PL-900 Korean Version)
□□□:	Microsoft
□□ □□ □□□:	115
□□:	v2023-05-03
# □□ □:	958
# □□ □□□:	1150
<a href="https://www.krdump.com/Microsoft.PL-900-KR.v2023-05-03.q115.html">https://www.krdump.com/Microsoft.PL-900-KR.v2023-05-03.q115.html</a>	

## NEW QUESTION: 1

□□□□ Power BI □ □□□□ □□ □□ □□□□ □□□ □□□□□.

□□□ □□ □□□□ □□□□ □□□.

□□□ □□ Power BI □□ □□□ □□□□ □□□? □□□□□ □□□ Power BI □□ □□□ □ □□ □□ □□□□ □□□□□□. □ Power BI □□ □□□ □ □, □ □ □□ □□□□□ □□ □ □□□ □□ □□□□. □□□□ □□□ □ □□□ □□ □□□ □□□ □□□□□ □ □ □□□ □.

□□: □ □□□ □□□ 1□□ □□□ □□□□.

### Power BI components

- reports
- workspaces
- dashboards
- dataset

### Answer Area

Requirement	Power BI component
Allow users to set and receive alerts when data changes beyond specified limits.	
View and filter data and export data to Microsoft Excel for further manipulation and analysis.	

### Answer:

### Power BI components

- reports
- workspaces
- dashboards
- dataset

### Answer Area

Requirement	Power BI component
Allow users to set and receive alerts when data changes beyond specified limits.	workspaces
View and filter data and export data to Microsoft Excel for further manipulation and analysis.	dataset

## NEW QUESTION: 2

Power Apps requires proficiency in JavaScript programming.  
 You must select one of the app templates to create an app.

Answer Area

Statement	Yes	No
Building Power Apps apps requires proficiency in JavaScript programming.	<input type="radio"/>	<input type="radio"/>
You must select one of the app templates to create an app.	<input type="radio"/>	<input type="radio"/>

Answer:

Answer Area

Statement	Yes	No
Building Power Apps apps requires proficiency in JavaScript programming.	<input type="radio"/>	<input checked="" type="radio"/>
You must select one of the app templates to create an app.	<input type="radio"/>	<input checked="" type="radio"/>

Reference:

<https://docs.microsoft.com/en-us/powerapps/maker/>

**NEW QUESTION: 3**

AI Builder can be used to retrieve text and analyze its meaning.  
 You can tag Instagram posts that mention your new product.  
 You can send results about the number of mentions of your new product in Instagram to Power BI for inclusion on a dashboard.

Statement	Yes	No
You can use a text classification model in AI Builder to retrieve text and analyze its meaning.	<input type="radio"/>	<input type="radio"/>
You can tag Instagram posts that mention your new product.	<input type="radio"/>	<input type="radio"/>
You can send results about the number of mentions of your new product in Instagram to Power BI for inclusion on a dashboard.	<input type="radio"/>	<input type="radio"/>

Answer:



**NEW QUESTION: 5**

□□□□□ Microsoft Teams □□□□ Power Virtual Agents □□□ □□□□□.  
□□□ □□□ □ □□ □□□ □□□□ □□□.  
□□□ □□□ □ □□ □ □□ □□□ □□□□□? □ □□□ □□□ □□□□ □□□□□.  
□□: □ □□□ □□□ 1□□ □□□ □□□□□.

- A. □□ □ □□□□ □□ □□□ □□□ □□□ □ □□□□□.
- B. □□□ □□□ □□ □ □□ □□ □□□ □□□□ □□□ □□□□□.
- C. □□ □□□ □□□ □□ □□ □□□□ □□ □□□ □□□□□□.
- D. PDF □□□ □□□□□ □□□□□□.

Answer: B,C ([LEAVE A REPLY](#))

**NEW QUESTION: 6**

□□□ □□ □□ □□ □□□□.  
□□ □□ □□□□ □□ □□ □□ □□□ □ □□□ □□ □□□. □□ □ □□ □□□ □□□□□  
□□□□? □ □□□ □□□ □□□□ □□□□□.  
□□: □ □□□ □□□ 1□□ □□□ □□□□□.

- A. □□□□□□□ □ URL□ □□□□ □□ □□□□ □□□□.
- B. □□ AppSource□ □□□□□.
- C. PowerShell□ □□ □□ □□□□ □□□□□ □□□□□□□ □□□□□.
- D. Power Apps □□□□□□ □□ □□□ □□□□□.

Answer: B,D ([LEAVE A REPLY](#))

**NEW QUESTION: 7**

□□□□ □□ □□ □□ □□□ □□ □□□□.  
□□□□ □□□ □□□□ □□□ □□ □□□□.  
□□□ □□□ □□□□ □□□.  
□□ □ □□ □□□ □□□□ □□□? □ □□□ □□□□ □□□ □□□□□.  
□□: □ □□□ □□□ 1□□ □□□ □□□□□.

- A. □□/□□□
- B. □□
- C. □□
- D. □□□□
- E. □□□□□

Answer: A,B,D ([LEAVE A REPLY](#))

**NEW QUESTION: 8**

□□ □□ □□ □□□ □□□□.  
□□ □□□ □□□□ □□□.

□□□□ □□ □□ □□> □□□□□ □□ □□□□ □□□ □□□ □□□□□.  
 □□: □ □□□ □□□ 1□□ □□□ □□□□□.

Requirement	Form type
a compact form for mobile devices	<input type="text"/> <ul style="list-style-type: none"> <li>Card</li> <li>Quick Create</li> <li>Quick View</li> </ul>
a basic form for data entry	<input type="text"/> <ul style="list-style-type: none"> <li>Main</li> <li>Quick Create</li> <li>Quick View</li> </ul>
a compact form for use in web clients to edit records	<input type="text"/> <ul style="list-style-type: none"> <li>Advanced Find Views</li> <li>Associated Views</li> <li>Lookup Views</li> <li>Public Views</li> </ul>

Answer:

Requirement	Form type
a compact form for mobile devices	<input type="text"/> <ul style="list-style-type: none"> <li>Card</li> <li>Quick Create</li> <li>Quick View</li> </ul>
a basic form for data entry	<input type="text"/> <ul style="list-style-type: none"> <li>Main</li> <li>Quick Create</li> <li>Quick View</li> </ul>
a compact form for use in web clients to edit records	<input type="text"/> <ul style="list-style-type: none"> <li>Advanced Find Views</li> <li>Associated Views</li> <li>Lookup Views</li> <li>Public Views</li> </ul>

**NEW QUESTION: 9**

□□□□ Power Platform □□ □□□ □□□□□. □□□ □□ □□□ □□□□□ □□□ □□□ □□□□.

□□ □□□ □□□ □ □□□□□?

□□ □ □□□ □□ □□□ □□□ □□ □□□□□□□. □□□ □□□ □□□□ □□□□□□.

□□: □ □□□ □□□ 1□□ □□□ □□□□.

Statement	Yes	No
You can synchronize account names with a third-party proprietary database.	<input type="radio"/>	<input type="radio"/>
You can create invoices from orders and then send the invoices to the customer.	<input type="radio"/>	<input type="radio"/>

Answer:

Statement	Yes	No
You can synchronize account names with a third-party proprietary database.	<input checked="" type="radio"/>	<input type="radio"/>
You can create invoices from orders and then send the invoices to the customer.	<input checked="" type="radio"/>	<input type="radio"/>

Reference:

<https://docs.microsoft.com/en-us/learn/powerplatform/>

**NEW QUESTION: 10**

□□□ □□ □□□□ □□ □□□□ □□□□ □□□□ Dynamics 365 □□□ □□□□□ □□□  
□ □□□□□ □□ □□□□□.  
□□□□□ □□□ □ □□ □□□ □□□□ □□□? □□□□□ □□ □□□□ □□□ □□□ □  
□□□□□.  
□□: □ □□□ □□□ 1□□ □□□ □□□□.



□□ □ □□□ □□ □□□ □□□ □□ □□□□□□. □□□ □□□ □□□□ □□□□□□.  
□□: □ □□□ □□□ 1□□ □□□ □□□□.

Statement	Yes	No
You can change the entity ownership from User to Organization-owned.	<input type="radio"/>	<input type="radio"/>
You can create a business rule for a custom entity that can be used in a Flow.	<input type="radio"/>	<input type="radio"/>

Answer:

Statement	Yes	No
You can change the entity ownership from User to Organization-owned.	<input type="radio"/>	<input checked="" type="radio"/>
You can create a business rule for a custom entity that can be used in a Flow.	<input checked="" type="radio"/>	<input type="radio"/>

Reference:

<https://docs.microsoft.com/en-us/power-platform/admin/wp-security-cds>

### NEW QUESTION: 12

□ □□□ □□ □□□ □□□□ □□□□ □□□□ □□□.  
RevReceived□□ □□□□ □□ Power BI □□□□ □□□□. □ □□□□□ □□□□ □□ □□  
□ □□□□□. □ □□ □□ □ □□□ □□□□ □□ □□□ □□□□□ □□□□□ □□□□. □ □  
□□ □□□□□ RevReceived □□□□ □□□□□.  
□□ □ □□□□ □□□□□□. □□□ □□□□ "□□□□ □□□□ □□□□"□□□□. □□□ □□  
□□ □□□ □□□ □□□□ □□□ □□ □□□□□□□.

- A. □□□ □□□ □□□□.
- B. RevReceived □□□□ □□□□□.
- C. RevReceived □□□□ □□□□□.
- D. RevReceived□□ □ □□□□ □□□ □□□□□.

Answer: (SHOW ANSWER)

Reference:

[https://www.tutorialspoint.com/power\\_bi/power\\_bi\\_quick\\_guide.htm](https://www.tutorialspoint.com/power_bi/power_bi_quick_guide.htm)

### NEW QUESTION: 13

Microsoft Flow □□□ □□□□□. □□□□ □□□□□□ □□□ □□ □□□ □□□□□□ □□ □  
□□ □□□□ □□□ □□□ □□□□□□.  
□□□ □□□□□ □□□ □□□□ □□□□.

□□□□ □□□□ □□□?

A. □□□

B. □

C. □□□

Answer: (SHOW ANSWER)

Select the new Date Time connector. There you will see all of the actions, which help you to convert time zones to format them for local time in an email, add or subtract times, or just get the current time.

Reference:

<https://flow.microsoft.com/en-us/blog/nested-apply-to-each/>

**NEW QUESTION: 14**

CDM(Common Data Model)□ □□ □□ □□□ □□ □□□ □□□□ □□□.

□ □□□ □□ □□□ □□□□□□.

□□: □□□□□ □□ □□□ □□□ □□□ □□ □□□ □□□□□□□□. □ □□□ □ □, □□

□ □□□□□ □□ □□□□ □□ □ □□□□. □□□ □□□ □□□ 1□□ □□□ □□□□.

□□: □ □□□ □□□ 1□□ □□□ □□□□.

Tools

Answer Area

- Entities
- Data connectors
- Common Data Service
- Common Data Model
- Microsoft Power Platform
- Workflows

Purpose	Tool
Helps jumpstart application development by leveraging business logic, security, and integrations.	Tool
A set of records used to store data.	Tool



Answer:

Tools	Answer Area	Tool
Entities	Helps jumpstart application development by leveraging business logic, security, and integrations.	Microsoft Power Platform
Data connectors		Entities Tool
Common Data Service	A set of records used to store data.	
Common Data Model		
Microsoft Power Platform		
Workflows		

Reference:

<https://community.dynamics.com/365/b/encloud9dynamics365crm/posts/an-introduction-to-the-microsoft-power-platform>

<https://docs.microsoft.com/en-us/powerapps/maker/common-data-service/data-platform-intro>

**NEW QUESTION: 15**


Power Platform chat data is saved unless it is deleted by the customer after a chat session. Power Automate flows operate with administrative privileges at all times.

Statement	Yes	No
Power Virtual Agents chat data is saved unless it is deleted by the customer after a chat session.	<input type="radio"/>	<input type="radio"/>
Power Automate flows operate with administrative privileges at all times.	<input type="radio"/>	<input type="radio"/>



**Answer:**

Statement	Yes	No
Power Virtual Agents chat data is saved unless it is deleted by the customer after a chat session.	<input checked="" type="radio"/>	<input type="radio"/>
Power Automate flows operate with administrative privileges at all times.	<input type="radio"/>	<input checked="" type="radio"/>



Reference:

<https://docs.microsoft.com/en-us/power-virtual-agents/analytics-sessions>

<https://docs.microsoft.com/en-us/connectors/microsoftflowforadmins>

**NEW QUESTION: 16**

Power App lifecycle services monitoring diagnostics user logins

A. Lifecycle Services monitoring diagnostics user logins

B. Lifecycle Services monitoring diagnostics user logins

C. Lifecycle Services monitoring diagnostics user logins

D. Lifecycle Services monitoring diagnostics user logins

**Answer: C (LEAVE A REPLY)**


Reference:

<https://docs.microsoft.com/en-us/dynamics365/fin-ops-core/dev-itpro/lifecycle-services/monitoring-diagnostics>


<https://docs.microsoft.com/en-us/dynamics365/fin-ops-core/dev-itpro/lifecycle-services/user-logins>



Which tool should you use to create a dashboard that displays data from a data source and includes a calculated column?  
 You need to create a dashboard that displays data from a data source and includes a calculated column.  
 Which tool should you use to create the dashboard?  
 A. Power BI Desktop  
 B. Power BI Service  
 C. Power BI Desktop or Power BI Service  
 D. Power BI Report Builder

Tools	Answer Area	Requirement	Component
Power BI Service only		Create dashboards.	Tool
Power BI Desktop only		Create reports.	Tool
Power BI Desktop or Power BI Service		Create calculated columns.	Tool
		Configure security.	Tool
		Configure sharing.	Tool

**Answer:**

Tools	Answer Area	Requirement	Component
Power BI Service only		Create dashboards.	Power BI Service only
Power BI Desktop only		Create reports.	Power BI Desktop or Power BI Service
Power BI Desktop or Power BI Service		Create calculated columns.	Power BI Desktop only
		Configure security.	Power BI Desktop or Power BI Service
		Configure sharing.	Power BI Service only

Reference:

<https://docs.microsoft.com/en-us/power-bi/designer/service-service-vs-desktop>

**NEW QUESTION: 19**

Which tool should you use to create a dashboard that displays data from a data source and includes a calculated column?  
 You need to create a dashboard that displays data from a data source and includes a calculated column.  
 Which tool should you use to create the dashboard?  
 A. Power BI Desktop  
 B. Power BI Service  
 C. Power BI Desktop or Power BI Service  
 D. Power BI Report Builder

- A. Power BI Desktop
- B. Power BI Service
- C. Power BI Desktop or Power BI Service
- D. Power BI Report Builder

**Answer: D (LEAVE A REPLY)**

Field-level security feature to allow more granular control of security at the field level.

Reference:

<https://docs.microsoft.com/en-us/power-platform/admin/security-roles-privileges>

<https://docs.microsoft.com/en-us/power-platform/admin/wp-security-cds>

**NEW QUESTION: 20**

□□□ □□ □□□ □□□□□□.  
□□□ □□□ □□□ □ □□ Power Apps □□□ □□□□ □□□.  
□□ □□□ □□□ □□□ □□□□□□?

- A. Dynamics 365 □□□
- B. □□□□□□□ □□□□□□
- C. Microsoft Azure □□□
- D. □□ □□□ □□□

**Answer: (SHOW ANSWER)**

SharePoint can be set up to setup customer feedback.

Note: The PowerApp uses Finance and Operations connector to grab sales order information and SharePoint connector to connect and write the data to SharePoint list.

Reference:

<https://powerapps.microsoft.com/en-us/blog/scenario-2-collect-customer-feedback-in-sharepoint-after-order-delivery/>

**NEW QUESTION: 21**

□□□ Power Virtual Agents □□□ □□□□ □□□□.  
□□ □ □□□ □□ □□□ □□□ □□ □□□□□□. □□□ □□□ □□□□ □□□□□□.  
□□: □ □□□ □□□ 1□□ □□□ □□□□□.



**Answer:**



**NEW QUESTION: 22**

□ □□□ □□ □□□ □□□□□□. □□□□□ □□ □□□ □□□ □□□□ □□ □□□ □□  
□□□□. □ □□□ □ □, □ □ □□ □□□□□ □□ □□□□ □□ □ □□□□□.  
□□: □□□ □□□ □□□ 1□□ □□□ □□□□□.

**Tools**

- Power BI
- Power Automate
- Power Apps

**Answer Area**

**Task**

- Automate workflows.
- Trigger an action from an event.
- Create a custom mobile data entry screen.

**Tool**

- Tool
- Tool
- Tool

**Answer:**

**Tools**

- Power BI
- Power Automate
- Power Apps

**Answer Area**

**Task**

- Automate workflows.
- Trigger an action from an event.
- Create a custom mobile data entry screen.

**Tool**

- Power Automate
- Power Automate
- Power Apps

Reference:

<https://docs.microsoft.com/en-us/power-automate/getting-started>

<https://docs.microsoft.com/en-us/powerapps/maker/portals/compose-page#add-form>

**NEW QUESTION: 23**

□□ □□□ □□ □□ □□□ □□□ □ □□ □□□ □□□□□□□ □□□□ □□□.

□□ □ □□ □□□ □□□□ □□□□ □□□? □□□□□ □□ □□□□ □□ □□□ □□ □□

□□ □□□□ □□□ □□□ □□□□□□□.

**Actions**

- Save the app.
- Add components to the app.
- Publish the app.
- Add flows to the app.
- Go to the Office 365 admin center.
- Create a new Power Apps app.

**Answer area**

Microsoft

**Answer:**

**Answer Area**

- Create a new Power Apps app.
- Add components to the app.
- Save the app.
- Publish the app.

- 1 - Create a new Power Apps app.
- 2 - Add components to the app.
- 3 - Save the app.
- 4 - Publish the app.

Reference:

<https://docs.microsoft.com/en-us/powerapps/maker/model-driven-apps/build-first-model-driven-app>



<https://docs.microsoft.com/en-us/power-virtual-agents/authoring-test-bot>

**NEW QUESTION: 27**

Power Virtual Agents can be used to create chatbots for Microsoft Teams, Office 365, and Dynamics 365. You can use prebuilt entities or custom defined entities. You must create a topic to specify how a chatbot responds to a user.

 Statement	Yes	No
You must create a topic to specify how a chatbot responds to a user.	<input type="radio"/>	<input type="radio"/>
You can use prebuilt entities or custom defined entities.	<input type="radio"/>	<input type="radio"/>

Answer:

 Statement	Yes	No
You must create a topic to specify how a chatbot responds to a user.	<input checked="" type="radio"/>	<input type="radio"/>
You can use prebuilt entities or custom defined entities.	<input checked="" type="radio"/>	<input type="radio"/>

Reference:

<https://docs.microsoft.com/en-us/power-virtual-agents/authoring-fundamentals>

<https://docs.microsoft.com/en-us/power-virtual-agents/advanced-entities-slot-filling>

**NEW QUESTION: 28**

User1 is signed in to the dashboard and must sign out before User2 can sign in. User2 is signed in to the dashboard and must sign out before User3 can sign in. User3 is signed in to the dashboard and must sign out before User1 can sign in. User1, User2, and User3 are all signed in to the dashboard. User1 is signed in to the dashboard and must sign out before User2 can sign in. User2 is signed in to the dashboard and must sign out before User3 can sign in. User3 is signed in to the dashboard and must sign out before User1 can sign in. User1, User2, and User3 are all signed in to the dashboard.

- A. User3 is signed in to the dashboard and must sign out before User1 can sign in.
- B. User3 is signed in to the dashboard and must sign out before User2 can sign in.
- C. User1 is signed in to the dashboard and must sign out before User2 can sign in.

Answer: ([SHOW ANSWER](#))

D- User2 is signed in to the dashboard and must sign out before User3 can sign in

**NEW QUESTION: 29**

Power Platform can be used to create chatbots for Microsoft Teams, Office 365, and Dynamics 365.

□□□□ □□ □□□□ □□ □□□□ □□□ □ □□□ □□ □□□. □□ □□□□□ □□□ □  
□□ □□□□ □ □□ □□□ □□□ □□□□ □□□ □□□ □□□ □□□ □ □□□  
□□ □□□.

□□□ □□ □□ □□□ □□□□ □□□□ □□□□ □□□.

□□ □ □□ □□□ □□□ □□□□ □□□? □ □□□ □□□□ □□□ □□□□□.

□□: □ □□□ □□□ 1□□ □□□ □□□□.

A. □□□ □□□□ □□

B. □□ □□ □□

C. □□ □□ □□

D. □□□ □□ □□

E. □□ □□□ □□ □□

Answer: ([SHOW ANSWER](#))

Reference:

<https://docs.microsoft.com/en-us/power-platform/admin/wp-data-loss-prevention>

<https://docs.microsoft.com/en-us/power-platform/admin/create-dlp-policy>

### NEW QUESTION: 30

□□□□ Power Apps □□□ □□□□ □□□□.

□□□ □□ □□□ □□□□ □□□.

□□ □□ □□□ □□□□ □□□? □□□□□ □□□ □□ □□□ □□□ □□ □□□□ □□□  
□□□□. □ □□ □□□ □ □, □ □ □□ □□□□□ □□ □□□□ □□ □ □□□□. □□□□

□□□ □ □□□ □□ □□□ □□□ □□□□□ □ □ □□□□.

□□: □ □□□ □□□ 1□□ □□□ □□□□.

Components

list	form	Iframe
connector		

Answer Area

Requirement	Component
Display a single record from Common Data Service.	Component
Display a list of records from a Microsoft SharePoint list.	Component
Display a list of records from Common Data Service.	Component

Answer:

The screenshot shows the Power Apps interface. On the left, the 'Components' pane contains four items: 'list', 'form', 'Iframe', and 'connector'. Each item is highlighted with a green border. On the right, the 'Answer Area' contains a table with three rows. Each row has a 'Requirement' and a 'Component'. The 'Component' column has three dropdown menus, each with a red border and the selected component name: 'form', 'list', and 'connector'.

Reference:

<https://docs.microsoft.com/en-us/powerapps/maker/portals/compose-page>

<https://docs.microsoft.com/en-us/powerapps/maker/portals/compose-page#add-iframe>

### NEW QUESTION: 31

□□□ □□ □ □□□□ □□□□ □□ □□ □□□ □□□□□. □□□ □□□□□ □  
 □□ □□□ □□□ □□ □□□□ □□□ □□ □□□□ □□□ □□ □□ □□□ □□ □□□  
 □ □□□□□ □□□.  
 □□□ □□□ □□ □□□ □□□□ □□□.  
 □□ □□□ □□□ □□□□ □□□? □□□□□ □□ □□□□ □□ □□□ □□ □□□□ □□  
 □□ □□□ □□□ □□□□□□.

**Actions**



Microsoft

- Add a new step to the flow.
- Add a trigger.
- Select a connector and action to send text notifications.
- Set the actions properties.
- Save the flow.

**Answer Area**

Answer:

**Actions**



Microsoft

- Add a new step to the flow.
- Add a trigger.
- Select a connector and action to send text notifications.
- Set the actions properties.
- Save the flow.

**Answer Area**

Add a new step to the flow.	
Select a connector and action to send text notifications.	
Set the actions properties.	
Add a trigger.	
Save the flow.	

Reference:

<https://docs.microsoft.com/en-us/power-automate/button-flow-with-user-input-tokens#main>



□□: □ □□□ □□□ 1□□ □□□ □□□□.

Statement	Yes	No
You can create a flow without writing a single line of code and deploy the flow to a production environment.	<input type="radio"/>	<input type="radio"/>
You cannot add additional actions to the built-in Power Automate templates.	<input type="radio"/>	<input type="radio"/>
You can view the code that implements workflow actions and triggers without installing additional software.	<input type="radio"/>	<input type="radio"/>

Answer:

Statement	Yes	No
You can create a flow without writing a single line of code and deploy the flow to a production environment.	<input checked="" type="radio"/>	<input type="radio"/>
You cannot add additional actions to the built-in Power Automate templates.	<input type="radio"/>	<input checked="" type="radio"/>
You can view the code that implements workflow actions and triggers without installing additional software.	<input checked="" type="radio"/>	<input type="radio"/>

Reference:

<https://docs.microsoft.com/en-us/power-automate/getting-started>

<https://docs.microsoft.com/en-us/power-automate/multi-step-logic-flow>

### NEW QUESTION: 34

Power Automate □ □□□ □ □□ □□□□□ □□□□□?

□□ □ □□□ □□ □□□ □□□ □□ □□□□□□. □□□ □□□ □□□□ □□□□□□.

□□: □ □□□ □□□ 1□□ □□□ □□□□.

Statement	Yes	No
Notify team members when a response is recorded in a form in Microsoft Forms.	<input type="radio"/>	<input type="radio"/>
When email is received, save email attachments to OneDrive for Business.	<input type="radio"/>	<input type="radio"/>
Receive notifications when negative comments about the company are posted on Twitter.	<input type="radio"/>	<input type="radio"/>

Answer:

Statement	Yes	No
Notify team members when a response is recorded in a form in Microsoft Forms.	<input checked="" type="radio"/>	<input type="radio"/>
When email is received, save email attachments to OneDrive for Business.	<input checked="" type="radio"/>	<input type="radio"/>
Receive notifications when negative comments about the company are posted on Twitter.	<input checked="" type="radio"/>	<input type="radio"/>

Reference:

<https://flow.microsoft.com/en-us/galleries/public/templates/b923bbd04bda11e78896d10a96d3fac3/notify-the-team-when-a-new-response-is-submitted/>

<https://flow.microsoft.com/en-us/galleries/public/templates/65ceb79430ef4956a0855fbe09249cdf/save-office-365-email-attachments-to-onedrive-for-business/>

<https://flow.microsoft.com/en-us/galleries/public/templates/65ceb79430ef4956a0855fbe09249cdf/save-office-365-email-attachments-to-onedrive-for-business/>

<https://flow.microsoft.com/en-us/galleries/public/templates/65ceb79430ef4956a0855fbe09249cdf/save-office-365-email-attachments-to-onedrive-for-business/>

<https://flow.microsoft.com/en-us/blog/get-notified-of-negative-posts/>

### NEW QUESTION: 35

□□□□ □□□□ □□□ □□□□. □□ □□□□ □□□□□ □□ □□□ □□□□□ □□□. □ □□□□□□ □□ □□□ □□□□ □□□ □□□□ □□□. □□ □□ □□ □□□□□ □□□□ □□□? □□□□□ □□□ □□□ □□□ □□ □□□□ □ □□□□□□. □ □□□ □ □, □ □ □□ □□ □□ □□□□ □□ □ □□□□. □□□□ □□ □□ □ □□□ □□ □□□ □□□ □□□□□ □ □ □□□□. □□□□ □□ □□□□ □□□ □□□ □□□□□ □ □ □□□□. □□□□ □□□□ □□□ □□□ □□□□□.

Tools	Requirement	Tool
Test	Check the new flow for any errors or warnings.	Tool
Flow Checker	Run the flow using previously processed data.	Tool
	Monitor the flow as it is running.	Tool

**Answer:**

Tools	Requirement	Tool
Test	Check the new flow for any errors or warnings.	Flow Checker
Flow Checker	Run the flow using previously processed data.	Test
	Monitor the flow as it is running.	Test

Reference:

<https://flow.microsoft.com/en-us/blog/flow-checker-four-connectors/>

<https://docs.microsoft.com/en-us/power-automate/modern-approvals>

**NEW QUESTION: 36**

□□□□ Power Automate □ □□□□□.

□□□ □□□□ □ □□ □ □□ □□□ □□□□□? □ □□□ □□□ □□□□ □□□□□.

□□: □ □□□ □□□ 1□□ □□□ □□□□.

- A. □□□□□□ □□□
- B. Microsoft 365 □□ □□
- C. □□ □□□ □□□
- D. □□□□□□□ □□□ 365
- E. Microsoft Windows □□□□

**Answer: A,C,D (LEAVE A REPLY)**

<https://docs.microsoft.com/en-us/power-automate/email-triggers>

<https://docs.microsoft.com/en-us/power-automate/connection-cds>

<https://dynamics365.wordpress.com/category/powerapps/>

**NEW QUESTION: 37**

□□□□ □□□ □□□□ □□ Power BI □ □□□□ □□□□□.

□□□ □ □□□□ □□□ □□□ □ □□ □□ □□□□.  
 □□□ □□ □□ □□□ □□ Power BI □□□□□ □□□□ □□□.  
 □□ □□ □□□ □□□□ □□□? □□□□□ □□□ □□ □□□ □□□ □□ □□□□ □□□  
 □□□□. □ □□ □□□ □ □, □ □ □□ □□□□□ □□ □□□□ □□ □ □□□□. □□□□  
 □□□ □ □□□ □□ □□□ □□□ □□□□□ □ □ □□□□.  
 □□: □ □□□ □□□ 1□□ □□□ □□□□.

Chart types	Requirement	Chart type
Donut	Show the quarterly sales total to date in relation to the sales goal.	<input type="text"/>
KPIs	View the sales trend by month of the sales year to date for all regions.	<input type="text"/>
Line chart	View the year-to-date sales as a percentage by region.	<input type="text"/>
Matrix		

Answer:

Chart types	Requirement	Chart type
Donut	Show the quarterly sales total to date in relation to the sales goal.	KPIs
KPIs	View the sales trend by month of the sales year to date for all regions.	Line chart
Line chart	View the year-to-date sales as a percentage by region.	Donut
Matrix		

Doughnut charts are similar to pie charts. They show the relationship of parts to a whole. The only difference is that the center is blank and allows space for a label or icon.

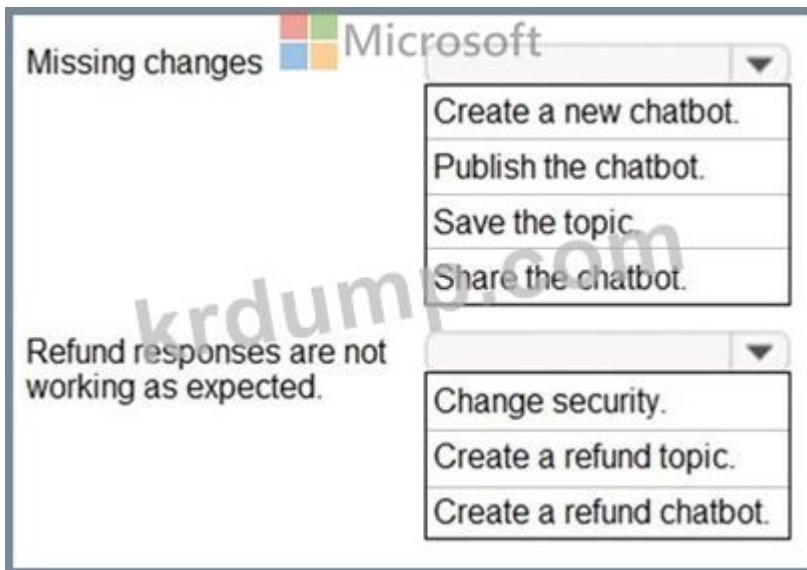
Reference:

<https://docs.microsoft.com/en-us/power-bi/visuals/power-bi-visualization-types-for-reports-and-q-and-a>

**NEW QUESTION: 38**

Microsoft Teams□□ □□□ Power Virtual Agents □□□ □□□□. □□□ □□□□□ □□□□.  
 □□□□ □□ □□□ □□□□□.  
 □□□ □□ □□ □□□ □□□□□ □□□□ □□□□.  
 □□□□ □□□□□ □□□ □□□□ □□□ □□□□□ □□□ □□□ □□□ □□□□ □□□.  
 □□□ □□□□□ □□ □□□ □□ □□□□.  
 □□□ □□□□ □□ □□□□ □ □□□ □□□□ □□□.

□□□ □□ □□□? □□□□□ □□ □□□□ □□□ □□□ □□□□□□.  
□□: □ □□□ □□□ 1□□ □□□ □□□□.

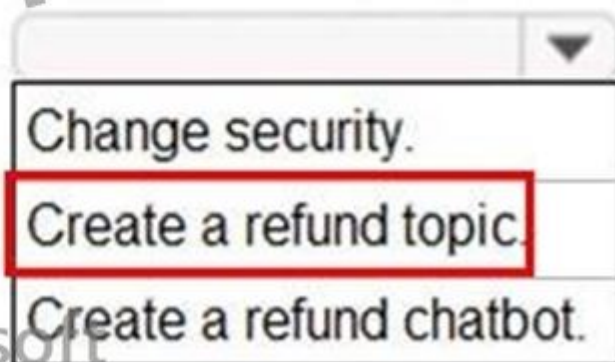


Answer:

Missing changes



Refund responses are not working as expected.



Reference:

<https://docs.microsoft.com/en-us/power-virtual-agents/publication-fundamentals-publish-channels>

**NEW QUESTION: 39**

□□□□ Dynamics 365 Sales □ □□□□□. □□□ □□□ □□□ Power Automate □□□ □□  
□□ □□ □□□□□ □□□ □□□□ □□□□.  
□□ □□□□ □□□ □□□□. □□ □□□□ □□ □□□ □□□□□□□□.



Answer:

Products

- Share
- Embed
- Get Data
- Pin
- Import

Answer Area

- Requirement
- Ensure that coworkers can see the dashboard.
  - Display data from Microsoft Excel in the dashboard.
  - Add a report tile to the dashboard.

Product

- Share
- Get Data
- Pin

Reference:

- <https://docs.microsoft.com/en-us/power-bi/service-set-data-alerts>
- <https://docs.microsoft.com/en-us/power-bi/service-analyze-in-excel>
- <https://docs.microsoft.com/en-us/power-bi/service-dashboard-pin-tile-from-report>

NEW QUESTION: 42

- Microsoft 365 Dynamics 365
- A. ...
  - B. ...
  - C. Power BI ...
  - D. SSO(Single Sign-On) ...

Answer: (SHOW ANSWER)

Reference:

<https://docs.microsoft.com/en-us/power-platform/admin/use-power-bi>

NEW QUESTION: 43

- ...
- ...
- ...
- ...
- ...
- ...

The screenshot shows a configuration interface with three main sections:

- Components:** A grid of input fields for 'Title', 'Theme', 'Template App', 'Alert', 'Treemap', 'DirectQuery', 'Page', and 'Workspace'.
- Requirement:** A list of three requirements:
  - Display a chart with incoming calls versus wait time and pin the chart to a dashboard.
  - Send a specific user a notification when the number of customer support calls waiting is over 20.
  - Display metrics from different datasets that have related data.
- Component:** Three empty input fields for selecting components.

Answer:



Statements	Yes	No
To add entities to an app, entities are dragged onto the app canvas from the components area.	<input type="radio"/>	<input checked="" type="radio"/>
View definition is created in the component area of the app designer.	<input checked="" type="radio"/>	<input type="radio"/>
You must save, validate, and publish your app for others to see the changes.	<input checked="" type="radio"/>	<input type="radio"/>

Reference:

<https://docs.microsoft.com/en-us/powerapps/maker/model-driven-apps/build-first-model-driven-app>

<https://docs.microsoft.com/en-us/powerapps/maker/model-driven-apps/validate-app>

**NEW QUESTION: 46**

□□ □□ □□ □□□□. □□□ □□□ □□ □□□ □ □□ □□□ □□□ □□□□ □□□.

Statements	Yes	No
A form can be made visible only to users who have been assigned a specific security role.	<input type="radio"/>	<input type="radio"/>
The label of a column on a form can be different than the column display name.	<input type="radio"/>	<input type="radio"/>
You can edit the system view named Quick Find to change the title and subtitle displayed for records in a look-up column.	<input type="radio"/>	<input type="radio"/>

**Answer:**

Statements	Yes	No
A form can be made visible only to users who have been assigned a specific security role.	<input checked="" type="radio"/>	<input type="radio"/>
The label of a column on a form can be different than the column display name.	<input checked="" type="radio"/>	<input type="radio"/>
You can edit the system view named Quick Find to change the title and subtitle displayed for records in a look-up column.	<input type="radio"/>	<input checked="" type="radio"/>

**PL-900-KR** □□ □□□ □□□□□ □□ DumpTop □□ □□□□ □□□ PL-900-KR □□!  
 DumpTop □ □□ **PL-900-KR** □□ □□□ □□□□□□, DumpTop PL-900-KR □□ □□□  
 □□□□□□□□ □□□ □□□□□□□□. □□□□ □□□ □□□□ □□ DumpTop PL-900-  
 KR □□□ □□□□□. <https://www.dumptop.com/Microsoft/PL-900-KR-dump.html> (375 Q&As  
 Dumps, **30%OFF** Special Discount: **KrDump**)

**NEW QUESTION: 47**

Power BI can only retrieve data from up to two different sources for each dashboard.  
 Power BI visualizations can be used in canvas apps and model driven apps.  
 Power BI can display charts and list boxes on dashboards.

Statements	Yes	No
Power BI can only retrieve data from up to two different sources for each dashboard.	<input type="radio"/>	<input type="radio"/>
Power BI visualizations can be used in canvas apps and model driven apps.	<input type="radio"/>	<input type="radio"/>
Power BI can display charts and list boxes on dashboards.	<input type="radio"/>	<input type="radio"/>

**Answer:**

Statements	Yes	No
Power BI can only retrieve data from up to two different sources for each dashboard.	<input checked="" type="radio"/>	<input type="radio"/>
Power BI visualizations can be used in canvas apps and model driven apps.	<input type="radio"/>	<input checked="" type="radio"/>
Power BI can display charts and list boxes on dashboards.	<input checked="" type="radio"/>	<input type="radio"/>

**Reference:**

<https://docs.microsoft.com/en-us/power-bi/visuals/power-bi-visualization-types-for-reports-and-q-and-a>  
<https://docs.microsoft.com/en-us/power-bi/visuals/power-bi-visualization-slicers>

**NEW QUESTION: 48**

Power Apps and Power Automate are part of the Power Platform.  
 Power Platform includes Power BI, Power Apps, and Power Automate.  
 Power Platform is a set of tools that help you create business solutions.  
 Power Platform is a set of tools that help you create business solutions.  
 Power Platform is a set of tools that help you create business solutions.  
 Power Platform is a set of tools that help you create business solutions.

Features	Answer Area	Requirement	Feature
Environment		Ensure fastest response times for each company location.	Feature
Security group		Create test and production copies of the data and apps.	Feature
SharePoint library			

**Answer:**

Features	Answer Area	Requirement	Feature
Environment		Ensure fastest response times for each company location.	Environment
Security group		Create test and production copies of the data and apps.	Security group
SharePoint library			

Reference:

<https://docs.microsoft.com/en-us/power-platform/admin/environments-overview>

<https://docs.microsoft.com/en-us/power-platform/admin/control-user-access>

**NEW QUESTION: 49**

- □□□□ Microsoft 365 □ Dynamics 365 □□ □□□□ □□ □□□ □□□□?
- A. □□ □□□□ □□ □□□ □□ Microsoft 365□□ □□□ □□□□□ □□ □□□.
- B. Common Data Services□ □□□□ □□□□□□ □□□□□ □□□□□□.
- C. □□□□ SSO(Single Sign-on)□ □□□□ Microsoft 365□ Dynamics 365 □□□ □□□□ □ □□□□.

**Answer: (SHOW ANSWER)**

**NEW QUESTION: 50**

- □□□□ □□□ □□□□ Power Apps □□ □□□□. □□□ □□ □□/□□□□ □□ □□ □□□□.
- Power Apps □□□ □□□ □□□□ □□ □□□□□ □□□□ □□□□ □□□□ □□□.
- □□□□ □□□?
- A. □□□□□□□ □□ □□□ □□□□□
- B. Microsoft Azure □□ □□□
- C. Common Data Service □□□
- D. □□ BI

**Answer: B (LEAVE A REPLY)**

Reference:

[https://docs.microsoft.com/en-gb/azure/cognitive-services/welcome?](https://docs.microsoft.com/en-gb/azure/cognitive-services/welcome?ocid=AID2339762_TWITTER_oo_spl100000827964250)

[ocid=AID2339762\\_TWITTER\\_oo\\_spl100000827964250](https://docs.microsoft.com/en-gb/azure/cognitive-services/welcome?ocid=AID2339762_TWITTER_oo_spl100000827964250)

<https://powerapps.microsoft.com/en-us/blog/cognitive-services-with-powerapps-using-custom-connectors/>

**NEW QUESTION: 51**

- □ □□□ □□ □□□ □□□ □□ □□□□□□. □□□ □□□ □□□□ □□□□□.
- : □ □□□ □□□ 1□□ □□□ □□□□.



**Statement**

**Yes**

**No**

Power Apps apps can run only mobile devices.

Power Apps can run only with Dynamic 365 products.

If a user runs a Power Apps app that accesses information to which the user does not have access, the app grants the user permissions.

**Answer:**

Statement	Yes	No
Power Apps apps can run only mobile devices.	<input type="radio"/>	<input checked="" type="radio"/>
Power Apps can run only with Dynamic 365 products.	<input type="radio"/>	<input checked="" type="radio"/>
If a user runs a Power Apps app that accesses information to which the user does not have access, the app grants the user permissions.	<input type="radio"/>	<input checked="" type="radio"/>

Reference:

<https://docs.microsoft.com/en-us/powerapps/powerapps-overview>

<https://docs.microsoft.com/en-us/powerapps/maker/canvas-apps/share-app>

<https://docs.microsoft.com/en-us/power-platform/admin/online-requirements>

**NEW QUESTION: 52**

□□□ Power Virtual Agents □□□ □□□□. □□□ □□□ □□□ □□□□ □□ □□ □ □□ □□ □□□□□.

□□□ □□ □□□□□ □□□ □ □□ □□□□ □□□□ □□□.

□□□ □□ □□□□ □□ □□□ □ □□□? □ □□□ □□□ □□□□ □□□□□.

□□: □ □□□ □□□ 1□□ □□□ □□□□□.

A. Microsoft Azure □ □□□□□□

B. Microsoft Azure □□□ □□

C. Microsoft Azure □□□ □□□

D. □□□□

E. □□ BI

**Answer: A,D (LEAVE A REPLY)**

**NEW QUESTION: 53**

Power BI Report Builder is the only tool used to create reports to be published to the Power BI service. Power BI service can include calculated columns. Power BI Desktop can include calculated columns.

Answer Area



Yes No

- Power BI Report Builder is the only tool used to create reports to be published to the Power BI service.  Yes  No
- Power BI service can include calculated columns.  Yes  No
- Power BI Desktop can include calculated columns.  Yes  No

Answer:

Answer Area

Statements

Microsoft

Yes No

- Power BI Report Builder is the only tool used to create reports to be published to the Power BI service.  Yes  No
- Power BI service can include calculated columns.  Yes  No
- Power BI Desktop can include calculated columns.  Yes  No

**NEW QUESTION: 54**

RevReceived is a report page in a Power BI report. You want to reuse the visual on the RevReceived page in a new report. How should you configure the new report?

Answer Area

You should

- copy the visuals from RevReceived to a new page.
- duplicate the RevReceived page and update the duplicate copy.
- import the RevReceived page.
- modify the RevReceived page.

Answer:

Answer Area

Microsoft

You should

- copy the visuals from RevReceived to a new page.
- duplicate the RevReceived page and update the duplicate copy.
- import the RevReceived page.
- modify the RevReceived page.

**NEW QUESTION: 55**

Dynamics 365 Sales is a Power BI report. You want to reuse the visual on the Dynamics 365 Sales page in a new report. How should you configure the new report?

□□: □ □□□ □□□ 1□□ □□□ □□□□.

A. □□ □□□ □□□□ □□ □□□□□.

B. □□□□ □□□□□.

18912E1457D5D1DDCBD40AB3BF70D5D

C. □□□□ Microsoft Excel □ □□□□□.

D. □□□ □□□□.

**Answer: A (LEAVE A REPLY)**

Reference:

<https://docs.microsoft.com/en-us/power-bi/desktop-shape-and-combine-data>

**NEW QUESTION: 56**

Power BI □□□□□ □□ □□□□□ □ □□ □□□ □□□□ □□□. □□□ □□□□ □□□?

A. □□□

B. □□ □□

C. □□ □□□ □□□

D. □□

**Answer: D (LEAVE A REPLY)**

**NEW QUESTION: 57**

Power Automate □□□ □□□ □□□□.

□□□ □□ □□□ □□□ □□□□ Microsoft SharePoint □□□ □ □□□ □□□ □□ □□□  
□□ □□□ □□ □□ □□□□ □□□ □□ □□ □□□□ □□□ □□ □□ □□□ □□□□ □□□□ □  
□□.

□□ □□□ □□□□□ □□□ □□ □□□ □□□□ □□□.

□□ □□ □□□ □□□□ □□□?

A. □□□

B. □□

C. □□□

D. □□

**Answer: D (LEAVE A REPLY)**

Reference:

<https://docs.microsoft.com/en-us/power-automate/use-expressions-in-conditions>

**NEW QUESTION: 58**

□□□ □□ □□□□ □□□□ □□□□.

□□ □□□□ □□□□ □□□□ □□□□ □□□.

□□ ERP(Enterprise Resource Planning) □□□□ □□□ Microsoft Dataverse Microsoft Excel

□□ □□□□□ □□□□□□ □□ □□ □ □□□□ □□ □□□□ □□□□□ □□□.

□□□□ □□□□ □□□.

□□□ □□□□ □□□?

A. □□□

- B. □□ □□□□□
- C. □
- D. □□□□

Answer: D ([LEAVE A REPLY](#))

**NEW QUESTION: 59**

□□□□ Power Platform□ □□□□ □□□□ □□ □□□ □□□□ □ □□□ □□ □□□ □□ □□□□.


□□□ □□ □□□□ □□□□ □□□.

□□□ □□□□ □□□? □□□□□ □□□ □□□ □□□ □□ □□□□ □□□□□□□□. □ □□□ □□ □□, □ □□ □□□□□ □□ □□□□ □□ □ □□□□. □□□□ □□□ □ □□□ □ □□□ □□□ □□□ □□□□□ □ □ □□□□.

□□: □ □□□ □□□ 1□□ □□□ □□□□.

Tools	Answer Area	Requirement	Tool
Business rule		If a customer is travelling with a person under the age of 18, a field must display to collect date of birth for the under 18 traveler only. Ensure that all travel agents use the same process with all customers. Send a confirmation email to customers after reservations are complete.	Tool
Business process flow			Tool
Power Automate			Tool
Power BI			Tool

Answer:

Tools	Answer Area	Requirement	Tool
Business rule		If a customer is travelling with a person under the age of 18, a field must display to collect date of birth for the under 18 traveler only. Ensure that all travel agents use the same process with all customers. Send a confirmation email to customers after reservations are complete.	Business rule
Business process flow			Business process flow
Power Automate			Power Automate
Power BI			

Reference:

<https://docs.microsoft.com/en-us/power-automate/getting-started>

<https://docs.microsoft.com/en-us/powerapps/maker/common-data-service/data-platform-create-business-rule#:~:text=Business%20rules%20provide%20a%20simple,changing%20and%20commonly%20used%20rules.&text=To%20define%20a%20business%20rule,a%20model%2Ddriven%20app%20form.>

**NEW QUESTION: 60**

□□□□ Dynamics 365 Customer Service□ □□ Power Virtual Agents□ □□□□ □□□□.

□ □□□ □□□□. □□□ □□□ □□ □□□□ □□□□□.

□□□□ □□ □ □□□□ □□ □□ □□ □□□ □ □□□ □□□□ □□□□ □□□□□.

□□□ □ □□□ □ □ □□□ □□□□ □□□.

□□□ □□ □□□?

- A. □□□□ □□ □□□□□
- B. □□□ □□□□□□.

- C. □□□ □□□□ □□ □□□□.
- D. □ □□□ □□□□.
- E. □□ □□

Answer: ([SHOW ANSWER](#))

**NEW QUESTION: 61**

□□□ □□□□□ □□□□. □□□□□□ □□□ □□□ □□ □□□ □□□ □ □□ □□□ □ □□□ □□□□.

□□□ □□□ □□ □ □□□□□ □□ □□□ □□ □ Dynamics 365 Sales□□ □□ □□□ □ □□□ □□□□ □□□□□ □□□□ □□□.

□□□ □□□□ □□□□?

- A. □□ □□
- B. □□ □□□ □□
- C. Dynamics 365 □□□□
- D. □□□□ □□□□ □□

Answer: B ([LEAVE A REPLY](#))

Reference:

<https://trellispoint.com/create-crm-leads-using-microsoft-flow/>

**PL-900-KR** □□ □□□ □□□□□ □□ DumpTop □□ □□□□ □□□ PL-900-KR □□! DumpTop □ □□ **PL-900-KR** □□ □□□ □□□□□□, DumpTop PL-900-KR □□ □□□ □□□□□□□□ □□□ □□□□□□□□. □□□□ □□□ □□□□ □□ DumpTop PL-900-KR □□□ □□□□□. <https://www.dumptop.com/Microsoft/PL-900-KR-dump.html> (375 Q&As Dumps, **30%OFF** Special Discount: **KrDump**)

**NEW QUESTION: 62**

□□□ □□□ □□□□ □□□ □□□□□. □□□ □□ □□□□ □□□□ □□□ □□□□. □ □□□□ □□□□ □□□□□ □□ □□□ □□□□□ □□□. □□ □□□□ □□□ □□ □□□□ □□□. □□□ □□□□ □□□□?

- A. □□□□
- B. □□
- C. □□ □□
- D. □□

Answer: A ([LEAVE A REPLY](#))

**NEW QUESTION: 63**

□□ □□□ □□□□ □□ □□ □□ □□ □□□ □□□□.

□□ □□ □□ □□□ □□□□ □□□.

□□

□□ □□  
□□ □□  
□□□□  
□□  
□□  
□□ □□  
□□ □□  
□□  
□□□ □□□  
□□□  
□□

□ □□□ □□□□ □□□.  
□□ □□□□ □□□□ □□□ □□□□ □□□? □□□□□ □□□ □□ □□ □□□ □□□ □  
□ □□□ □□□□□□□□. □ □□ □□ □□□ □ □, □ □ □□ □□□□□ □□ □□□□ □□  
□ □□□□. □□□□ □□□ □ □□□ □□ □□□ □□□ □□□□□ □ □ □□□□.  
□□: □ □□□ □□□ 1□□ □□□ □□□□.



**Answer:**



Reference:

<https://docs.microsoft.com/en-us/dynamics365/customerengagement/on-premises/developer/customize-dev/change-application-navigation-using-sitemap>

**NEW QUESTION: 64**

□□ □ □□□ □□ □□□ □□□ □□ □□□□□□. □□□ □□□ □□□□ □□□□□□.  
□□: □ □□□ □□□ 1□□ □□□ □□□□.

Statement	Yes	No
Sharing a model-driven app and sharing a canvas app both send an email with the link to the app to the users.	<input type="radio"/>	<input type="radio"/>
Administrators assign Power Platform security roles and permissions identically for canvas apps, model-driven apps, and shared apps.	<input type="radio"/>	<input type="radio"/>
You must publish both personal and system views before a user may consume them.	<input type="radio"/>	<input type="radio"/>

Answer:

Statement	Yes	No
Sharing a model-driven app and sharing a canvas app both send an email with the link to the app to the users.	<input checked="" type="radio"/>	<input type="radio"/>
Administrators assign Power Platform security roles and permissions identically for canvas apps, model-driven apps, and shared apps.	<input type="radio"/>	<input checked="" type="radio"/>
You must publish both personal and system views before a user may consume them.	<input type="radio"/>	<input checked="" type="radio"/>

**NEW QUESTION: 65**

□□□□ Dynamics 365 Customer Service □ □□□ □ □ □□ □□□□ □□□□ □□□□.

□□□ □ □□□□ □ □ □□ □□□□ □ □ □□□□ □□□□ □□□□.

□□□□□ □□ □ □ □ □ □□ □□□□.

\* □□□ □□ □□□□□ □□□□□ □ □ □□ □□ □ □ □□ □ □ □□□□.

\* □ □ □ □ □□ □ □ □□□ Microsoft Teams □ □ □ □ □□ □ □ □□□ □ □ □ □ □ □.

\* Dynamics 365 Customer Service □ □□□ □ □ □□□□ □□□□ □□ □ □ □□□□ □ □ □□.

□□□□ □□□□□ Microsoft Power Platform □□ □□□□ □□□.

□ □ □□ □□□□ □□□? □□□□□ □□ □□ □□ □ □ □□□ □□□□□□□□.

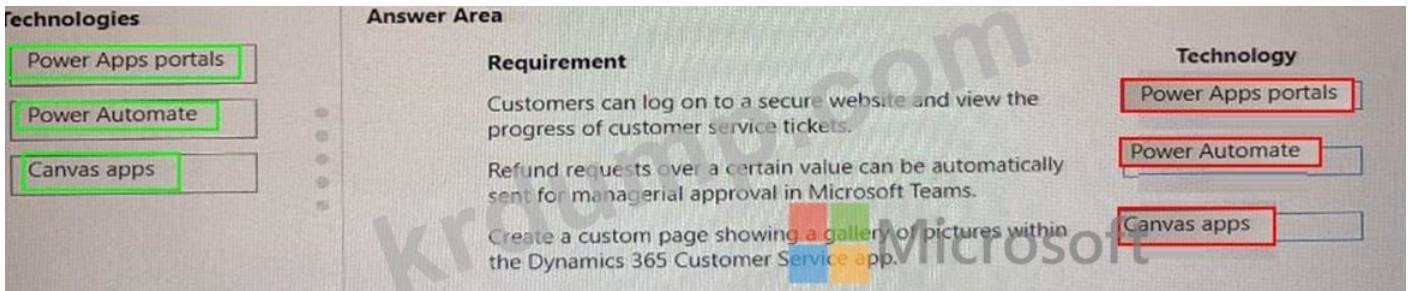
□ □□□ □ □ □□□ □ □ □ □ □ □ □ □ □ □ □ □ □ □ □ □□□ □ □ □ □ □□□□. □

□□□ □□□ □ □□□ □ □ □□ □□ □ □□□□ □ □ □□□□.

□□: □ □□□ □□ □ □ □ □ □□ □□□□.

Technologies	Answer Area	Requirement	Technology
Power Apps portals		Customers can log on to a secure website and view the progress of customer service tickets.	<input type="text"/>
Power Automate		Refund requests over a certain value can be automatically sent for managerial approval in Microsoft Teams.	<input type="text"/>
Canvas apps		Create a custom page showing a gallery of pictures within the Dynamics 365 Customer Service app.	<input type="text"/>

Answer:



**NEW QUESTION: 66**

Which of the following is a requirement for using AI Builder to create a text recognition model?

PDF files must be stored in Microsoft OneDrive or Microsoft SharePoint. The files must be in the same folder, and the folder must be shared with the user who is creating the model.

AI Builder can only be used to create text recognition models for documents that are in the following formats:

- A. DOCX, XLSX, and PPTX
- B. DOC, XLS, and PPT
- C. DOCX, XLS, and PPT
- D. DOC, XLSX, and PPTX

**Answer: C (LEAVE A REPLY)**

Reference:

<https://docs.microsoft.com/en-us/ai-builder/prebuilt-text-recognition>

**NEW QUESTION: 67**

Which of the following is a requirement for using Power BI to create a dashboard?

The dashboard must be created in a workspace that has a capacity license. The dashboard must be created in a workspace that has a capacity license. The dashboard must be created in a workspace that has a capacity license.

The dashboard must be created in a workspace that has a capacity license. The dashboard must be created in a workspace that has a capacity license. The dashboard must be created in a workspace that has a capacity license.

The dashboard must be created in a workspace that has a capacity license. The dashboard must be created in a workspace that has a capacity license. The dashboard must be created in a workspace that has a capacity license.

Component types	Answer Area	Requirement	Component type
Dashboard		Display data from a Microsoft Excel workbook that has multiple worksheets into one chart.	Component type
Report		Display the top departmental goal metrics and alert users when specific thresholds targets are met.	Component type
		Display Sales charts that can be filtered by region.	Component type

**Answer:**

Component types	Answer Area	Component type
Dashboard	<b>Requirement</b> Display data from a Microsoft Excel workbook that has multiple worksheets into one chart.	Report Component type
Report	Display the top departmental goal metrics and alert users when specific thresholds targets are met.	Dashboard Component type
	Display Sales charts that can be filtered by region.	Report Component type

Reference:

<https://www.educba.com/power-bi-dashboard-vs-report/>

**NEW QUESTION: 68**

□□ □□□ IoT(□□ □□□) □□□ □□□□ □□□ □□ □□□□ □□□ □□□□□□□□.

□□ IoT □□□□ □□□□□□ □□ □□□□ □□□ □□□□□□ □□□□.

Power BI □□□ □□□□□□ IoT □□□□□□ □□ □□□ □□□ □□□□ □□□.

□□ □□□ □□□□ □□□?

- A. □□□ □□ □□ □□□ □□
- B. □□□□ □□□ □□
- C. □□□ □ □□□ □□
- D. Power BI □□□ □□
- E. □□ □□□

**Answer: (SHOW ANSWER)**

<https://docs.microsoft.com/en-us/power-bi/service-real-time-streaming>

<https://powerbi.microsoft.com/en-us/blog/using-power-bi-real-time-dashboards-to-display-iot-sensor-data-astep-by-step-tutorial/>

**NEW QUESTION: 69**

□□□ □□□□ □□ □□□□□ □□□ □ □□□ □□□□□ □ □□ □□□ □□□□□.

□□□□ □□ □□□ □□□□□ □□□ □□□ Power Apps□ □□□□ □□□.

□□□□□ □□□ □ □□□ □□□ □□ □□□□ □□□□□□□□. □ □ □□□ □ □, □ □ □

□ □□□□□ □□ □□□□ □□ □ □□□□. □□□□ □□□ □ □□□ □□ □□□ □□□ □ □□□□ □ □ □□□□.

□□: □ □□□ □□□ 1□□ □□□ □□□□.

App types

- model-driven
- portals
- canvas
- AI Builder

Answer Area

Requirement

- Build mobile apps that use cameras and location data.
- Give external users secure access to your data.

App type


Answer:

Reference:

- <https://docs.microsoft.com/en-us/powerapps/maker/canvas-apps/getting-started>
- <https://docs.microsoft.com/en-us/powerapps/maker/portals/overview>

NEW QUESTION: 70

Power BI is a cloud-based business intelligence (BI) tool that provides a wide range of features and capabilities. It is designed to help organizations analyze and visualize their data, making it easier to understand and act on their information. Power BI is a self-service BI tool that allows users to create reports and dashboards without the need for IT support. It is a powerful tool for data analysis and visualization, and it is used by millions of users around the world. Power BI is a cloud-based BI tool that provides a wide range of features and capabilities. It is designed to help organizations analyze and visualize their data, making it easier to understand and act on their information. Power BI is a self-service BI tool that allows users to create reports and dashboards without the need for IT support. It is a powerful tool for data analysis and visualization, and it is used by millions of users around the world.

- A. Power BI is a cloud-based BI tool that provides a wide range of features and capabilities.
- B. Power BI is a self-service BI tool that allows users to create reports and dashboards without the need for IT support.
- C. Power BI is a powerful tool for data analysis and visualization, and it is used by millions of users around the world.
- D. Power BI is a cloud-based BI tool that provides a wide range of features and capabilities.

Answer: B,D (LEAVE A REPLY)

Reference:

<https://docs.microsoft.com/en-us/power-bi/visuals/power-bi-visualization-types-for-reports-and-q-and-a>

NEW QUESTION: 71

Power BI is a cloud-based business intelligence (BI) tool that provides a wide range of features and capabilities. It is designed to help organizations analyze and visualize their data, making it easier to understand and act on their information. Power BI is a self-service BI tool that allows users to create reports and dashboards without the need for IT support. It is a powerful tool for data analysis and visualization, and it is used by millions of users around the world. Power BI is a cloud-based BI tool that provides a wide range of features and capabilities. It is designed to help organizations analyze and visualize their data, making it easier to understand and act on their information. Power BI is a self-service BI tool that allows users to create reports and dashboards without the need for IT support. It is a powerful tool for data analysis and visualization, and it is used by millions of users around the world.

□□□ □□ □□□?

- A. □□ □□ □□□ □□□□□.
- B. □□ □□□□ □□ □□ □□□□ □□ □□□ □□□□ □□ □□□□□□.
- C. □□□ □□ □□□□□□ □□ □□□ □□ □□□ □□ □□ □□□□□□.
- D. □□ □□□□ □□ □□□ □□□□ □□□ □□ □□□□□.

Answer: (SHOW ANSWER)

Restore a canvas app to a previous version in PowerApps.

Restore an app from your account

Open powerapps.com, and then click or tap Apps in the left navigation bar.

Near the right edge, click or tap the info icon for the app that you want to restore.

Click or tap the Versions tab, and then click or tap Restore for the version that you want to restore.

In the confirmation dialog box, click or tap Restore.

A new version is added to your list.

Reference:

<https://docs.microsoft.com/en-us/powerapps/maker/canvas-apps/restore-an-app>

**NEW QUESTION: 72**

□□□ □□ □□ □□□ □□□□ □□ □□□□ □□□□□.

□ □□□ □□ □□ □, □□ □□□ □ □□□□□□□ □□□ □□□ □□□□□□. □□□ □□

□ □□ □□□ □ □ □□ □□ □□□ □□□□ □□□□□ □□□.

□□□ □□ □□□□ □□□□ □□□.

□□ Power Platform □□□ □□□□ □□□?

- A. □□ BI
- B. □□ □□□□□
- C. AI □□
- D. □□ □

Answer: A (LEAVE A REPLY)

**NEW QUESTION: 73**

Power Apps □ □□□ □□ □□□ □□ □□□ □□□□.

□□ □□□ □□□□ □□□? □□□□□ □□ □□□□ □□□ □□□ □□□□□□.

□□: □ □□□ □□□ 1□□ □□□ □□□□.

Microsoft



**Statement**

A Power Apps app can trigger this when a condition is met.

**Component**

connector
Power Automate flow
gateway
solution

connector
gateway
solution

Answer:

Statement	Component
A Power Apps app can trigger this when a condition is met.	connector Power Automate flow gateway solution
Actions and triggers are properties of a	connector gateway solution

NEW QUESTION: 74

Which of the following is a valid Power Apps app type? (Select all that apply.)

Canvas

Model-driven

Portal

View

Control

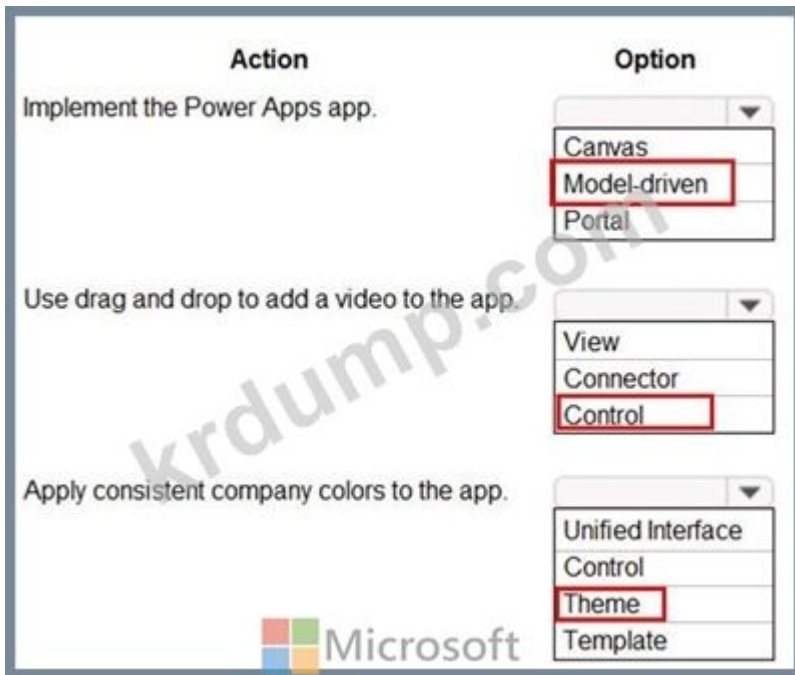
Unified Interface

Theme

Template

Action	Option
Implement the Power Apps app.	Canvas Model-driven Portal
Use drag and drop to add a video to the app.	View Connector Control
Apply consistent company colors to the app.	Unified Interface Control Theme Template

Answer:



Reference:

<https://powerapps.microsoft.com/en-us/blog/microsoft-stream-videos-and-channels-in-canvas-apps/>

<https://docs.microsoft.com/en-us/powerapps/maker/model-driven-apps/create-themes-organization-branding>

<https://docs.microsoft.com/en-us/powerapps/maker/canvas-apps/controls/control-stream-video>

**NEW QUESTION: 75**

Power Automate □□□□ □□□ □□□□.

□□□ □ □□□ □□ Power Automate □□ □□□ □□□□ □□□.

□□ □□ □□□ □□□□ □□□? □□□□□ □□□ □□ □□□ □□□□ □□□□□

□□. □ □□ □□□ □ □, □ □ □□ □□□□□ □□ □□□□ □□ □ □□□□. □□□□ □

□□ □ □□□ □□ □□□ □□□ □□□□□ □ □ □□□□.

□□: □ □□□ □□□ 1□□ □□□ □□□□.

### Answer Area

Control actions	Function	Control action
Do until	Continue performing a set of actions unless a condition becomes true.	<input type="text"/>
Apply to each	Allow multiple branches to be created based on a set of options.	<input type="text"/>
Switch	Allow two branches to be created based on a true/false condition.	<input type="text"/>
Condition		

Answer:

### Answer Area

Control actions	Function	Control action
Do until	Continue performing a set of actions unless a condition becomes true.	Do until
Apply to each	Allow multiple branches to be created based on a set of options.	Switch
Switch	Allow two branches to be created based on a true/false condition.	Condition
Condition		

**NEW QUESTION: 76**

□□□□ Power BI □ □□ □□□□□.

□□□ Power BI □ □□□ □ □ □ □ □ □□□□ □□□.

□□□ □ □ □□□ □□□□ □□□.

□□□ □□□□ □□□? □□□□□ □□ □□□□ □□ □ □ □□□ □□□□□□□□. □

□□□□ □ □, □ □ □□ □□□□□ □□ □□□□ □□ □□□□. □□□□ □□□ □ □□

□ □□ □□□ □□□ □□□□□ □ □ □□□□.

□□: □ □□□ □□□ 1□□ □□□ □□□□.

<p><b>Solutions</b></p> <input type="text" value="Microsoft AppSource"/> <input type="text" value="Microsoft Lifecycle Services"/> <input type="text" value="Microsoft Azure Marketplace"/>	<p style="text-align: center;"><b>Answer Area</b></p> <p style="text-align: center;"><b>Requirement</b></p> <p>Evaluate solutions that meet current gaps in Power BI capabilities.</p> <p>Evaluate the services of multiple companies to identify a partner that can assist in building a proof-of-concept solution.</p>	<p style="text-align: center;"><b>Solution</b></p> <input type="text" value="Solution"/> <input type="text" value="Solution"/>
---	--	--

Answer:



Statement	Yes	No
The Power BI published app is stored within the Team site so that others can install it.	<input type="radio"/>	<input type="radio"/>
One of the other project managers installs and modifies a dashboard within the Power BI published app. The changes are automatically made into the original published app.	<input type="radio"/>	<input type="radio"/>

Answer:

Statement	Yes	No
The Power BI published app is stored within the Team site so that others can install it.	<input checked="" type="radio"/>	<input type="radio"/>
One of the other project managers installs and modifies a dashboard within the Power BI published app. The changes are automatically made into the original published app.	<input type="radio"/>	<input checked="" type="radio"/>

Reference:

<https://docs.microsoft.com/en-us/power-bi/collaborate-share/service-create-distribute-apps>

**NEW QUESTION: 79**

□□ □□□ □□ □□□□ □□□□ □□□□.

□□□□□ □□□□□ □□ □□□□□ □□□□ □□□.

Microsoft Dataverse □ □□□□ □□□ □ □□ □□ □□ □□□ □□□□□ □□□. □□□□ □

□□ □□□ □□ □□ □□□□□ □□□.

\* □□□ □□

\* □□□ □

\* □□□ □□□ □□

\* □□□ □□□□

\* □□□□ □□

\* □□□□ □□

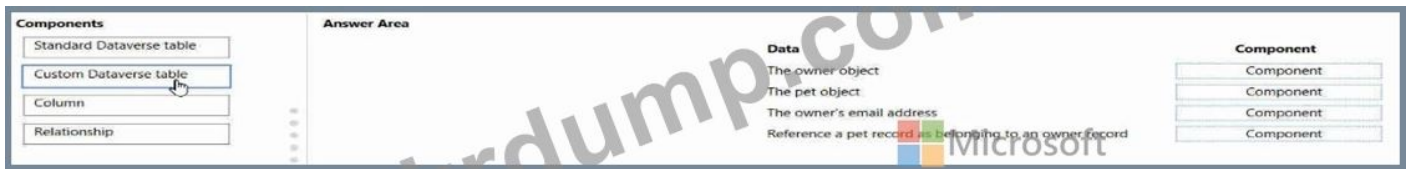
\* □□□□ □□

□□ □□ □□□ □□□□ □□□? □□□□□ □□□ □□ □□□ □□□ □□□□ □□□□□

□□. □ □□ □□□ □ □, □ □ □□ □□□□□ □□ □□□□ □□ □ □□□□. □□□□ □

□□ □ □□□ □□ □□□ □□□ □□□□□ □ □ □□□□. □□: □ □□□ □□□ 1□□ □

□□ □□□□.



**Answer:**



**NEW QUESTION: 80**

Which two actions can you perform in the AI Builder console?

AI Builder can be used to create custom AI models for document processing and image classification.

AI Builder can be used to create custom AI models for text classification and sentiment analysis.

AI Builder can be used to create custom AI models for image classification and document processing.

AI Builder can be used to create custom AI models for text classification and document processing.

AI Builder can be used to create custom AI models for document processing and sentiment analysis.

AI Builder can be used to create custom AI models for document processing and text classification.

AI Builder can be used to create custom AI models for document processing and image classification.

**Answer: A,E (LEAVE A REPLY)**

**NEW QUESTION: 81**

Which two actions can you perform in the Power BI service?

Power BI Desktop can be used to create custom AI models for document processing and image classification.

Power BI Desktop can be used to create custom AI models for text classification and sentiment analysis.

Power BI Desktop can be used to create custom AI models for image classification and document processing.

Power BI Desktop can be used to create custom AI models for text classification and document processing.

Power BI Desktop can be used to create custom AI models for document processing and sentiment analysis.

Power BI Desktop can be used to create custom AI models for document processing and text classification.

Power BI Desktop can be used to create custom AI models for document processing and image classification.

**Answer: B (LEAVE A REPLY)**

Reference:

<https://docs.microsoft.com/en-us/power-bi/collaborate-share/service-analyze-in-excel>

**NEW QUESTION: 82**

Which two actions can you perform in the Power Platform?

Power Apps can be used to create custom AI models for document processing and image classification.

Power Apps can be used to create custom AI models for text classification and sentiment analysis.

Power Apps can be used to create custom AI models for image classification and document processing.

□□: □□□ □□□ □□□ 1□□ □□□ □□□□.



Products

- Microsoft Azure
- custom connector
- Microsoft Flow
- model-driven app
- canvas app

Function

Product

Implement user authentication.

Send data to a Microsoft OneNote notebook in the same tenant.


Answer:

Answer Area

Products

- Microsoft Azure
- custom connector
- Microsoft Flow
- model-driven app
- canvas app

Function

Product

Implement user authentication.

Send data to a Microsoft OneNote notebook in the same tenant.

Microsoft Azure
Microsoft Flow



Reference:

<https://powerapps.microsoft.com/en-us/blog/implementing-role-based-permission/>

<https://www.encorebusiness.com/blog/powerapps-flow-can/>

NEW QUESTION: 83

Power Automate □□□ □□□ □□□□.

Microsoft Excel, Azure Data Lake □ GitHub□ □□□ □□ □□□□ □□□□ □□□□ □□□.

□□□ □□□□ □□□? □□□□□ □□□ □□ □□□ □□□ □□□ □□□□□□□□.

□ □□ □□□ □ □, □ □ □□ □□□□□ □□ □□□□ □□ □ □□□□. □□□□ □□□ □

□□□ □□ □□□ □□□ □□□□□ □ □ □□□□.

□□: □ □□□ □□□ 1□□ □□□ □□□□.



**Answer:**



Reference:

<https://docs.microsoft.com/en-us/learn/modules/pad-excel-automation/3-reading-excel-document>

<https://docs.microsoft.com/en-us/connectors/azuredatalake/>

**NEW QUESTION: 84**

GDPR(Global Data Protection Regulations) is a regulation that is designed to protect the privacy and personal data of individuals within the European Union (EU) and the United Kingdom (UK).

GDPR applies to all organizations that process the personal data of individuals who are in the EU or UK, regardless of whether the organization is based in the EU or UK.

GDPR is a regulation that is designed to protect the privacy and personal data of individuals within the European Union (EU) and the United Kingdom (UK).

GDPR: A regulation that is designed to protect the privacy and personal data of individuals within the European Union (EU) and the United Kingdom (UK).

A. A regulation that is designed to protect the privacy and personal data of individuals within the European Union (EU) and the United Kingdom (UK).

B. A regulation that is designed to protect the privacy and personal data of individuals within the European Union (EU) and the United Kingdom (UK).

C. A regulation that is designed to protect the privacy and personal data of individuals within the European Union (EU) and the United Kingdom (UK).

D. A regulation that is designed to protect the privacy and personal data of individuals within the European Union (EU) and the United Kingdom (UK).

**Answer: A,D (LEAVE A REPLY)**

Reference:

[https://en.wikipedia.org/wiki/General\\_Data\\_Protection\\_Regulation](https://en.wikipedia.org/wiki/General_Data_Protection_Regulation)

**NEW QUESTION: 85**

Power Virtual Agents is a cloud-based chatbot service that is designed to help businesses automate customer service and support.

Power Virtual Agents is a cloud-based chatbot service that is designed to help businesses automate customer service and support. It is a part of the Microsoft Power Platform, which also includes Power BI, Power Automate, and Power Apps.

Power Virtual Agents is a cloud-based chatbot service that is designed to help businesses automate customer service and support.

Power Virtual Agents: A cloud-based chatbot service that is designed to help businesses automate customer service and support.



App types	Answer Area	Definition	App type
model-driven		Quickly create apps for very complex business processes with very little or no code.	App type
dashboard			App type
dataset		Create simple apps with a highly customizable user interface layouts.	App type
canvas			

**Answer:**

App types	Answer Area	Definition	App type
model-driven		Quickly create apps for very complex business processes with very little or no code.	canvas App type
dashboard			model-driven type
dataset		Create simple apps with a highly customizable user interface layouts.	
canvas			

Reference:

<https://powerapps.microsoft.com/sv-se/blog/introducing-model-driven-apps/>

**NEW QUESTION: 88**

- Power Apps □□□ □□ □□□□□.
- □□□□□□ Power Apps Studio □ □□ □□ □□□ □ □□ □□ □□□□ □□□□
- □□ □□□□ □□□□.
- □□ □ □ □□ □□□ □□□□ □□□.
- □□ □□□ □□□ □□□□□? □ □□□ □□□ □□□□ □□□□□.
- : □ □□□ □□□ 1□□ □□□ □□□□.
- A. □□□□ □□□ Power Apps □□□ □□□□□□□.
- B. □□□□□ □□□ □□□ □□□ □□□ □□□□□ □□□□□.
- C. □□□□ □ □□ □□□□ □□□□ □□□□□.
- D. □□ □□□□ □□□□ □□□□□.
- E. □□□ Common Data Service □□□□□□□□ □□□□.

**Answer: A,C,D (LEAVE A REPLY)**

Reference:

<https://docs.microsoft.com/en-us/powerapps/maker/canvas-apps/edit-app>

**NEW QUESTION: 89**

- □□□□ □□□ □□□□ IT □□ □□□□ □□ □□ □□□, IT □□□ □□□□ □□□
- □□□ □□ □□□□, □□□□ □□□□□ □□□□□, □□□□ □□□ □ □□ □□□ □
- □□□.
- □□ □□□ □□□ □ □□□ □□□ □□□□ □□□.
- □□□ □□□□ □□□? □□□□□ □□ □□□□ □□□ □□□ □□□□□□□.
- : □ □□□ □□□ 1□□ □□□ □□□□.

**Scenario**

**Application**

Build automatic workflows that access multiple data sources.

	▼
AI Builder	
Power Apps	
Microsoft Flow	
Azure Functions	
Power BI	

Create custom apps that address specific business needs.

	▼
AI Builder	
Power Apps	
Microsoft Flow	
Azure Functions	
Power BI	

Design insightful data visualizations.

	▼
AI Builder	
Power Apps	
Microsoft Flow	
Azure Functions	
Power BI	



**Answer:**

Build automatic workflows that access multiple data sources.

	▼
AI Builder	
Power Apps	
Microsoft Flow	
Azure Functions	
Power BI	

Create custom apps that address specific business needs.

	▼
AI Builder	
Power Apps	
Microsoft Flow	
Azure Functions	
Power BI	

Design insightful data visualizations.

	▼
AI Builder	
Power Apps	
Microsoft Flow	
Azure Functions	
Power BI	

Reference:

<https://docs.microsoft.com/en-us/powerapps/powerapps-overview>

**NEW QUESTION: 90**



**NEW QUESTION: 92**

□□□□ Dynamics 365 Sales □ □□□□□. □□□ Sales Hub □□ □□□□ □□ □□ □□□□ □.

□□□□ □□□ □□□□ □□□□ □□□□ □ □□□ □□□□ □□□.

□□□□ □□ □□ □□□□ □□□?

- A. Dynamics 365 □□ □□
- B. Dynamics 365 □□
- C. Dynamics 365 □□□□ □□□
- D. □□□□ Dynamics 365

**Answer: D (LEAVE A REPLY)**

Use the Dynamics 365 for phones and Dynamics 365 for tablets apps for your sales, customer service, field service, and other tasks when you're on the go. With one download from your app store, you'll automatically have access to all the apps you need for your role. You will see apps with the new Unified Interface on your mobile device.

Reference:

<https://docs.microsoft.com/en-us/dynamics365/mobile-app/dynamics-365-phones-tablets-users-guide>

**NEW QUESTION: 93**

Power Automate □□□ □□□□ □□□□ □ □□□□ □□□ □□□ □□□□ □□□□ □□□ □□ □□□□ □□ □□□ □□□ □□□ □□ □ □□□□.

□□□□ □ □□□□ □□□ □□□ □□□ □□□□ □□□□. □□□□ □□□□□ □□□□

□□□ □□ □□□ □□□ □□□□□□ □□□□ □□ □□□□ □□□□ □□□□ □□ □□□ □□ □□ □□□ □□□□ □□□.

□□□ □□□□ □□□.

□□ □□ □□□ □□□□ □□□?

- A. □□□□ □□
- B. □□
- C. □□□
- D. □□□
- E. □□

**Answer: (SHOW ANSWER)**

Use a condition and set the action to send an email.

Reference:

<https://docs.microsoft.com/en-us/power-automate/add-condition>

**NEW QUESTION: 94**

□□□□ □□□□ □□□ □□ Power Apps □□□□ □□□ □□□□. □□□□ □□□ □□ □ □□□ □□□□.

\* Which of the following is a trigger type in Microsoft Excel? Select all that apply.   
 Push trigger   
 Polling trigger   
 Triggers for scheduled flows   
 Triggers for business process flow

\* Which of the following is a requirement for a trigger type in Microsoft Dataverse? Select all that apply.   
 Send a notification when an Excel workbook is uploaded.   
 Synchronize customer data with a proprietary accounting database.

Answer:   
 Push trigger   
 Polling trigger   
 Triggers for scheduled flows   
 Triggers for business process flow   
 Send a notification when an Excel workbook is uploaded.   
 Synchronize customer data with a proprietary accounting database.



Answer:



**NEW QUESTION: 95**

Which of the following is a trigger type in Dynamics 365 Supply Chain Management? Select all that apply.   
 SQL   
 Azure IoT   
 Azure   
 Dynamics 365 Finance

- A. SQL
- B. Azure IoT
- C. Azure
- D. Azure IoT

Answer: (SHOW ANSWER)


Reference:

<https://docs.microsoft.com/en-us/power-platform/admin/data-integrator>

**NEW QUESTION: 96**

Which of the following is a trigger type in Power BI? Select all that apply.   
 Push trigger   
 Polling trigger   
 Triggers for scheduled flows   
 Triggers for business process flow

**Answer Area**




**Statement**

Statement	Yes	No
Power BI can only retrieve data from up to two different sources for each dashboard.	<input type="radio"/>	<input type="radio"/>
Power BI visualizations can be used in canvas apps and model driven apps.	<input type="radio"/>	<input type="radio"/>
Power BI can display charts and list boxes on dashboards.	<input type="radio"/>	<input type="radio"/>

**Answer:**

**Answer Area**



**Statement**

Statement	Yes	No
Power BI can only retrieve data from up to two different sources for each dashboard.	<input checked="" type="radio"/>	<input type="radio"/>
Power BI visualizations can be used in canvas apps and model driven apps.	<input checked="" type="radio"/>	<input type="radio"/>
Power BI can display charts and list boxes on dashboards.	<input checked="" type="radio"/>	<input type="radio"/>

**NEW QUESTION: 97**

□□□ □□ □□□ □□□□□ □ □□□ □□ □□ □□□□ □ □□□□□□□ □□□□ □□  
 □.  
 □□□ □□□□□ □□□ □□□□□□□ □□□□ □□□.  
 □□ □□□□□□□ □□□□ □□□? □□□□□ □□ □□□□ □□□ □□□ □□□□□□.  
 □□: □ □□□ □□□ 1□□ □□□ □□□□.

Scenario	Application
Create no-code workflows that use different systems.	<input type="text"/> ▼ Azure Logic Apps Power Apps Power Automate Dynamics 365 workflows
Build a no-code mobile application.	<input type="text"/> ▼ Azure Logic Apps Power Apps Power Automate Dynamics 365 workflows
Administer your workflow in Microsoft Azure.	<input type="text"/> ▼ Azure Logic Apps Power Apps Power Automate Dynamics 365 workflows
Build a mobile application by using Common Data Service.	<input type="text"/> ▼ Azure Logic Apps Power Apps Power Automate Dynamics 365 workflows



**Answer:**

Scenario  
 Create no-code workflows that use different systems.

Application

- ▼
- Azure Logic Apps
- Power Apps
- Power Automate
- Dynamics 365 workflows

Build a no-code mobile application.

- ▼
- Azure Logic Apps
- Power Apps
- Power Automate
- Dynamics 365 workflows

Administer your workflow in Microsoft Azure.

- ▼
- Azure Logic Apps
- Power Apps
- Power Automate
- Dynamics 365 workflows

Build a mobile application by using Common Data Service.

- ▼
- Azure Logic Apps
- Power Apps
- Power Automate
- Dynamics 365 workflows

Reference:

<https://docs.microsoft.com/en-us/power-automate/getting-started>

<https://docs.microsoft.com/en-us/azure/logic-apps/logic-apps-overview>

<https://powerapps.microsoft.com/pl-pl/blog/business-model-may/>

**NEW QUESTION: 98**

□□□□ AI Builder □ □□ □ □ □ □□ □□□□ □□□□.

AI Builder □ □□□ □ □□ □ □ □ □□□□ □□□□□? □ □□□ □□ □□ □□ □□□□ □□□□□.

□□: □ □□□ □□□ 1□□ □□□ □□□□.

A. □□ □□ □□□ □□□ □□□ □ □ □□□ □□□ □□□□ □□□□□.

B. □□ □□□□□□□□ □□□□ □□□□□□.

C. □□□□ □□□□ □□□□ □□ □□ □□□□□.

D. □□□□ □□ □□ □ □□ □□

E. □□□□ □□□ □□ □□□□□ □□□□ □□□□.

Answer: ([SHOW ANSWER](#))


**NEW QUESTION: 99**

□□□□ AI Builder □ □□□ □ □□ □□□ □□□□ □□□□.




**NEW QUESTION: 101**

Power BI □□□□ □□□ □□□□.  
□□□□ □ □□□ □□□ □ □□ □□□ □□□ □□□□ □□□.  
□□ □□□□ □□□□ □□□? □□□□□ □□ □□□□ □□□ □□□ □□□□□□.  
□□: □ □□□ □□□ 1□□ □□□ □□□□.

**Answer Area**  Microsoft

Requirement	Solution
Make decisions by analyzing high-level KPIs.	<ul style="list-style-type: none"><li>Power BI service</li><li>Power BI Desktop</li><li>Power BI dashboards</li></ul>
Drill down into the details of a visual.	<ul style="list-style-type: none"><li>Power BI reports</li><li>Power BI Desktop</li><li>Power BI dashboards</li></ul>

**Answer:**

**Answer Area**  Microsoft

Requirement	Solution
Make decisions by analyzing high-level KPIs	<ul style="list-style-type: none"><li>Power BI service</li><li><b>Power BI Desktop</b></li><li>Power BI dashboards</li></ul>
Drill down into the details of a visual.	<ul style="list-style-type: none"><li><b>Power BI reports</b></li><li>Power BI Desktop</li><li>Power BI dashboards</li></ul>

**NEW QUESTION: 102**

Power Automate □□□ □□□ □□□□.  
Microsoft Excel Azure Data Lake □ GitHub□ □□□ □□ □□□□ □□□□ □□□□ □□□.

Which of the following is a valid Power BI report filter type?  
 A. Microsoft Dynamics 365 Customer Service  
 B. Microsoft SharePoint  
 C. Microsoft Power Platform  
 D. Microsoft Dynamics 365 Customer Service  
 E. Microsoft Dynamics 365 Customer Service



Answer:



**NEW QUESTION: 103**

Which of the following is a valid Power BI report filter type?  
 A. Microsoft Dynamics 365 Customer Service  
 B. Microsoft SharePoint  
 C. Microsoft Power Platform  
 D. Microsoft Dynamics 365 Customer Service  
 E. Microsoft Dynamics 365 Customer Service

- A. Microsoft Dynamics 365 Customer Service
- B. Microsoft SharePoint
- C. Microsoft Power Platform
- D. Microsoft Dynamics 365 Customer Service
- E. Microsoft Dynamics 365 Customer Service

Answer: A,B,D (LEAVE A REPLY)

Reference:

<https://docs.microsoft.com/en-us/power-bi/power-bi-report-filter-types>

**NEW QUESTION: 104**

Which of the following is a valid Power BI report filter type?  
 A. Microsoft Dynamics 365 Customer Service  
 B. Microsoft SharePoint  
 C. Microsoft Power Platform  
 D. Microsoft Dynamics 365 Customer Service  
 E. Microsoft Dynamics 365 Customer Service

Requirement Number	Requirement
Requirement 1	From a custom page in the Dynamics 365 interface, allow the customer service team to input a repair number, view the details of the corresponding SharePoint list item, and add notes for the repair team.
Requirement 2	Create a report that visualizes real-time customer service information that the repair team can access online and use to create dashboards.
Requirement 3	Automatically send a Microsoft Teams message to a customer service agent and an email to the customer when a repair team member completes a repair.





Statement	Yes	No
You can export data from a visualization in a Power BI report.	<input checked="" type="radio"/>	<input type="radio"/>
You can show the data behind a visual report on your screen without exporting the data.	<input type="radio"/>	<input checked="" type="radio"/>
You must export data to view supporting data for a KPI.	<input checked="" type="radio"/>	<input type="radio"/>

Reference:

<https://docs.microsoft.com/en-us/power-bi/visuals/power-bi-visualization-export-data>

<https://docs.microsoft.com/en-us/power-bi/visuals/power-bi-visualization-kpi>

**NEW QUESTION: 109**

Which of the following is a feature of Power Platform?

- A. Power Platform
- B. Power Platform
- C. Power Platform
- D. Power Virtual Agents
- E. Power Platform

Answer: D ([LEAVE A REPLY](#))

**NEW QUESTION: 110**

Which of the following is a feature of Power Automate?

Power Automate is a cloud-based service that allows you to create and manage workflows that connect different applications and services.

\* Power Automate is a cloud-based service that allows you to create and manage workflows that connect different applications and services.

\* Power Automate is a cloud-based service that allows you to create and manage workflows that connect different applications and services.

- A. Power Automate
- B. Power Automate
- C. Power Automate
- D. Power Automate
- E. Power Automate

Answer: ([SHOW ANSWER](#))

**NEW QUESTION: 111**

Power Automate is a cloud-based service that allows you to create and manage workflows that connect different applications and services.

Power Automate is a cloud-based service that allows you to create and manage workflows that connect different applications and services.

□□: □ □□□ □□□ 1□□ □□□ □□□□.

Statements	Yes	No
The addition of an expense report to a Microsoft OneDrive folder can initiate an approval flow.	<input type="radio"/>	<input type="radio"/>
Approvals must follow a sequential order of approval.	<input type="radio"/>	<input type="radio"/>

Answer:

Statements	Yes	No
The addition of an expense report to a Microsoft OneDrive folder can initiate an approval flow.	<input checked="" type="radio"/>	<input type="radio"/>
Approvals must follow a sequential order of approval.	<input type="radio"/>	<input checked="" type="radio"/>

Reference:

<https://docs.microsoft.com/en-us/power-automate/modern-approvals>

<https://docs.microsoft.com/en-us/power-automate/create-approval-response-options>

### NEW QUESTION: 112

□□ □□□□□ Common Data Service □ □□□□ □□ □□ □□ □□□□.

□□□□ □□□ □□ □□□ □□□ □ □□ □□□ □□ □□□□□. □□□ □□□□□ □□ □□ □□□□□ □□□ □ □□ □□□ □□□□ □□□□ □□□□ □□ □□ □□ □□□ □□□□ □□□□ □□□□.

□□□ □□□ □□□ □□□ □□□□ □□□□.

10□□ □□ □□□ □ □□□ □□□ □ □□ □□ □□.

□□□ □□□□ Common Data Service □ □□□□ □□□.


□□□□ □□□□ □□ □□□ □□□□ □□□? □□□□□ □□□ □□ □□□ □□□ □□ □□ □□□□□□□□. □ □□ □□□ □ □, □ □ □□ □□ □□ □□□□ □□ □ □□□□□.

□□□□ □□ □□ □ □□□ □□ □□□ □□□ □□□□□ □ □ □□□□.

□□: □ □□□ □□□ 1□□ □□□ □□□□.

Options	Requirement	Option
Entity	Store additional doctor profile data.	<input type="text" value="Option"/>
Field	Store information about the doctor's specialty.	<input type="text" value="Option"/>
Option set	Select an insurance company.	<input type="text" value="Option"/>
Record		

Answer:



**NEW QUESTION: 113**

5000 users per Power Platform app. How many Microsoft Dataverse databases must the team create?

One per user  
One per tenant  
One per environment  
One per Power Platform app

Responses



Answer Area

Question	Response
How many trial instances must the team create?	<input type="text" value="Response"/>
How many Microsoft Dataverse databases must the team create?	<input type="text" value="Response"/>

**Answer:**

Responses



Answer Area


Question	Response
How many trial instances must the team create?	<input type="text" value="One per Power Platform app"/>
How many Microsoft Dataverse databases must the team create?	<input type="text" value="One per environment"/>

**NEW QUESTION: 114**

1000 users per Power Virtual Agents bot. How many Microsoft Dynamics 365 bots must the team create?

One per user  
One per tenant  
One per environment  
One per Power Platform app

1-4  
5-10  
10  
100

Requirement	Action
 <p>Allow users to initiate the chatbot by typing the phrase <b>Help me Meeting Guru</b>.</p>	<ul style="list-style-type: none"> <li>Call a fallback topic.</li> <li>Call an action.</li> <li>Create a question node.</li> <li>Create a trigger phrase.</li> </ul>
<p>Provide meeting room capacity options of 1-4 people and 5-10 people.</p>	<ul style="list-style-type: none"> <li>Call an action.</li> <li>Call a fallback topic.</li> <li>Create a condition.</li> <li>Create a question node.</li> </ul>
<p>End the chatbot session when the user attempts to schedule meeting room for more than 10 people.</p>	<ul style="list-style-type: none"> <li>Add a condition.</li> <li>Call an action.</li> <li>Configure a fallback topic.</li> <li>Create a trigger phrase.</li> </ul>

Answer:

Requirement	Action
<p>Allow users to initiate the chatbot by typing the phrase <b>Help me Meeting Guru</b>.</p>	<ul style="list-style-type: none"> <li>Call a fallback topic.</li> <li>Call an action.</li> <li>Create a question node.</li> <li style="border: 2px solid red;">Create a trigger phrase.</li> </ul>
<p>Provide meeting room capacity options of 1-4 people and 5-10 people.</p>	<ul style="list-style-type: none"> <li>Call an action.</li> <li>Call a fallback topic.</li> <li>Create a condition.</li> <li style="border: 2px solid red;">Create a question node.</li> </ul>
<p>End the chatbot session when the user attempts to schedule meeting room for more than 10 people.</p>	<ul style="list-style-type: none"> <li>Add a condition.</li> <li>Call an action.</li> <li style="border: 2px solid red;">Configure a fallback topic.</li> <li>Create a trigger phrase.</li> </ul>

Reference:

<https://docs.microsoft.com/en-us/power-virtual-agents/authoring-create-edit-topics>

**NEW QUESTION: 115**

□□: □□ □ □□□ □□ □□□ □□□ □□ □□□□□□. □□□ □□□ □□□□ □□□□□□.  
□□: □ □□□ □□□ 1□□ □□□ □□□□□.

**Yes** **No**

You can customize buttons and menu items in canvas apps but cannot reorder the screens.

You can add sections to your canvas app forms at any time. Screens can only be added when the canvas app is created.

You can edit buttons in a Power Apps app only by using a third-party application.



Answer:

	<b>Yes</b>	<b>No</b>
You can customize buttons and menu items in canvas apps but cannot reorder the screens.	<input type="radio"/>	<input checked="" type="radio"/>
You can add sections to your canvas app forms at any time. Screens can only be added when the canvas app is created.	<input type="radio"/>	<input checked="" type="radio"/>
You can edit buttons in a Power Apps app only by using a third-party application.	<input type="radio"/>	<input checked="" type="radio"/>

Reference:

<https://docs.microsoft.com/en-us/powerapps/maker/canvas-apps/add-screen-context-variables>

<https://docs.microsoft.com/en-us/powerapps/maker/canvas-apps/controls/control-button>

**PL-900-KR** □□ □□□ □□□□□ □□ DumpTop □□ □□□□ □□□ PL-900-KR □□!  
DumpTop □ □□ **PL-900-KR** □□ □□□ □□□□□□□, DumpTop PL-900-KR □□ □□□  
□□□□□□□□ □□□ □□□□□□□□. □□□□ □□□ □□□□ □□ DumpTop PL-900-  
KR □□□ □□□□□. <https://www.dumptop.com/Microsoft/PL-900-KR-dump.html> (375 Q&As  
Dumps, **30%OFF** Special Discount: **KrDump**)