

Microsoft.MS-700-KR.v2024-02-28.q122

□□□□:	MS-700-KR
□□□□:	Managing Microsoft Teams (MS-700 Korean Version)
□□□:	Microsoft
□□ □□ □□□:	122
□□:	v2024-02-28
# □□ □:	738
# □□ □□□:	1220
https://www.krdump.com/Microsoft.MS-700-KR.v2024-02-28.q122.html	

NEW QUESTION: 1

□□: □ □□□ □□□ □□□□□ □□□□ □□□ □□ □ □□□□□. □□□□ □ □□□□ □ □□ □□□ □□□ □ □□ □□□ □□□□ □□□□ □□□□. □□ □□ □□□□ □□ □□□ □□□ □□□□ □□ □ □□□ □□ □ □□□ □□ □ □□□ □□ □ □□□□ □□ □ □□□□.

□ □□□ □□□ □□ □□□ □□ □□□□.

□□□ □□□□ □□□□ □□ □□□□ Microsoft Teams□□ □□□ □ □□□ □□□ □□□ □□□□□.

□□□ □□□ □□ □□ □□□ □□ □□□ □□ □□□ □□□□□.

□□ □□□□ □□□ □□□□ Microsoft Teams□ □□□□ □□ □□□ □□□ □ □□□ □□ □.

□□□ □□□□ □□ □□□□ □□□ □ □□□ □□ □□□.

□□ □□ □□ □□□ □□□□ □□□□ □□□□ □□□.

□□□: PowerShell□□ New-CSEExternalAccessPolicy □ Set-CSEExternalAccessPolicy cmdlet□ □□□□□.

□□□ □□□ □□□□□?

A. □□□

B. □

Answer: A ([LEAVE A REPLY](#))

NEW QUESTION: 2

□□□ Microsoft Office 365 □□□ □□□□.

□□ □□□□ @adatum.com□□□□ □□□ □□□□□ □□□□□.

□□□ □□□ □□□□ □□□ □□□ □□□ □□□ □□□□. (□□□ □□□ □□ □□□□ □.)

- Dashboard
- Teams
- Devices
- Locations
- Users
- Meetings
- Messaging policies
- Teams app
- Voice
- Analytics & reports
- Assignments
- Org-wide settings
 - External access
 - Guest access**
 - Teams settings
 - Teams upgrade
 - Network planner
- Legacy portal
- Call quality dashboard
- Firstline Worker configur...

Guest access

Guest access in Teams lets people outside your organization access teams and channels. You can use the settings below to control which features guest users can or can't use. [Learn more](#)

Allow guest access in Teams On

Calling

Manage calling specific controls for guest users.

Make private calls On

Meeting

Turn on or turn off settings for guests in meetings.

Allow IP video On

Screen sharing mode Disabled

Allow Meet Now On

Messaging

Turn on or turn off settings for guests in chats or channel conversations.

Edit sent messages On

Delete sent messages On

Chat On

Use Giphys in conversations Off

Giphy content rating Strict

Use Memes in conversations On

Use Stickers in conversations Off

Allow immersive reader for viewing messages On

Save

Discard

□□ □□ □□□□ □□□ □□ □□ □□□ □□□□. (□□ □□ □□ □□□□□.)

Content sharing Microsoft

Content sharing settings let you control the different types of content that can be used during Teams meetings that are held in your organization. [Learn more](#)

Screen sharing mode	Entire screen
Allow a participant to give or request control	<input checked="" type="checkbox"/> On
Allow an external participant to give or request control	<input type="checkbox"/> Off
Allow PowerPoint sharing	<input checked="" type="checkbox"/> On
Allow whiteboard	<input checked="" type="checkbox"/> On
Allow shared notes	<input checked="" type="checkbox"/> On

□□ □ □□□ □□ □□□ □□□ □□ □□□□□□. □□□ □□□ □□□□ □□□□□. □□: □ □□□ □□□ 1□□ □□□ □□□□.

Statements	Yes	No
Users at your company can share their screen with guest users during meetings.	<input type="radio"/>	<input type="radio"/>
Users at your company can add users from a company that uses an email domain of fabrikam.com to teams.	<input type="radio"/>	<input type="radio"/>
Users at your company can add users from a company that uses an email domain of contoso.com to teams.	<input type="radio"/>	<input type="radio"/>

Answer:

Microsoft Statements	Yes	No
Users at your company can share their screen with guest users during meetings.	<input type="radio"/>	<input checked="" type="radio"/>
Users at your company can add users from a company that uses an email domain of fabrikam.com to teams.	<input type="radio"/>	<input checked="" type="radio"/>
Users at your company can add users from a company that uses an email domain of contoso.com to teams.	<input checked="" type="radio"/>	<input type="radio"/>

Reference:

<https://docs.microsoft.com/en-us/azure/active-directory/b2b/allow-deny-list>

NEW QUESTION: 3

□ □□ □□□ □□ □□ □□□ □□.

□□ □□ □□?

- A. □ □□□ □□ □□ □□□□.
- B. □□□ □□ □□ □□ □□□□.
- C. HR □□ □ □□□ □□ □□□□.
- D. □ □□□ HR □□ □□□□.

Answer: A ([LEAVE A REPLY](#))

NEW QUESTION: 4

Azure AD(Azure Active Directory) □□□□ □□□ Microsoft 365 E5 □□□ □□□□. □□□□ □ □□ □□ □□ □□ □□□□ □□□□.

Name	Type
Group1	Distribution
Group2	Security
Group3	Microsoft 365
Group4	Mail-enabled security

Microsoft Teams □□□□□□ □□□□ □ □□ □□□□ □□□.

- A. □□4
- B. □□ 1
- C. □□ 2
- D. □□3

Answer: ([SHOW ANSWER](#))

Reference:

<https://support.microsoft.com/en-us/office/create-a-team-from-an-existing-group-24ec428e-40d7-4a1a-ab87-29be7d145865>

NEW QUESTION: 7

Microsoft 365 Admin Center. App permission policies \ Global

Global Org-wide app settings

Description

Microsoft apps
Choose which Teams apps published by Microsoft or its partners can be installed by your users

Allow all apps

Third-party apps
Choose which Teams apps published by a third-party that can be installed by your users.

Allow specific apps and block all others

+ Add apps x Remove 1 Item

Allowed apps	App ID	Distributor
Who	fc6b6d20-89ed-45fb-9e62-e4b4ca8fb3f	Microsoft Corp.

Tenant apps
Choose which Tenant apps can be installed by your users.

Allow all apps

Microsoft Teams Admin Center. App permission policies \ Global. Who Microsoft Teams Admin Center. App permission policies \ Global.

- A. Microsoft Teams Admin Center
- B. Microsoft Teams Admin Center
- C. Microsoft Teams Admin Center
- D. Microsoft Teams Admin Center

Answer: C (LEAVE A REPLY)

Reference:

<https://docs.microsoft.com/en-us/microsoftteams/teams-app-permission-policies>

"Users report that they can view the list of available third-party apps from the Microsoft Teams client" Key word, they can "view" them

NEW QUESTION: 8

Teams Microsoft 365 E5 Admin Center.

- C. Get-AzureADMSDeletedGroup □ Restore-ADObject
- D. Get-AzureADGroup □ Restore-AzureADMSDeletedDirectoryObject
- E. Get-Team □ Restore-AzureADMSDeletedDirectoryObject

Answer: C (LEAVE A REPLY)

Reference:

D18912E1457D5D1DDCBD40AB3BF70D5D

<http://www.mytechnetblog.com/2020/01/recover-deleted-teams.html>

NEW QUESTION: 11

□□□ Microsoft 365 □□□□ □□□□.

□□□ □□□□ Microsoft Teams□□ □□ □□ Microsoft OneNote□ □□□□ □ □□□ □□□□

□□. □□□ □□□□ □□, □□ □ □□□ □□□□ □ □□□□.

□□□ □□□□ Microsoft Teams□□ □□ □ OneNote□ □□□□ □ □□□ □□□□ □□□.

□□□ □□ □□ □□□ □□□□ □□□□?

- A. □□□□□□□ □□□□□ □□□□
- B. □□□□□□□ □□.
- C. □□□□□ Microsoft OneDrive
- D. □□□□□□□ □□

Answer: A (LEAVE A REPLY)

NEW QUESTION: 12

contoso.com□□□ Microsoft Office 365 □□□□ □□□□.


□□ □□ □□□ Microsoft Teams □□ □□□□ □□□.

□ □□□ □□□ □□□□ □□□□? □□□□□ □□□ □ □□□ □□□ □□□ □□□□□□□. □

□ □□□ □ □ □□□□□ □ □ □□ □□□□□ □□ □□□□ □□ □ □□□□. □□□□ □□

□ □ □□□ □□ □□□ □□□ □□□□□ □ □□ □□□□.

□□: □□□ □□□ □□ 1□□ □□□ □□□□.

Team Types	Answer Area
 <div style="border: 1px solid black; padding: 2px; margin-bottom: 2px;">Org-wide</div> <div style="border: 1px solid black; padding: 2px; margin-bottom: 2px;">Private</div> <div style="border: 1px solid black; padding: 2px;">Public</div>	Sales: <div style="border: 1px solid black; padding: 2px; display: inline-block;">Team type</div> General: <div style="border: 1px solid black; padding: 2px; display: inline-block;">Team type</div> Project: <div style="border: 1px solid black; padding: 2px; display: inline-block;">Team type</div>

Answer:

□□ □□ □□ □□□ □□□□ □□□□ □□□□ □□□.

□□□: PowerShell□□ New-AzureADPolicy □ Set-AzureADPolicy cmdlet□ □□□□□.

□□□ □□□ □□□□□?

A. □

B. □□□

Answer: B (LEAVE A REPLY)

<https://www.petri.com/azure-active-directory-external-collaboration-policy>

NEW QUESTION: 15

□□ 12

□ □ □□□ □□□□ □□□ Teams □□ □□□ □□□ □ □□ TeamsAdmin□□□ Microsoft 365 □□□ □□□□ □□□.

Answer:

See the solution in the explanation below

Explanation:

To create a Microsoft 365 group named TeamsAdmin that can manage Teams Phone configurations without being able to manage teams and channels, you need to use PowerShell to create the group and assign the Teams Communications Administrator role to it. Here are the steps to follow:

Install the Azure Active Directory PowerShell for Graph module by running the following cmdlet:

```
Install-Module -Name AzureAD
```

Connect to Azure Active Directory by running the following cmdlet and entering your Microsoft 365 username and password:

Connect-AzureADCreate a new Microsoft 365 group named TeamsAdmin by running the following cmdlet:

```
New-AzureADMSGroup -DisplayName "TeamsAdmin" -Description "Group for managing Teams Phone configurations" -MailEnabled $false -MailNickName "TeamsAdmin" -SecurityEnabled $true -GroupTypes "Unified"
```

Get the object ID of the new group by running the following cmdlet:

```
Get-AzureADMSGroup -Filter "DisplayName eq 'TeamsAdmin'"
```

Copy the object ID from the output and assign it to a variable, such as \$groupID, by running the following cmdlet:

```
$groupID = "your-object-id"
```

```
Install-Module -Name MicrosoftTeams
```

Connect to Microsoft Teams by running the following cmdlet and entering your Microsoft 365 username and password:

```
Connect-MicrosoftTeams
```

Get the role ID of the Teams Communications Administrator role by running the following cmdlet:

```
Get-CsOnlineRole -Identity "Teams Communications Administrator"
```

Copy the role ID from the output and assign it to a variable, such as \$roleID, by running the following cmdlet:

NEW QUESTION: 20

□□ □□ □□□ □□□□□ □□ □□ □□□□ □□□ □□□ □□□□ □□□.
□ □□□□ □□ □□□ □□ □□□?

A. Microsoft Teams □□ □□□□ Microsoft Teams □□□□□ □□□ Teams □□ □□ □ □□
□□ □□□ □□□□ □□□□□ Skype□ □□□□□.

B. PowerShell□□ Grant-CsTeamsUpgradePolicy -PolicyName SfBWithTeamsCollab cmdlet□
□□□□□.

C. PowerShell□□ Grant-CsTeamsUpgradePolicy -PolicyName Islands cmdlet□ □□□□□.

D. Microsoft Teams □□ □□□□ Microsoft Teams □□□□□ □□□ □□□□□ Skype □□
□□□ □□□□□.

Answer: A (LEAVE A REPLY)

Reference:

<https://docs.microsoft.com/en-us/microsoftteams/teams-and-skypeforbusiness-coexistence-andinteroperability>

NEW QUESTION: 21

Teams□ □□□□ Microsoft 365 □□□ □□□□.

Teams Rooms □□□ Surface Hub□ □□□ □□□□ □□□□.

Teams Rooms □□□ □□ □□ □□ □□□ □□□□.

```
<SkypeSettings>
  <CoordinatedMeetings enabled="true">
    <Settings>
      <Audio default="true" enabled="true"/>
      <Video default="true" enabled="true"/>
      <Whiteboard default="false" enabled="false"/>
    </Settings>
    <TrustedAccounts>account1@contoso.com</TrustedAccounts>
  </CoordinatedMeetings>
</SkypeSettings>
```

You have the following configuration file for the Surface Hub:

```
<SurfaceHubSettings>
  <BluetoothAdvertisementEnabled>true</BluetoothAdvertisementEnabled>
  <AutoAcceptProximateMeetingInvitations>true</AutoAcceptProximateMeetingInvitations>
  <CoordinatedMeetings enabled="true">
    <TrustedAccounts>account2@contoso.com</TrustedAccounts>
    <Settings>
      <Audio default="false" enabled="false" />
      <Video default="false" enabled="true" />
    </Settings>
  </CoordinatedMeetings>
</SurfaceHubSettings>
```



□□ □ □□ □□ □□ □□ □□ □□□□. □□□ □□□ □□□□ □□□□□□. □□: □ □
 □□ □□□ 1□□ □□□ □□□□.

Answer Area

Statements	Yes	No
Audio and video are enabled automatically on the Teams Rooms device when a meeting starts.	<input type="radio"/>	<input type="radio"/>
Participants can enable or disable audio on the Teams Rooms device.	<input type="radio"/>	<input type="radio"/>
The Surface Hub displays a shared whiteboard.	<input type="radio"/>	<input type="radio"/>

Answer:
Answer Area

Statements	Yes	No
Audio and video are enabled automatically on the Teams Rooms device when a meeting starts.	<input checked="" type="checkbox"/>	<input type="checkbox"/>
Participants can enable or disable audio on the Teams Rooms device.	<input checked="" type="checkbox"/>	<input type="checkbox"/>
The Surface Hub displays a shared whiteboard.	<input type="checkbox"/>	<input checked="" type="checkbox"/>

NEW QUESTION: 22

□□□ Microsoft Teams □ □□□□□.
 □□ □□□□□ Microsoft 365 E3 □□□□□ □□□□□.
 □□□ □□□□ □□□ □□□□□ □□□□ □□□.
 □□ □□□ □□□ □□□□ □□
 □□□ □□ □□□ □□ □□ □□
 □ □□ □□□ □□ □□ □□□ □□□□□ □□□□ □□□? □□□□□ □□□□ □□□ □□
 □ □□□□□□.

The ability to add a logo to the meeting lobby:

- Advanced Communications
- Audio Conferencing
- Communications Credits
- Microsoft Teams Rooms

Automatic protection against malicious links posted in chats:

- Microsoft Defender for Office 365
- Advanced Communications
- Compliance
- Insider Risk Management
- Microsoft Defender for Office 365

Answer:



NEW QUESTION: 23

- Teams □□ □□□ □□□□□.
- □□□ □□□□ Teams □□□ □□ □□□ □□ □□ □□□□□□ □□□ □□□□□□
- □□□.
- □□□□ □□□□?
- A. □□ □□□ □□
- B. □□ □□ □□
- C. □□ □□
- D. □□□ ID □□

Answer: B (LEAVE A REPLY)

you should configure an emergency calling policy to define what happens when a Teams user in your organization makes an emergency call. You can set who to notify and how they are notified when a user who is assigned the policy calls emergency services. For example, you can configure policy settings to automatically notify your organization's main receptionist and have them listen in emergency calls.

To create a custom emergency calling policy, you can follow these steps1:

In the left navigation of the Microsoft Teams admin center, go to Voice > Emergency policies, and then click the Calling policies tab.

Click Add.

Enter a name and description for the policy.

Set how you want to notify people in your organization, typically the main receptionist, when an emergency call is made. To do this, under Notification mode, select one of the following:

Send notification only: A Teams chat message is sent to the users and groups that you specify.

Conferenced in but are muted: A Teams chat message is sent to the users and groups that you specify and they can listen (but not participate) in the conversation between the caller and the PSAP operator.

Conferenced in and are unmuted: A Teams chat message is sent to the users and groups that you specify and they can unmute to listen and participate in the conversation between the caller and the PSAP operator.

Set the Emergency service disclaimer to show a banner to remind your end users to confirm their emergency location.

NEW QUESTION: 24

□□□ □□□ Microsoft Teams □□□□□□.
□□□ □□ □□□□ □□□□ □□ □□ □□ □□ □□ □□ □□□□ □□□□.
□ □□ □□□ □ 365□□ □□□ □□□□□ □□□.
□□ □□□□ □□ □ □□□□ □□□□ □□□.
□□□□ □□□ □ □□□□ 30□ □□ □□□ □ □□□ □□□.
□□□ □□ □□□?

- A. Microsoft 365 □□ □□ □□□□ □□ □□□ □□□□.
- B. Azure Active Directory □□ □□□□ Microsoft 365 □□ □□□ □□□□□.
- C. Microsoft 365 □□ □□□□ Office 365 □□ □□□ □□□□□.
- D. Microsoft Teams □□ □□□□ □□ □□□ □□□□□.

Answer: B (LEAVE A REPLY)

Reference:

<https://docs.microsoft.com/en-us/microsoftteams/team-expiration-renewal>

NEW QUESTION: 25

□□□ □□□ Teams□ □□□□□.
User1□□□ □□□□ □□□ □□□□□ Teams□ □□□ □ □□□□□.
□□□ □□□ □□□□□ □□□ □□□□ □□ □□□□□?

- A. □ □□
- B. Microsoft Teams □□□□ □□ □□
- C. □□□□
- D. Microsoft 365 □□□□ □□ □□□ □□

Answer: C (LEAVE A REPLY)

NEW QUESTION: 26

Microsoft Teams□ □□□□ Microsoft 365 □□□ □□□□.
□□ □□ □□□ □□□□ □□□□ Project1□□□ □□ □□□□□.

Name	Role
User1	Owner
User2	Member

- □□□ □□□ Microsoft 365 □□ □□ □□□ □□□□.
 - * □□ □□(□): 180
 - * □□□□ □□ □□□ □□□ □□□: Ad mini
 - * □□ Microsoft 365 □□□ □□ □□ □□: Project1
- Project1□ □□ □□□□ 2022□ 5□ 31□□□□□.

Project1 is a Microsoft Teams team, and you are the team owner. You want to configure the team's notification settings. Which notification settings should you configure?

Answer Area



Notified users:

- User1 only
- Admin1 only
- User1 and User2 only
- User1 and Admin1 only
- User1, User2, and Admin1

First renewal notification:

- May 1, 2022
- May 16, 2022
- March 31, 2022

Answer:

Answer Area

Notified users:

- User1 only**
- Admin1 only
- User1 and User2 only
- User1 and Admin1 only
- User1, User2, and Admin1

First renewal notification:

- May 1, 2022**
- May 16, 2022
- March 31, 2022

NEW QUESTION: 27

Microsoft Teams is installed on a Windows 10 computer. You are the administrator of a Microsoft 365 E5 tenant. You want to configure the Teams app in the tenant. Which actions should you perform?

Name	Type
Group1	Microsoft 365 group
Group2	Microsoft 365 group
App1	Custom Teams app
App2	Custom Teams app

Which actions should you perform?

* App1 is a custom Teams app that is installed on the computer.

* App2 is a custom Teams app that is installed on the computer.

Microsoft Teams is installed on a Windows 10 computer. Which actions should you perform?

A. Add the Microsoft 365 group to the Teams app.

B. Add the Microsoft 365 group to the Teams app.

- C. .
- D. .

Answer: ([SHOW ANSWER](#))

NEW QUESTION: 28

Q: An organization has a Microsoft 365 tenant. The organization wants to use Microsoft Teams to collaborate with external users. The organization wants to ensure that external users can only view content in the Teams channel. Which configuration should the administrator use to meet this requirement?

A. Microsoft 365 External Access Settings

B. Microsoft Teams Channel Policy

C. Microsoft Teams External Access Settings

D. Microsoft Teams Channel Access Settings

A.

B.

Answer: ([SHOW ANSWER](#))

NEW QUESTION: 29

Q: An organization has a Microsoft 365 tenant. The organization wants to use Microsoft Teams to collaborate with external users. The organization wants to ensure that external users can only view content in the Teams channel. Which configuration should the administrator use to meet this requirement?

A. Microsoft 365 External Access Settings

B. Microsoft Teams Channel Policy

C. Microsoft Teams External Access Settings

D. Microsoft Teams Channel Access Settings

Answer:

See the solution in the explanation below:

Explanation

To enable shared channel collaboration with microsoft.com, you need to use the Teams admin center to configure the channel policy and the cross-tenant access settings. Here are the steps to follow:

Sign in to the Teams admin center with your Microsoft 365 username and password.

In the left navigation, go to Teams > Teams update policies.

Select an existing policy or create a new one by clicking Add.

In the Update policy pane, under Shared channels, turn on the toggles for Allow shared channel creation and Allow external shared channel participation. This will allow users to create shared channels and participate in shared channels created by microsoft.com.

Click Save and then Close.

In the left navigation, go to Org-wide settings > External access.

Under Cross-tenant access settings, click Manage settings.

In the Cross-tenant access settings pane, under Shared channels, select Allow specific domains and then enter microsoft.com in the box below. This will allow users to invite Microsoft contacts to shared channels created by your company.

Click Save.

Note: You also need to make sure that microsoft.com has configured their cross-tenant access settings to allow shared channel collaboration with your domain. See Collaborate with external participants in a channel² for more details.

NEW QUESTION: 30

Microsoft Teams □□□□ □□ □□ □□□ □□□□□ □□□ □□□□ □□□.

Microsoft Teams □□ □□□□ □□□ □□ □□□?

- A. □□ □□□ □□
- B. □ □□ □□
- C. □□ □□ □□□
- D. □□ □□ □□

Answer: A (LEAVE A REPLY)

Reference:

<https://docs.microsoft.com/en-us/microsoftteams/devices/device-management>

NEW QUESTION: 31

User1□□□ Active Directory □□□□ □□□□.

User1□ □□ □□□□ □ □ □□□ □□□□ □□□.

Microsoft Teams □□□ □□ □□□

Microsoft Teams □□ □□ □□□

□□□□ User1□ Microsoft 365 □□□□ □□□□ □□□ □□□□ □□□.

User1□□ □□ □□□ □□□□ □□□?

- A. □ □□□ □□□
- B. □□□ □□
- C. Teams □□□□□□ □□ □□□
- D. □□□ □□ □□

Answer: B (LEAVE A REPLY)

Reference:

<https://docs.microsoft.com/en-us/microsoftteams/teams-activity-reports>

MS-700-KR □□ □□□ □□□□□ □□ DumpTop □□ □□□□ □□□ MS-700-KR □□!
DumpTop □ □□ **MS-700-KR** □□ □□□ □□□□□□, DumpTop MS-700-KR □□ □□□
□□□□□□□□ □□□ □□□□□□□□. □□□□ □□□ □□□□ □□ DumpTop MS-700-

NEW QUESTION: 32

Microsoft 365 000 00000.

Team1000 00 00 00 0000. User1 0 User200 0000 Team10 000000.
00 00 000 00000 Team10 00000 000.

User10 User20 00 0000 0 0000 00 0 000 00000.
00 00 0 0000 00 @000 00000.

Microsoft Teams 00000000 00000 00 0 00 000 000000? 0 000 00000
000 000000.

00: 0 000 000 100 000 00000.

A. Team1 00000 000000 00000 000 0 00 00 000 00 000000.

B. Team10 00 00 00000 00 00 00 000 000 000 0 00000 000000.
00000 00 00000 00 00000 00 00(0000 00 00)

C. Team10 00 00 00000. 00000 00000 0000 0 00000 00 00 00 000
000000.

D. Team1 00000 00 00000 000 000000000.

E. Team1 00000 000 00 000 @team 00 @[0 00]0 000 000000.

Answer: C,E (LEAVE A REPLY)

Reference:

<https://docs.microsoft.com/en-us/microsoftteams/create-an-org-wide-team>


NEW QUESTION: 33

00000 Microsoft Teams0 00000 AA10000 00 00 000 00000.

User1000 00000 000000 613-555-12340000.

AA10 000000 00000 0000.

Microsoft Teams 00 00000 00000 00000 00 0 00 000 000000? 000000
00 00000 00 000 00 00000 00000 000 000 000000.



Answer:

Values

- Get-AzureADDirectorySetting
- Get-AzureADDirectorySettingTemplate
- Get-AzureADGroup
- Get-AzureADMSGroup
- Set-AzureADGroup
- Set-AzureADMSGroup

Answer Area

```

$GroupName = "<GroupName>"

Connect-AzureAD

$Template = [Get-AzureADDirectorySettingTemplate] | ? { $_.displayname -eq "group.unified.guest" }
$SettingsCopy = $Template.CreateDirectorySetting()
$SettingsCopy["AllowToAddGuests"] = $False
$GroupID = ([Get-AzureADDirectorySetting] -SearchString $GroupName).ObjectId
New-AzureADObjectSetting -TargetType Groups -TargetObjectId $GroupID -DirectorySetting $SettingsCopy

```

Answer:

Values

- Get-AzureADDirectorySetting
- Get-AzureADDirectorySettingTemplate
- Get-AzureADGroup
- Get-AzureADMSGroup
- Set-AzureADGroup
- Set-AzureADMSGroup

Answer Area

```

$GroupName = "<GroupName>"

Connect-AzureAD

$Template = [Get-AzureADDirectorySettingTemplate] | ? { $_.displayname -eq "group.unified.guest" }
$SettingsCopy = $Template.CreateDirectorySetting()
$SettingsCopy["AllowToAddGuests"] = $False
$GroupID = ([Get-AzureADDirectorySetting] -SearchString $GroupName).ObjectId
New-AzureADObjectSetting -TargetType Groups -TargetObjectId $GroupID -DirectorySetting $SettingsCopy

```

NEW QUESTION: 36

User1 is a member of the Microsoft Office 365 group.

User1 is also a member of the Microsoft Teams group. User1 is not a member of the Microsoft Teams group.

User1 is a member of the Microsoft Teams group.

- A. Teams group
- B. Microsoft Teams group
- C. Microsoft Office 365 group
- D. Microsoft Office 365 group

Answer: B (LEAVE A REPLY)

Reference:

<https://docs.microsoft.com/en-us/microsoftteams/get-started-with-teams-monitor-usage-and-feedback>

NEW QUESTION: 37

3

US Sales is a team in the Sales department. US Sales is not a team in the Sales department.

Answer:

See the solution in the explanation below

Explanation:

To ensure that a team named US Sales automatically contains all the users that have the department attribute set to Sales, you need to create a dynamic team based on Azure AD group dynamic membership rules. Here are the steps to follow:

Create a new team in Microsoft Teams as you would to create a normal team. Name it US Sales. If the team already exists, you can skip this step.

Sign in to the Azure portal with your admin credentials.

Go to Azure Active Directory > Groups. Find the group that corresponds to the US Sales team and select it.

On the group details page, select Properties on the left menu and change the membership type to Dynamic user. Click Save.

On the same page, select Dynamic membership rules on the left menu and add an expression that dynamically retrieves the users that have the department attribute set to Sales. In this case, the expression is `user.department -eq "Sales"`. Click Save.

That's it. You have successfully created a dynamic team for US Sales. This means that only users with the department attribute set to Sales will be added or removed from the team automatically. You can also modify the expression to include other criteria, such as location, job title, or manage

NEW QUESTION: 38

□□□ □□□ Teams□ □□□□□.
User 1□ User2□□ □ □□ □□□□ Teams □□□□□ □ □□ Windows□ □□□□□. □□□
□ □□□ □□ □□□ □□□□□.
* User1□ □□□□ □□□ □ Teams □□□□□□ □□□ □□□□ □□ □□□ □□□□□.
* User2□ Teams □□ □□ □□ □□□ □□□ □ □□□ □□□□□ □□□□□.
□□□ □□□□ □□□.
□ □□□□ □□ □□ □□□□□ □ □□□ □□□□ □□□□? □□□□□ □□ □□□ □□□ □
□□□□ □□□□□□. □ □□□ □ □ □□ □□□□□ □□ □□□□ □□ □ □□□□. □□□
□□□ □ □□□ □□ □□□ □□□ □□□□□ □ □□ □□□□.
□□: □□□ □□□ □□ 1□□ □□□ □□□□□.

Logs	Answer Area
<input type="text" value="Debug log"/>	User1: <input type="text"/>
<input type="text" value="Desktop log"/>	User2: <input type="text"/>
<input type="text" value="Media log"/>	
<input type="text" value="WebRTC log"/>	
<input type="text" value="Windows event log"/>	



Answer:

Content Locations

- Exchange email
- OneDrive accounts
- SharePoint sites
- Teams channel messages
- Teams chat

Answer Area

- Requirement1: Content location
- Requirement2: Content location
- Requirement3: Content location



Answer:

Reference:

<https://docs.microsoft.com/en-us/microsoft-365/compliance/retention-policies-teams?view=o365-worldwide>

<https://docs.microsoft.com/en-us/microsoft-365/compliance/retention-policies-sharepoint?view=o365-worldwide>

NEW QUESTION: 41

Microsoft Teams is a cloud-based collaboration tool that is part of the Microsoft 365 suite of products. It allows users to communicate and collaborate in real-time through chat, video meetings, and document sharing. Microsoft Teams is designed to be used on a variety of devices, including desktop computers, tablets, and smartphones. It is a secure and reliable platform for business communication and collaboration.

□□□□ □□ □□□ □□□ □ □□□ □□□□ □□□.

* Teams □□ □ Teams □□□ □□□□□.

* Teams □□ □ Teams □□□ □□□□□.

Answer:

See the solution in the explanation below

Explanation:

To ensure that users can perform the following actions:

Record Teams calls and Teams meeting.

Transcribe Teams calls and Teams meeting.

You need to do the following:

Turn on the recording and transcription settings in the Teams admin center. This will allow users to start and stop recording and transcription during a meeting or call. The recording and transcription will be stored in OneDrive or SharePoint and available in the meeting chat or channel conversation. For more details, see Record a meeting in Microsoft Teams.

Turn on the transcription and captions settings in the Teams admin center. This will enable automatic transcription and captions for meeting recordings. Users can play back the recordings with closed captions and review the transcript in the Recording & Transcripts tab in Teams. For more details, see Configure transcription and captions for Teams meetings.

Turn on the live transcription settings in the Teams admin center. This will allow users to view live transcription during a meeting or call. Users can also download the transcript after the meeting or call. For more details, see View live transcription in Microsoft Teams meetings.

NEW QUESTION: 44

Team1□□□ Microsoft Teams □□ □□□□.

Team1□ □□□ □□□□□□□.

Team1□ □□□□ □□□.

PowerShell □□□□□ □□□ □□□□ □□□? □□□□□ □□ □□□□ □□□ □□□ □□ □□□□.

□□: □ □□□ □□□ 1□□ □□□ □□□□.

```

$Team = Get-AzureADMSDeletedGroup -Filter "Team1"
Restore-ADObject -Id $Team.Id
Restore-AzureADDeletedApplication
Restore-AzureADMSDeletedDirectoryObject

```

Answer:

France: ▼
Calling Plans
Direct Routing

Belgium: ▼
Calling Plans
Direct Routing

United States: ▼
Calling Plans
Direct Routing

Answer:

France: ▼
Calling Plans
Direct Routing

Belgium: Microsoft ▼
Calling Plans
Direct Routing

United States: ▼
Calling Plans
Direct Routing

□□□□□□□□ □□□ □□□□□□□□. □□□□ □□□ □□□□ □□ DumpTop MS-700-KR □□□ □□□□□□. <https://www.dumptop.com/Microsoft/MS-700-KR-dump.html> (408 Q&As Dumps, **30%OFF Special Discount: KrDump**)

NEW QUESTION: 47

□□: □ □□□ □□□ □□□□□ □□□□ □□□ □□ □ □□□□□. □□□□ □ □□□□ □ □□ □□□ □□□ □ □□ □□□ □□□□ □□□□ □□□□. □□ □□ □□□□ □□ □□□ □□□ □□□□ □□ □□□ □□ □□□ □□ □□□ □□ □□ □□□□ □□□ □□□□ □□ □□□□. □ □□□ □□□ □□ □□□ □□ □□□□ □□□ □ □□□□. □□□□□ □□□ □□□ □□ □□□ □□□□ □□□□.

□□ Microsoft SharePoint Online □□□□ □□□ Microsoft 365 □□□ □□□□. Sales□□ SharePoint □□ □ □□□□ □□□ □□□□ Microsoft Teams□□ □□□ □ □□□ □□□□ □□□. □□□□ □ □□□ □□ □□□ □ □□□ □□ □□□ □□ □□□□ □□□□ □ □□ □□□.

□□ □□: □□ □□□□□ □ □□□ □□□ □□□□□.

□□□ □□□ □□□□□?

- A. □
- B. □□□

Answer: B (LEAVE A REPLY)

Reference:
<https://techcommunity.microsoft.com/t5/microsoft-sharepoint-blog/what-is-modern-sharepoint-and-why-should-i-care/ba-p/161941>

NEW QUESTION: 48

□□□ Microsoft 365 □□□ □□□□.

Microsoft Teams □□□□□□□ □□□□ □□□ □□ □□□□□. (□□ □□ □□□□□.)

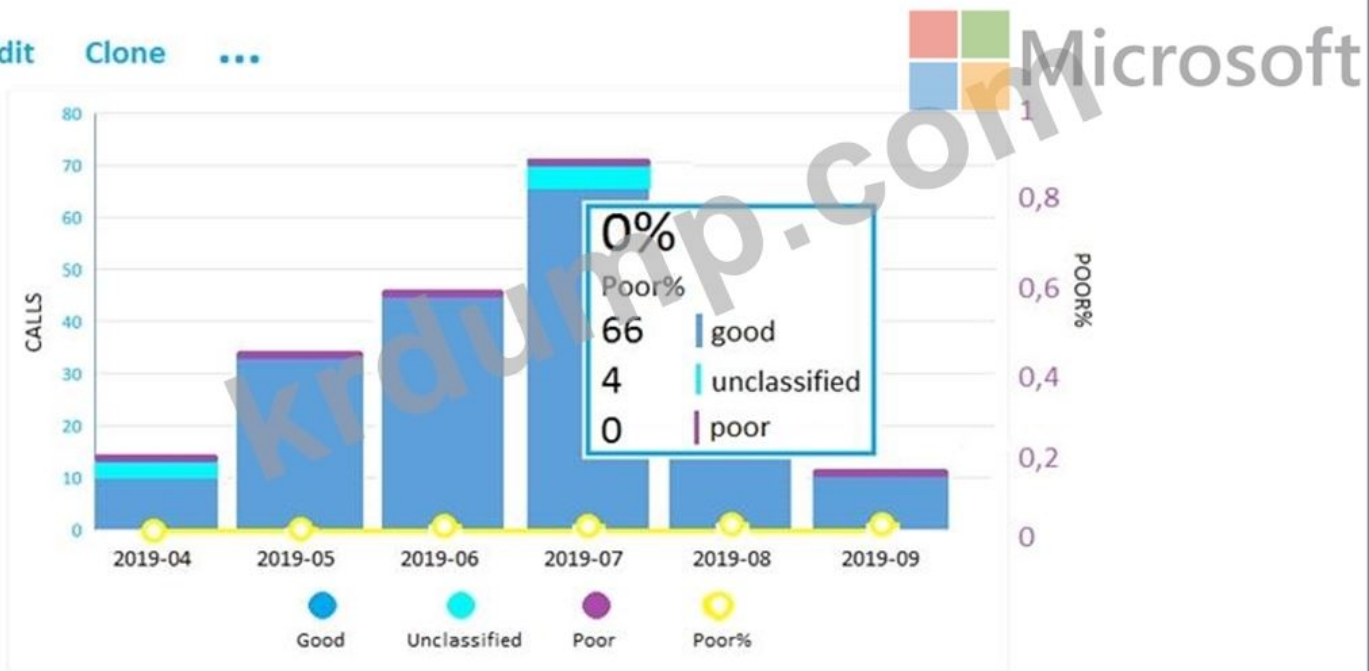
NEW QUESTION: 53

Microsoft

All Audio Streams

This Report shows the monthly audio streams count, and poor ration for the last 7 months. There are no filters applied so the data reflects all the call data that was captured by the Service. Audio calls made over wireless and external networks can cause poor call rates to go up.

Edit Clone ...



Microsoft

During the month of July 2019, [answer choice] calls were established successfully.

- 0
- 4
- 66
- 70

During the month of July 2019, [answer choice] calls included metric data.

- 0
- 4
- 66
- 70

Answer:

□□ □□□ □□□ □□□□□ □□□□ □□ □□□ □□□□□ □□□□□? □□□□□ □□
□□ □□□ □□□ □□□□□□. □□: □ □□□ □□□ 1□□ □□□ □□□□.

Answer Area



Answer:
Answer Area



NEW QUESTION: 56

□□: □ □□□ □□□ □□□□□ □□□□ □□ □□ □ □□□□□. □□□□ □ □□□□ □
□□ □□□ □□□ □ □□ □□□ □□□□ □□□□ □□□□. □□ □□ □□□□ □□ □□□
□□□ □□□□ □□ □ □□□ □□ □□ □□□□ □□□ □□□□ □□ □ □□□□.
□ □□□ □□□ □□ □□□ □□ □□□□ □□□ □ □□□□. □□□□□ □□□ □□□ □□
□□□ □□□□ □□□□.

□□□ Microsoft 365 □□□□ □□□□.

User1□□□ □□□□ Microsoft Teams□□ □□□ □□□ □□□□□ □□□□ □□□□ □□
□□□.

□□ □□: User1□ □□□□□ Microsoft OneDrive □□□□ □□ □□ □□ □□□ □□□□.
□□□ □□□ □□□□□?

- A. □
- B. □□□

Answer: B (LEAVE A REPLY)

Private chats are stored in user mailboxes, not on OneDrive.

NEW QUESTION: 57

Azure AD Connect is used to connect Microsoft 365 to an on-premises Active Directory. Which of the following is a requirement for this integration?

- A. Azure Active Directory must be enabled.
- B. Microsoft Teams must be installed.
- C. Active Directory must be on-premises.
- D. Microsoft Teams must be installed.

Answer: A (LEAVE A REPLY)

NEW QUESTION: 58

Scenario: A company is planning to migrate its on-premises Active Directory to Azure Active Directory. The company has a Microsoft 365 subscription and wants to use Azure AD Connect to sync the on-premises directory with the cloud. The company also wants to use Microsoft Teams for collaboration. Which of the following is a requirement for using Azure AD Connect to sync the on-premises directory with the cloud?

- A. Microsoft Teams must be installed.
- B. Azure Active Directory must be enabled.

Answer: (SHOW ANSWER)

<https://docs.microsoft.com/en-us/azure/active-directory/b2b/delegate-invitations>

NEW QUESTION: 59

Microsoft Teams is used to connect Microsoft 365 to an on-premises Active Directory. Which of the following is a requirement for this integration?

□□: □□□ □□□ □□ 1□□ □□□ □□□□.

Answer Area

Updates that can be applied automatically:

- Firmware only
- Firmware only
- Oem agent app only
- Company portal app only
- Teams app and Teams admin agent

Role required to perform manual updates:

- Teams Administrator
- Teams Administrator
- Teams communication admin
- Teams communication support engineer
- Teams communication support specialist

Answer:

Answer Area

Updates that can be applied automatically:

- Firmware only
- Firmware only
- Oem agent app only
- Company portal app only
- Teams app and Teams admin agent

Role required to perform manual updates:

- Teams Administrator
- Teams Administrator
- Teams communication admin
- Teams communication support engineer
- Teams communication support specialist

NEW QUESTION: 60

□□□ Microsoft 365 □□□ □□□□.

□□ □□ □□□ □□□□ □□ □□□□.

`(user.department -contains "Sales" -or user.department -contains "Marketing") -and (user.userType -Contains "Guest") -and (user.country -eq "us")`

□□ □□□□ □□□ □□□□□?

- A. □□ □□□ USA□ □□□ Global Sales□□ □□□ □□□ □□□□□□.
- B. □□ □□□ USA□ □□□ □□□ □□□□ □□□ □□□ □□□□□□.
- C. □□ □□□ □□□□ □□□ □□□/□□ □□□ □□□ □□□□□□.
- D. □□ □□□ □□□□ □□□ □□ □□□ □□□□ □□□ □□□ □□□□□□.

Answer: D (LEAVE A REPLY)

<https://docs.microsoft.com/en-us/azure/active-directory/users-groups-roles/groups-dynamic-membership>

NEW QUESTION: 61

□□□ □□□□ □□ □□ □□□ □□□□ □□□□.

Name	Department
User1	HR
User2	IT
User3	Production

Teams can be used by all users.

Teams can be used by all users in the organization.

Name	Allow public preview
Global (Org-wide-default)	Follow Office Preview
Policy1	Not enabled
Policy2	Enabled

Teams can be used by all users in the organization.

Teams update policy	Department
Policy1	HR
Policy2	IT

Teams can be used by all users in the organization.

Teams can be used by all users in the organization.

Answer Area

Statements	Yes	No
User1 can switch to the public preview features by using the Teams client.	<input type="radio"/>	<input type="radio"/>
User2 can switch to the public preview features by using the Teams client.	<input type="radio"/>	<input type="radio"/>
User3 can switch to the public preview features by using the Teams client.	<input type="radio"/>	<input type="radio"/>

Answer:

Answer Area

Statements	Yes	No
User1 can switch to the public preview features by using the Teams client.	<input type="radio"/>	<input checked="" type="radio"/>
User2 can switch to the public preview features by using the Teams client.	<input checked="" type="radio"/>	<input type="radio"/>
User3 can switch to the public preview features by using the Teams client.	<input type="radio"/>	<input checked="" type="radio"/>

MS-700-KR is a collection of Microsoft exam questions and answers. DumpTop MS-700-KR! DumpTop MS-700-KR is a collection of Microsoft exam questions, DumpTop MS-700-KR is a collection of Microsoft exam questions and answers. DumpTop MS-700-KR is a collection of Microsoft exam questions and answers.

used for services such as audio conferencing, auto attendants, and call queues. Here are the steps to follow:

Sign in to the Teams admin center with your Microsoft 365 username and password1.

In the left navigation, go to Voice > Phone numbers.

Click Add (+) and then select New service numbers.

In the New service numbers pane, select the country or region as Canada, the number type as Toll or Toll-free, and the location as Manitoba (for 431 area code) or Ontario (for 343 area code).

Enter the quantity of numbers that you need and then click Next.

Review your order details and then click Submit request.

Wait for an email confirmation that your request has been processed. This may take up to 24 hours.

After you receive the confirmation email, go back to the Teams admin center and click Refresh on the Phone numbers page. You should see the new service numbers that you requested.

To assign a service number to your audio conferencing bridge, go to Meetings > Conference bridges and then click Edit next to Default toll or toll-free number.

In the Edit default toll or toll-free number pane, select one of the new service numbers that you acquired from the drop-down menu and then click Apply.

Now, you have acquired and assigned a dedicated Microsoft dial-in bridge number from either 431 or 343 area codes in Canada.

NEW QUESTION: 64

□□□□ □□□ Microsoft Skype□ User1□□□ □□□□ □□□□□ □□□ □□□ Microsoft 365 E5 □□□ □□□□.

Advisor for Teams□ □□□□ □□□□□ Skype □□□□□□ □□ □□□ □□ □□ □□□ □ □□□□ User1□ □□□□□.

User1□□ □□ □□ □□□□□ □□□□ □□□? □□□□□ □□ □□□□ □□□ □□□ □ □□□□□.

□□: □ □□□ □□□ 1□□ □□□ □□□□.

Answer Area



User1

[Reset password](#) [Block sign-in](#) [Delete user](#)



Microsoft Excel Advanced Analytics

Office 365 E5



Microsoft Forms (Plan E5)

Office 365 E5



Microsoft Information Governance

Office 365 E5



Microsoft Kaizala Pro

Office 365 E5



Microsoft MyAnalytics (Full)

Office 365 E5



Microsoft Planner

Office 365 E5



Microsoft Records Management

Office 365 E5

Microsoft Search



Office 365 E5

This app is assigned at the organization level. It can't be assigned per user.



Microsoft StaffHub

Office 365 E5



Microsoft Stream for O365 E5 SKU

Office 365 E5



Microsoft Teams

Office 365 E5

[Save changes](#)



Answer:

Answer Area



User1

[Reset password](#) [Block sign-in](#) [Delete user](#)

Microsoft Excel Advanced Analytics
Office 365 E5

Microsoft Forms (Plan E5)
Office 365 E5

Microsoft Information Governance
Office 365 E5

Microsoft Kaizala Pro
Office 365 E5

Microsoft MyAnalytics (Full)
Office 365 E5

Microsoft Planner
Office 365 E5

Microsoft Records Management
Office 365 E5

Microsoft Search

Office 365 E5

This app is assigned at the organization level. It can't be assigned per user.

Microsoft StaffHub
Office 365 E5

Microsoft Stream for O365 E5 SKU
Office 365 E5

Microsoft Teams
Office 365 E5

[Save changes](#)



Reference:

<https://docs.microsoft.com/en-us/microsoftteams/use-advisor-teams-roll-out>

NEW QUESTION: 65

Microsoft Teams Group1 Project 1 Microsoft 365 .

1 Group1 .

100 Group1 .

Project1 ?

A.

B. Project1

C. 24

Answer: C ([LEAVE A REPLY](#))

NEW QUESTION: 66

Microsoft 365 .

litewareinc.com

Microsoft Teams .

Microsoft Teams ?

A. .

B. .

C. .

D. .

Answer: C ([LEAVE A REPLY](#))

NEW QUESTION: 67

Microsoft 365 .

Human Resources Microsoft Teams .

.

Microsoft SharePoint Online URL /teams/HR .

jane@contoso.com bob@contoso.com .

PowerShell ? .

: 1 .



Answer:



Reference:

<https://docs.microsoft.com/en-us/powershell/module/skype/grant-csteamsapppermissionpolicy?view=skype-ps>

NEW QUESTION: 69

□□□□ 200□□ □□□□ □□□□.

□□□□□ Microsoft Skype Online□ □□ □□□□ Microsoft Teams□ □□□□□□ □□□□

□. □□ □□□□ □□ Enterprise Voice□ □□□□□ □□□□ □□□.

Microsoft Teams □□□□□ □□□ □□ □□ □□□ □□□□ □□□.

□□ □□□ □□□□ □□□?

A. Teams □□□ □□ □□□□□ Skype

B. □

C. □ □□

D. Teams □□ □□ □ □□□ □□□ □□□□□ Skype

Answer: B ([LEAVE A REPLY](#))

Reference:

<https://docs.microsoft.com/en-us/microsoftteams/setting-your-coexistence-and-upgrade-settings>

<https://docs.microsoft.com/en-us/microsoftteams/teams-and-skypeforbusiness-coexistence-and-interopability>

NEW QUESTION: 70

□□ □□□□□ □□ □□□ □□□□□ Microsoft Teams□ □□□□ □□□.

□□ □ □□□ □□ □□ □□□ □□□ □□ □□□□□□. □□□ □□□ □□□□ □□□□□.

□□: □ □□□ □□□ 1□□ □□□ □□□□.

Frame Details: X

Checksum: 0 (0x0)

SourceAddress: 10.10.10.110

DestinationAddress: 52.114.188.31

0-Tcp: Flags=...A...., SrcPort=50008, DstPort=HTTPS(443), PayloadLen=0,

SrcPort: 50008

DstPort: HTTPS(443)

SequenceNumber: 4077031237 (0xF3028F45)

E AcknowledgementNumber: 223214542 (0xD4DFD5E)

E B DataOffset: 80 (0x50)

O Flags: ...A

Window: 1025 (scale factor 0x8) = 262400

Checksum: 0x524, Disregarded

UrgentPointer: 0 (0x0)

□□□ □□□□□ □□□ □□ □□ □□□ □□□□□?

- A. □□□ □□ □□□ 50,000 □□□□□.
- B. TLS □□□□ □□□□ □□□□.
- C. UDP □□□□ □□□□ □□□□.
- D. □□□ □□ □□ □□□ □□ □□□□.

Answer: C ([LEAVE A REPLY](#))

NEW QUESTION: 72

□□□□ □□ □□□ □□□ □ □□□ □□□□.

Name ↑	Description	Custom policy	Create private channels
Global (Org-wide default)		No	Off

Group1□ □□□□ □□□ □□□ □□ □ □□□ □□□□ □□□. □□□□ □□ □□ □□□ □ □□□ □□□.

□□ □□□ □□ □□□?

- A. □□ □□ □□□□ □□□□ □□□ Teams □□□ □□□□.
- B. □□□ □□ Teams □□□ □□□□□.
- C. □ □□□□ □□□□.
- D. □□(□□ □□ □□□) □□□ □□□□ □□□ □□ □□□□ □□□ □□□□□.

Answer: A ([LEAVE A REPLY](#))

NEW QUESTION: 73

Microsoft 365 E5 □□□ □□□□.

□□ □□□ □□□□ □□□□ □□□□ □□□.
□□ □□□□ □□□□ □□□□ □□□ □
□□□□ □□□ □□ □□ □
□□□□ □□□ □□ □
□□□□ □ □□□ □□
□□ □□□□ □□□□ □□□?

- A. □ □□□ □□
- B. □ □□
- C. □ □□□ □□□ □□
- D. Teams □ □□

Answer: A (LEAVE A REPLY)

Reference:

<https://docs.microsoft.com/en-us/microsoftteams/teams-analytics-and-reports/teams-usage-report>

NEW QUESTION: 74

□□□ □□ □□□□ □□□□□.
□□□ □□□ □□□ □□ □□□ □□□□ □□ □□□ □□□.
□□□□ □□□□□ □□□ □ □ □□ □□□ □□ □□ □□□□ □□□ □□ □□□ □□□□
□ □□□□ □□□.
□□ □□□ □□ □□□?

- A. □ □□ □□□ □□□ □□□ □□□□ □□□□□.
- B. □ □□ □□□ □□□ □□□□ □□□ □□ □□□□ □□□□ □ □□□ □□□□□.
- C. □ □□□ ID □□□□ □□□□ □□□ ID □□□ □□□□ □□□□□.
- D. □□□ □□□ □□ □□□ □□□□ □□□ □□□ □□□ □□□ □□□□□.

Answer: D (LEAVE A REPLY)

Reference:

<https://docs.microsoft.com/en-us/microsoftteams/caller-id-policies>
<https://docs.microsoft.com/en-us/microsoftteams/set-the-caller-id-for-a-user>

NEW QUESTION: 75

Microsoft Teams □ □□□□ Microsoft 365 E5 □□□ □□□□.
□□□□ □□ □□□ □□ □□□ □□□□□.
□□ □□ □□□ □□□ □□□ □□ □□□ □□□□ □□□.
□□ □□□ □□ □□□?

- A. □□ □□ □□□□□ □□ □□□□ □□□□□□□.
- B. Teams □□□ □□ □□□□ □□□□□.
- C. Teams □□ □□ □□□□ □□□□□.
- D. □ □□□ □□ □□ □□□ □□□□□□□.

Answer: A (LEAVE A REPLY)

NEW QUESTION: 76

ANSWER AREA



Enable live transcription for meetings:

- Meeting policies
- Teams policies
- Meeting policies
- Meeting settings
- Conference bridges

Require that users record their name when they connect to a meeting by using a conferencing phone number:

- Conference bridges
- Teams policies
- Meeting policies
- Meeting settings
- Conference bridges

Answer:

Answer Area

Enable live transcription for meetings:

- Meeting policies
- Teams policies
- Meeting policies
- Meeting settings
- Conference bridges

Require that users record their name when they connect to a meeting by using a conferencing phone number:

- Conference bridges
- Teams policies
- Meeting policies
- Meeting settings
- Conference bridges

NEW QUESTION: 78

- Microsoft 365
 - Sales
 - Microsoft Teams
 - Microsoft Teams
 - Microsoft Teams
 - Microsoft Teams
 - Microsoft Teams
- A. Microsoft 365
- B. Sales
- C. Microsoft Teams
- D. Microsoft Teams
- E. Microsoft Teams

Answer: C,E (LEAVE A REPLY)

Reference:

<https://docs.microsoft.com/en-us/microsoftteams/teams-app-permission-policies>

NEW QUESTION: 79

Answer:

Roles	Answer Area
Teams Communications Administrator	Admin5 Teams Communications Support Engineer
Teams Communications Support Engineer	Admin6 Teams Communications Administrator
Teams Communications Support Specialist	Admin7 Teams Service Administrator
Teams Service Administrator	

Reference:

<https://docs.microsoft.com/en-us/microsoftteams/using-admin-roles>

NEW QUESTION: 81

Microsoft Teams is a cloud-based collaboration tool that is part of the Microsoft 365 suite of products. It allows users to communicate and collaborate in real-time through video, audio, and text. Microsoft Teams is available on Windows, macOS, iOS, and Android. It also integrates with other Microsoft 365 apps like Word, Excel, and PowerPoint. Microsoft Teams is designed to be easy to use and provides a central hub for all your work. It is a great tool for teams that need to work together and stay connected.

Which of the following is a role in Microsoft Teams?

- A. Microsoft Teams Administrator
- B. Microsoft Teams Support Engineer
- C. Microsoft Teams Support Specialist
- D. Microsoft 365 Administrator

Answer: (SHOW ANSWER)

Reference:

<https://docs.microsoft.com/en-us/microsoftteams/rooms/rooms-licensing>

<https://docs.microsoft.com/en-us/microsoftteams/rooms/microsoft-teams-rooms-premium>

NEW QUESTION: 82

Microsoft Teams is a cloud-based collaboration tool that is part of the Microsoft 365 suite of products. It allows users to communicate and collaborate in real-time through video, audio, and text. Microsoft Teams is available on Windows, macOS, iOS, and Android. It also integrates with other Microsoft 365 apps like Word, Excel, and PowerPoint. Microsoft Teams is designed to be easy to use and provides a central hub for all your work. It is a great tool for teams that need to work together and stay connected.

- A. Microsoft Teams Administrator
- B. Microsoft Teams Support Engineer
- C. Microsoft Teams Support Specialist
- D. Microsoft 365 Administrator

Answer: (SHOW ANSWER)

Reference:

NEW QUESTION: 83

□□ 6

1 Microsoft Way, Redmond □ □□□ □□ □□□ □□ □□ □□□□ □□□□ □□□. □□□□ □□ □□ □□□ □□□□ □□□.

* □□□□ 1□□ □□□ □□ □□□ □□□□ □□□ □ □□□□.

* □□□□ 0□□ □□□ □□ □□□ □□ □ □□□□.

* □□□□□□ □□ □□□ □□□ □□□□□ □□□.

Answer:

See the solution in the explanation below:

Explanation

To configure a virtual receptionist for your company's main office, you can use the Teams admin center to create and assign an auto attendant. An auto attendant is a voice menu system that allows callers to be transferred to an extension or a queue without speaking to an operator or receptionist. Here are the steps to create and assign an auto attendant that meets your requirements:

Sign in to the Teams admin center with your Microsoft 365 username and password.

In the left navigation, go to Voice > Auto attendants.

Click Add (+) to create a new auto attendant.

In the Basics tab, enter a name and an optional description for the auto attendant, such as "Main Office Receptionist".

Under Phone number, select Assign and then choose a service number from the list or click Add new number to get a new one. A service number is a type of phone number that can handle hundreds of simultaneous calls and is used for services such as audio conferencing, auto attendants, and call queues.

Click Apply and then Next.

In the Greeting and menu tab, under Greeting, select Custom and then click Upload audio file to upload a recorded greeting message for the callers, such as "Welcome to Microsoft. Please listen carefully to the following options." Under Menu options, click Add (+) and then select Key press from the drop-down menu.

In the Key press box, enter 1 and then select Dial by name from the Action drop-down menu. This will allow callers to press 1 for the company directory to lookup by name.

Click Add (+) again and then select Key press from the drop-down menu.

In the Key press box, enter 0 and then select Play audio file from the Action drop-down menu.

This will allow callers to press 0 to hear the company address.

Click Upload audio file and then upload a recorded message with the company address, such as "Our main office is located at 1 Microsoft Way, Redmond." Under Menu options, turn on the toggle for Repeat menu until caller hangs up or presses #. This will offer the same menu at all times.

Click Next.

<Group name>_<Department>

Delete

Add prefix

Select the type of prefix

Delete

Add suffix

String

Attribute

Department

Select another suffix

00 0 000 00 00 000 000 00 000000. 000 000 0000 00000.
00: 000 000 00 100 000 0000.

Answer Area		Yes	No
Statements			
User1 must rename the Sales_Projects team as Sales_Projects_Sales the next time a user is added to the team.	<input type="radio"/>	<input type="radio"/>	
User2 can create a new team named Engineering_Projects.	<input type="radio"/>	<input type="radio"/>	
User3 can create a new channel named Proposals in the Sales_Projects team.	<input type="radio"/>	<input type="radio"/>	

Answer:
Answer Area

Statements	Yes	No
User1 must rename the Sales_Projects team as Sales_Projects_Sales the next time a user is added to the team.	<input type="radio"/>	<input checked="" type="radio"/>
User2 can create a new team named Engineering_Projects.	<input type="radio"/>	<input checked="" type="radio"/>
User3 can create a new channel named Proposals in the Sales_Projects team.	<input checked="" type="radio"/>	<input type="radio"/>

NEW QUESTION: 87

00 1
000 00000 000 000 000000. 0000 10.10.10.0/24 0000 000 000
00.
0000 00000 0000 00 0000 00 Teams 0000 1.000Kpbs 0000 00
0. 0000 00 0000 000 00000 0 000.

Answer:
See the solution in the explanation below
Explanation:

To restrict Teams bandwidth by network range, you can use the Network Roaming Policy feature¹. This feature allows you to define different media bit rate settings for different network locations based on the IP address ranges. Here are the steps to accomplish your task: Create a new network roaming policy with the desired media bit rate settings. For example, you can use the following PowerShell cmdlet to create a policy named "MiamiPolicy" with a maximum bit rate of 1000 Kbps for audio and video:

```
New-CsTeamsNetworkRoamingPolicy -Identity "MiamiPolicy" -MaxMediaBitRateKb 1000
```

Assign the network roaming policy to the network range of the Miami office. You can use the following PowerShell cmdlet to assign the policy to the 10.10.10.0/24 network range:

```
New-CsTeamsNetworkRoamingPolicyAssignment -PolicyName "MiamiPolicy" -IPAddressRange "10.10.10.0/24"
```

Verify that the policy is applied correctly by using the Get-CsTeamsNetworkRoamingPolicyAssignment cmdlet. You should see something like this:

```
Identity : 10.10.10.0/24
PolicyName : MiamiPolicy
IPAddressRange : 10.10.10.0/24
EffectiveTime : 8/1/2023 1:18:24 PM
LastUpdateTime : 8/1/2023 1:18:24 PM
LastUpdateBy : admin@XXXXXXXXXXXX.onmicrosoft.com
LastUpdateBySid : S-1-5-21-XXXXXXXXXX-XXXXXXXXXX-XXXXXXXXXX-XXXXX
Note: You may need to wait for some time for the policy to take effect.
```

NEW QUESTION: 88

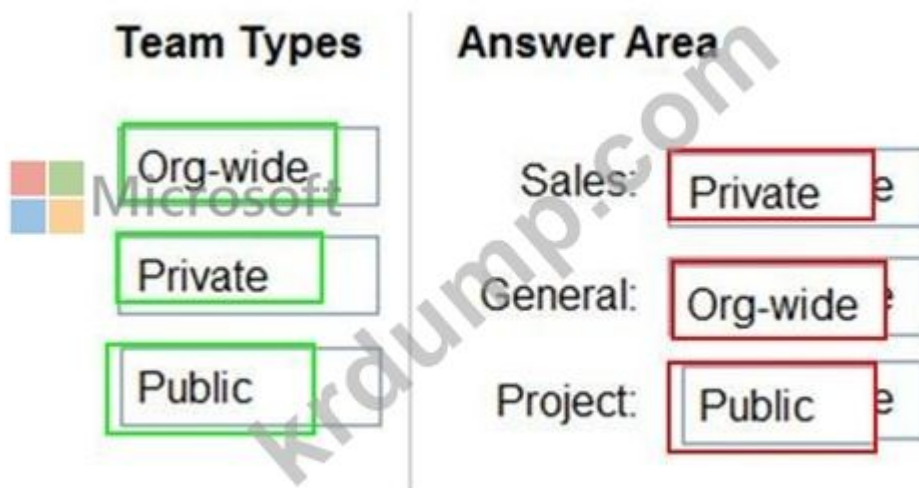
contoso.com Microsoft Office 365
Microsoft

Name	Requirement
Sales	Users can join only once they are approved.
General	All contoso.com users are included automatically.
Projects	Users can join without approval.

Microsoft Office 365
Microsoft
Microsoft Office 365
Microsoft Office 365



Answer:



NEW QUESTION: 89

- Microsoft 365 □□□ □□□□.
- □□□□ Windows 10 □ □□□□ □□□□ □□□ □□□□. □□□□ Azure AD(Azure Active Directory) □ □□□□ Microsoft Intune □ □□□□□. □□ □□□□ □□ □□□□□□.
- Microsoft Teams □ □□□ □□□□□.
- Microsoft Teams □□□□□□ □□□□ □□□.
- □□□□ □□□□?
- A. Azure AD □ □□
- B. □□□ □□ □□ □□ □□(GPO)
- C. Azure □ □□□

[Answer choice] can access live events.

- Users who have an Azure AD account, external access users, and guest users
- Only users who have an Azure AD account and external access users
- Only users who have an Azure AD account and guest users
- Only users who have an Azure AD account only

[Answer choice] can schedule live events.

- All users who have an Azure AD account
- All users who have an Azure AD account and guest users
- Only global administrators
- Only team owners

Answer:

[Answer choice] can access live events.

- Users who have an Azure AD account, external access users, and guest users
- Only users who have an Azure AD account and external access users
- Only users who have an Azure AD account and guest users
- Only users who have an Azure AD account only

[Answer choice] can schedule live events.

- All users who have an Azure AD account
- All users who have an Azure AD account and guest users
- Only global administrators
- Only team owners

Reference:

<https://docs.microsoft.com/en-us/microsoftteams/teams-live-events/set-up-for-teams-live-events>

MS-700-KR ☐☐ ☐☐☐ ☐☐☐☐☐ ☐☐ DumpTop ☐☐ ☐☐☐☐ ☐☐☐ MS-700-KR ☐☐!
 DumpTop ☐ ☐☐ **MS-700-KR** ☐☐ ☐☐☐ ☐☐☐☐☐☐, DumpTop MS-700-KR ☐☐ ☐☐☐
 ☐☐☐☐☐☐☐☐☐ ☐☐☐ ☐☐☐☐☐☐☐☐. ☐☐☐☐☐ ☐☐☐☐☐ ☐☐☐☐☐ ☐☐ DumpTop MS-700-
 KR ☐☐☐ ☐☐☐☐☐. <https://www.dumptop.com/Microsoft/MS-700-KR-dump.html> (408
 Q&As Dumps, **30%OFF Special Discount: KrDump**)

NEW QUESTION: 92

Microsoft Office 365 ☐☐☐ ☐☐☐☐☐.
 ☐☐☐ ☐☐☐☐ Microsoft Teams ☐☐☐ ☐☐☐ ☐☐☐☐☐ ☐☐☐☐☐ ☐☐ ☐☐☐☐.
 ☐☐☐ ☐☐☐☐☐ ☐☐☐☐?
 A. Microsoft 365 ☐☐ ☐☐
 B. Azure ☐☐
 C. Microsoft Teams ☐☐☐☐☐☐
 D. ☐☐ ☐☐☐ ☐☐☐☐☐☐☐☐☐

Answer: A (LEAVE A REPLY)

<https://support.microsoft.com/en-us/office/set-guest-permissions-for-channels-in-teams-4756c468-2746-4bfd-a582-736d55fcc169>

NEW QUESTION: 93

contoso.com Azure AD Microsoft 365 Microsoft Teams
Microsoft Teams: Microsoft Teams

A.

B.

Answer: A (LEAVE A REPLY)

According to the Microsoft documentation⁴, external access settings in the Microsoft Teams admin center are used to control how users in your organization can communicate with users from other domains that use Teams or Skype for Business. External access settings do not affect how guest users in your tenant can use cameras during Teams meetings.

To prevent guest users in your tenant from using cameras during Teams meetings, you need to create and assign a custom meeting policy that has the Allow IP video setting turned off. You can do this by using the Microsoft Teams admin center or PowerShell. For example, to create and assign a custom meeting policy by using PowerShell, you can use the New-CsTeamsMeetingPolicy and Grant-CsTeamsMeetingPolicy cmdlets.

NEW QUESTION: 94

Microsoft Teams

A. Azure Active Directory fabrikam.com

B. Microsoft 365 Office 365

C. Microsoft Teams fabrikam.com

D. Microsoft Teams fabrikam.com

Answer: A (LEAVE A REPLY)

<https://docs.microsoft.com/en-us/azure/active-directory/b2b/delegate-invitations>

<https://docs.microsoft.com/en-us/microsoftteams/manage-external-access>

<https://docs.microsoft.com/en-us/azure/active-directory/b2b/allow-deny-list>

NEW QUESTION: 95

Microsoft Teams

Microsoft Teams

Microsoft Teams

A. Microsoft 365 -

B. Teams Advanced Communications

C. Microsoft 365

D. 365 E3

Answer: A (LEAVE A REPLY)

NEW QUESTION: 96

Which of the following is a valid Teams meeting link?

https://teams.microsoft.com/join/1234567890?pwd=1234567890

https://teams.microsoft.com/join/1234567890

A. https://teams.microsoft.com/join/1234567890?pwd=1234567890

B. Azure Active Directory B2B user can join Teams meeting without a meeting ID.

C. Azure Active Directory B2B user can join Teams meeting without a meeting ID and a password.

D. A meeting ID is required for all Teams meetings.

E. A meeting ID and a password are required for all Teams meetings.

Answer: (SHOW ANSWER)

NEW QUESTION: 97

Which of the following is a valid Teams meeting link?

https://teams.microsoft.com/join/1234567890?pwd=1234567890

https://teams.microsoft.com/join/1234567890

A. https://teams.microsoft.com/join/1234567890

B. https://teams.microsoft.com/join/1234567890?pwd=1234567890

C. https://teams.microsoft.com/join/1234567890

D. https://teams.microsoft.com/join/1234567890?pwd=1234567890

E. https://teams.microsoft.com/join/1234567890?pwd=1234567890

Answer: E (LEAVE A REPLY)

NEW QUESTION: 98

Which of the following is a valid Teams meeting link? (Select all that apply.)

https://teams.microsoft.com/join/1234567890?pwd=1234567890

https://teams.microsoft.com/join/1234567890

User1@contoso.com Microsoft Teams meeting: https://teams.microsoft.com/join/1234567890?pwd=1234567890

https://teams.microsoft.com/join/1234567890?pwd=1234567890

https://teams.microsoft.com/join/1234567890

A. https://teams.microsoft.com/join/1234567890

B. https://teams.microsoft.com/join/1234567890?pwd=1234567890

Answer: (SHOW ANSWER)

NEW QUESTION: 99

Microsoft 365 E5 includes all the features listed below.

Microsoft Teams, Microsoft Defender, Microsoft Purview, and Microsoft SharePoint.

Microsoft Teams, Microsoft Defender, Microsoft Purview, and Microsoft SharePoint are all included in Microsoft 365 E5.

Which of the following is NOT included in Microsoft 365 E5?

A. Azure Active Directory

B. Microsoft 365 Defender, SharePoint, OneDrive, Microsoft Teams, Office 365 Defender

C. Azure Active Directory ID

D. Microsoft Purview (DLP)

Answer: B (LEAVE A REPLY)

NEW QUESTION: 100

Which of the following is NOT a feature of Microsoft Teams? Microsoft Teams includes all the features listed below.

Microsoft Teams, Microsoft Defender, Microsoft Purview, and Microsoft SharePoint are all included in Microsoft 365 E5.

Microsoft Teams includes all the features listed below.

Microsoft Teams includes all the features listed below.

Microsoft Teams includes all the features listed below.

Microsoft Teams includes all the features listed below.

Microsoft Teams includes all the features listed below.

Microsoft Teams includes all the features listed below.

Microsoft Teams includes all the features listed below.

A. Microsoft Teams

B. Microsoft Teams

Answer: (SHOW ANSWER)

Reference:

<https://docs.microsoft.com/en-us/microsoftteams/turning-on-and-using-call-quality-dashboard>

NEW QUESTION: 101

Which of the following is NOT a feature of Microsoft 365? Microsoft 365 includes all the features listed below.

Microsoft Teams, Microsoft Defender, Microsoft Purview, and Microsoft SharePoint.

Microsoft Teams, Microsoft Defender, Microsoft Purview, and Microsoft SharePoint are all included in Microsoft 365 E5.

Which of the following is NOT included in Microsoft 365 E5?

A. Active Directory

B. Microsoft 365

□□□ □□□□□□ □□ □□□□ □□□ □□ □□□ □□□□ □□□□ □□ □□
 □.
 □ □□□□□ □□ □□□ □□□ □□□□ □□□? □□□□□ □□ □□□□ □□□ □□□ □
 □□□□□.
 □□: □ □□□ □□□ 1□□ □□□ □□□□.

User name	Tool	Role
Admin5	<input type="text"/> Microsoft Call Quality Dashboard Network Monitor Network Planner Network Testing Companion	<input type="text"/> Teams Communications Administrator Teams Communications Support Engineer Teams Communications Support Specialist
Admin6	<input type="text"/> Microsoft Call Quality Dashboard Network Monitor Network Planner Network Testing Companion	<input type="text"/> Teams Communications Administrator Teams Communications Support Engineer Teams Communications Support Specialist

Answer:

User name	Tool	Role
Admin5	<input type="text"/> Microsoft Call Quality Dashboard Network Monitor Network Planner Network Testing Companion	<input type="text"/> Teams Communications Administrator Teams Communications Support Engineer Teams Communications Support Specialist
Admin6	<input type="text"/> Microsoft Call Quality Dashboard Network Monitor Network Planner Network Testing Companion	<input type="text"/> Teams Communications Administrator Teams Communications Support Engineer Teams Communications Support Specialist

Reference:


<https://docs.microsoft.com/en-us/microsoftteams/network-planner>

<https://docs.microsoft.com/en-us/microsoftteams/difference-between-call-analytics-and-call-quality-dashboard>

NEW QUESTION: 106

□□□ □□ □□□□ □□□□ Microsoft 365 □□□ □□□□.
 □□ □□ □□□ □□□□□ □□□ □□□□ □□□.
 □□ □□ □□□ □□□□ □□ □□ □ □□ □□ □□ □□ □□□ □□□□ □□□ □□□.
 □□□ □□□ □□□□ □□□□ □□□ □□□□ □□□ □□ □□□□ □□□□ □ □□□ □
 □□.
 PSTN□ □□ □□ □□ □□□ □□□ ID□ □□ □□ □□ □□□ □□□□ □□□.

□□□□ □□ □□ □□ □□ □□□□? □□□□□ □□ □□□□ □□□ □□□ □□□□□
□.
□□: □ □□□ □□□ 1□□ □□□ □□□□.

Caller ID policies:	<input type="text"/>	▼
	0	
	1	
	2	
Call park policies:	<input type="text"/>	▼
	0	
	1	
	2	
Calling policies:	 <input type="text"/>	▼
	0	
	1	
	2	

Answer:

Overview

Location	Type
Calgary	Main office
San Diego	Branch office
New York	Branch office
Edmonton	Field site



The office in Calgary has a 1-Gbps internet circuit. The offices in San Diego and New York have 100-Mbps internet circuits. The field site in Edmonton has a 3-Mbps internet circuit.

- * Information technology (IT)
- * Project management
- * Marketing

Azure AD has the default Cross-tenant access settings configured.

The Teams policies settings are configured as shown in the following exhibit

Name	Description	Custom policy	Assigned to users	Create private channels	Create shared channels	Invite external users	Join external channels
Global (Org-wide default)	Default policy for users ...	No		On	On	On	On
Marketing	Marketing users policy	Yes	View users	On	On	Off	Off

The Teams client is deployed to a non-persistent Virtual Desktop infrastructure (VDI) used by the project management department.

Allow guest access in Teams is set to Off.

The Microsoft Viva Connections app is deployed to all users.

- * An executive at the San Diego office reports that video drops during Teams meetings.
- * The Edmonton field site has limited bandwidth, and users report poor audio during Teams calls and meetings.
- * Users in the project management department report that they cannot give or take control during Teams calls and meetings while sharing their VDI desktop.
- * Configure the media bit rate settings for the users at the Edmonton field site. The settings must apply only to the users while they are at the site, but NOT when they are at a different office.
- * Create a Teams channel to enable the project management department to collaborate with the IT department on a device upgrade project.

- * Implement a pilot rollout of Operator Connect for the users in the New York office. A port request was accepted already.
- * Create a Teams channel for the marketing department for external collaboration.
- * Rename the Viva Connections icon as Start portal.
- * The marketing department requires that all the files shared by using Teams remain available for at least three years after deletion.
- * The marketing department must be able to apply a watermark to content and video shared during Teams meetings.
- * All users require indefinite access to training videos recorded in Teams by the IT department
- * All access to Teams and shared resources must use the principle of least privilege.
- * Guest access must remain disabled.

NEW QUESTION: 108

Microsoft Office 365. The marketing department requires that all the files shared by using Teams remain available for at least three years after deletion.

Department name	Teams name
Sales	Teams1
Finance	Teams2
HR	Teams3

The marketing department requires that all the files shared by using Teams remain available for at least three years after deletion. The marketing department must be able to apply a watermark to content and video shared during Teams meetings. All users require indefinite access to training videos recorded in Teams by the IT department. All access to Teams and shared resources must use the principle of least privilege. Guest access must remain disabled.

- A. Microsoft Teams
- B. Microsoft Teams
- C. Microsoft Teams
- D. Microsoft Teams
- E. Microsoft Teams

Answer: C (LEAVE A REPLY)

NEW QUESTION: 109

9. The marketing department requires that all the files shared by using Teams remain available for at least three years after deletion.

Answer:

See the solution in the explanation below

Explanation:

To prevent unauthenticated users from joining Teams meetings, you need to turn off the anonymous meeting join feature in Teams. Here are the steps to follow:

Sign in to the Teams admin center with your admin credentials.

Go to Meetings > Meeting settings.

Under Participants, set Anonymous participants can join a meeting to Off.

Click Save to apply the changes.

NEW QUESTION: 110

□□ 12

Contoso, Ltd□□ □□□ □□ □□ □□ □□ □□□ □□□ Teams Phone□ □□□ □□□□□. □□□□ □□ □□□□□ □□□ □ □ □□□□ □□ □□□ □□□□ □□□ □□□□□□ □ □□□ □□□. □□□ □□□□□ □□□ □□□ □□□ □□□□.

Answer:

See the solution in the explanation below

Explanation:

To ensure that when users dial emergency numbers, the call is routed based on the user's current location, you need to enable the external location lookup mode in Teams. This mode allows Teams to use the location services of the device's operating system to suggest an emergency address for the user. The user can then confirm, edit, or enter a new address, which will be used to route the emergency call to the appropriate Public Safety Answering Point (PSAP).

Here are the steps to follow:

Sign in to the Teams admin center with your admin credentials.

Go to Voice > Emergency policies.

Select Add.

Enter a name for the emergency calling policy, for example, "E911WFH".

Turn on External location lookup mode.

Select Apply to create the policy.

To assign the policy to the users who need it, go to Users on the left menu and select the users that you want to apply the policy to. You can use the filters or the search box to find them.

On the right pane, under Policies, select Edit next to Emergency calling policy.

Choose the policy that you created from the drop-down list and click Apply.

NEW QUESTION: 111

□□: □ □□□ □□□ □□□□□ □□□□ □□□ □□ □ □□□□□. □□□□ □ □□□□ □ □□ □□□ □□□ □ □□ □□□ □□□□ □□□□ □□□□. □□ □□ □□□□ □□ □□□ □□□□ □□ □ □□□ □□ □ □□□ □□ □□ □□□□ □□□ □□□□ □□ □ □□□□. □ □□□ □□□ □□ □□□ □□ □□□□ □□□ □ □□□□. □□□□□ □□□ □□□ □□ □□□□ □□□□.

□□□□ contoso.com□□□□ Azure AD(Azure Active Directory) □□□□ □□□□ Microsoft 365 □□□□ □□□□.

□□□□ □□□ □□□□ Microsoft Teams □□ □□ □□□□ □□□□ □□□□ □□ □□□.

□□□: Microsoft Teams □□ □□□□ □□□ □□□ □□□ □□□□□□.
□□□ □□□ □□□□□□?

A. □

B. □□□

Answer: (SHOW ANSWER)

Guest access in Teams allows people outside your organization to access teams and channels. When you turn on Guest Access, you can turn on or off features guests users can or can't use.

Reference:

<https://docs.microsoft.com/en-us/microsoftteams/set-up-guests>

NEW QUESTION: 112

□□: □ □□□ □□□ □□□□□ □□□□ □□□ □□ □ □□□□□. □□□□ □ □□□□ □ □□ □□□ □□□ □ □□ □□□ □□□□ □□□□ □□□□. □□ □□ □□□□ □□ □□□ □□□ □□□□ □□ □ □□□ □□ □ □□□ □□ □□ □□□□ □□□ □□□□ □□ □ □□□□. □ □□□ □□□ □□ □□□ □□ □□□□ □□□ □ □□□□. □□□□□ □□□ □□□ □□ □□□ □□□□ □□□□. □□□□ □□□□ □□□□. □□□□ □□□□ □□□□ 10□□ □□□ □□ □□□□. □□□□ 5,000□□ □□□□ □□□□. □□ □□□□ □□ Microsoft Teams□ □□□ □□□□□. □□□□ □□□ □□ □□□ □□□□□ □□□□□. □□ □□ □□□ □□□□□ Microsoft Teams□□ □□□□ □□ □□□ □□□□ □□□. □□ □□: Microsoft Teams □□ □□□□ Microsoft □□ □□ □□□□□ □□□□□. □□□□ □□□ □□□□□□?

A. □

B. □□□


Answer: A (LEAVE A REPLY)

Reference:

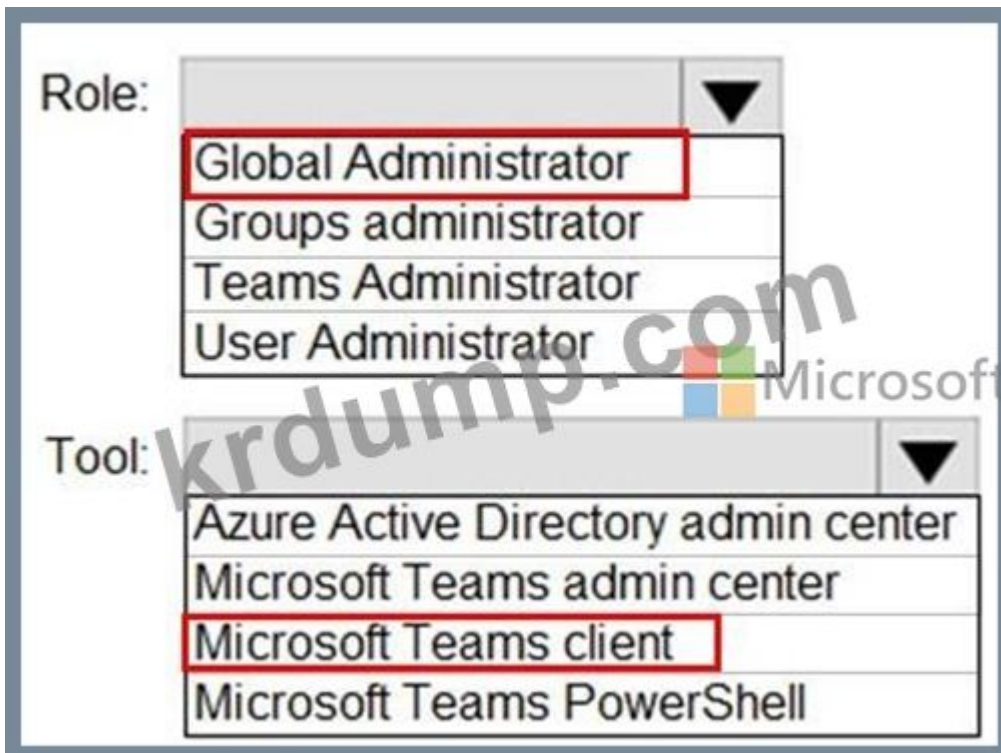
<https://docs.microsoft.com/en-us/microsoftteams/turning-on-and-using-call-quality-dashboard>

NEW QUESTION: 113

□□□ Microsoft 365 E5 □□□ □□□□. □□□□ □□ □□ □ □□ □□□□ □□□□ □□□□ □□ □□ □□□□□. □□ □□□ □ □□□ RBAC(□□ □□ □□□ □□) □□□□ □□ □□□ □ □□□□ □□ □□ □ □□□□ □□□. □□□□ □□ □□ □□□ □□□□ □□□. □□□□ □□□□ □□□□ □□ □□□□ □□□ □□□ □□□□□□. □□: □ □□□ □□□ □□□ □□□ □□□□.



Answer:



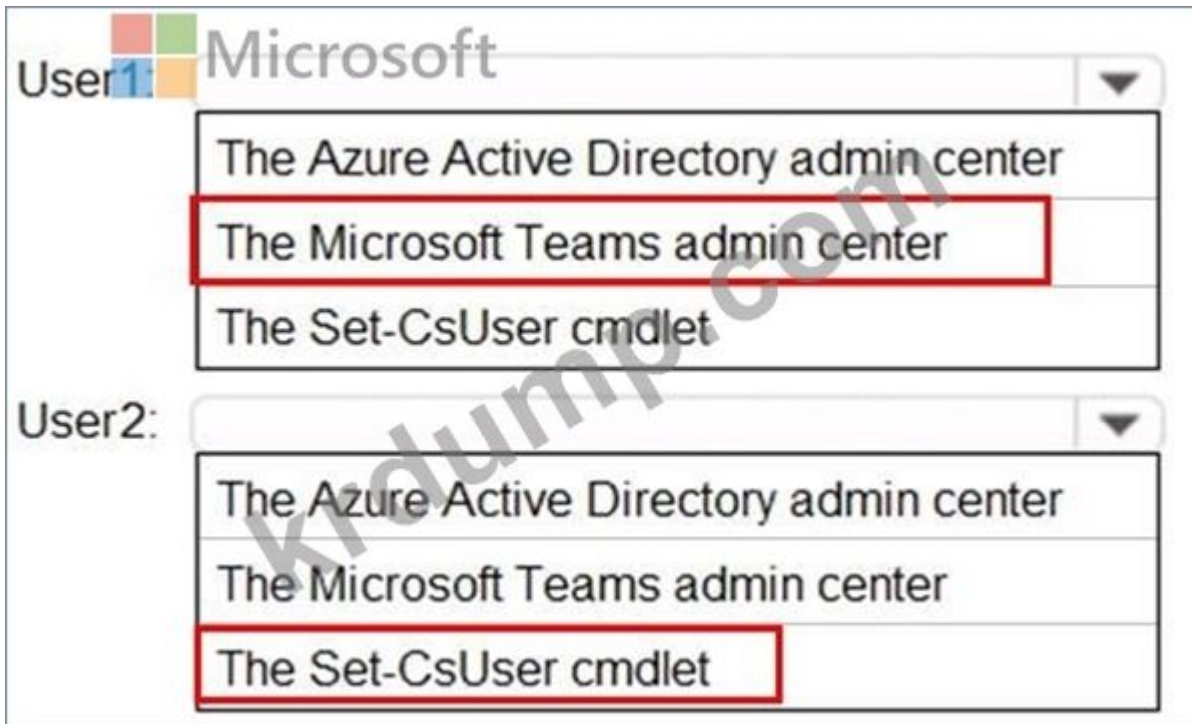
Reference:

<https://docs.microsoft.com/en-us/microsoftteams/create-an-org-wide-team>

<https://docs.microsoft.com/en-us/microsoft-365/business-video/org-wide-team?view=o365-worldwide>

NEW QUESTION: 114

□□: □ □□□ □□□ □□□□□ □□□□ □□□ □□ □ □□□□□. □□□□ □ □□□□ □
 □□ □□□ □□□ □ □□ □□□ □□□□ □□□□ □□□□. □□ □□ □□□□ □□ □□□
 □□□ □□□□ □□ □ □□□ □□ □□ □□□□ □□□ □□□□ □□ □ □□□□.



Reference:

<https://docs.microsoft.com/en-us/microsoftteams/assign-change-or-remove-a-phone-number-for-a-user>

NEW QUESTION: 116

□□ Microsoft SharePoint Online □□□□ □□□ Microsoft 365 □□□ □□□□. Sales□□ SharePoint □□ □ □□□□ □□□ □□□□ Microsoft Teams□□ □□□ □ □□□ □□□□ □□□. □□□□ □ □□□ □□ □□□ □ □□□ □□ □□□□ □□□□ □□□ □□ □□□.

□□ □□: Microsoft Teams □□□□□□□ □ □□ □□□ □□ □□ □□□□ □□□□□. □□□ □□□ □□□□□?

- A. □□□
- B. □

Answer: ([SHOW ANSWER](#))

NEW QUESTION: 117

Microsoft Teams□ □□□□ Microsoft 365 E5 □□□ □□□□. □□□□ □□ □□□□ □□ □□ □□□ □□□ □ □□□ □□□□□. □□ □□ □□□ □□□□ □□□ □□□ □□ □□ □□□□□□ □□□□□ □□□. □□□ □□ □□□?

- A. Microsoft Teams □□ □□□□ □□ □□□□ □□ □□ □□□□ □□ □□□ □□□□□.
- B. PowerShell□□ Set-CsPrivacyConfiguration -EnablePrivacyMode True□ □□□□□.
- C. PowerShell□□ Set-CsTenantFederationConfiguration AllowFederatedUsers \$false□ □□□ □□.
- D. Azure Active Directory □□ □□□ □□ □□ □□ □□□□ □□□ □□□ □□□ □□□ □□□ □□□.

Answer: ([SHOW ANSWER](#))

NEW QUESTION: 118

□□ 5

Microsoft SharePoint Online □□□□ □□□□ □□ □ □□ □□□ □□□□□ □□□ □ □□□
□□□□ □□□.

Answer:

See the solution in the explanation below

Explanation:

To ensure that content on Microsoft SharePoint Online sites can be shared only with new and existing guest users, you need to limit the external sharing settings in the SharePoint admin center. Here are the steps to follow:

Sign in to the SharePoint admin center with your admin credentials.

Go to Policies > Sharing.

Under External sharing, drag the SharePoint slider down to New and existing guests. (The OneDrive slider is dependent on SharePoint and will also be set to New and existing guests.)

Under More external sharing settings, check the box Allow only users in specific security groups to share externally and select Manage security groups.

Add the security groups that contain the users who are allowed to share content with guest users. You can also create a new security group if needed.

Click Save to apply the settings.

NEW QUESTION: 119

Microsoft 365 □□□ □□□□.

Microsoft Teams□ □□□ □□□□□.

□□□□ □□□ □□□□ □□□□ □□□□□ □□□□□□ Microsoft 365 □□□ □□□□□
□□□□ □□ □ □□ □□□□ □□□□ □□□. □□ Windows 10 □□□ □□□□ □□□ □□
□ □□□ □□□□□.

□□□□ □□□□□ □□ □□ □□□□□□ □□□□ □□□?

A. Microsoft Teams □□□□ □□□□□

B. □□□□ □□ □□

C. Windows □□ □□ □□

D. Windows □□ □□□(WPA)

Answer: B ([LEAVE A REPLY](#))

According to the Microsoft documentation¹, the Network Testing Companion is a PowerShell module that allows you to perform network quality and connectivity tests from an on-premises network to Microsoft 365 Online services by using the Network Testing Companion. The Network Testing Companion module requires the following software to be installed on the local Windows 10 device:

PowerShell 5.1 or later

.NET Framework 4.7.2 or later

Microsoft Teams Network Assessment Tool

The Microsoft Teams Network Assessment Tool is a tool that tests the connectivity to various Teams servers deployed in the Microsoft Azure network. It measures network performance by streaming packets to the nearest edge site and back for a configurable amount of time.

Therefore, based on this information, the correct answer is B. Network Assessment Tool. This tool is required to perform network quality and connectivity tests by using the Network Testing Companion module. The other options are either not related to network testing (the Microsoft Teams desktop client and Windows Performance Analyzer) or not required for the Network Testing Companion module (Windows Assessment Toolkit).

NEW QUESTION: 120

Microsoft 365 _____.

IT _____.

_____?

_____.

A. _____.

B. IT _____.

C. _____.

D. Sec-TeamsChannel cmdlet _____.

E. _____.

F. _____.

Answer: ([SHOW ANSWER](#))

Reference:

<https://docs.microsoft.com/en-us/microsoftteams/teams-policies>

NEW QUESTION: 121

_____ 5

_____ Teams _____ Teams _____ Teams _____

_____.

Answer:

See the solution in the explanation below:

Explanation

To prevent incoming Teams call notifications when users are already on a Teams call or in a Teams meeting, you can use the Teams admin center to enable the Mute notifications during meetings and calls option. This option will suppress the incoming call notifications without rejecting the call. The caller will still hear the ringing tone and the callee can still answer the call from the Teams app or the taskbar. Here are the steps to enable this option:

Sign in to the Teams admin center with your Microsoft 365 username and password.

In the left navigation, go to Teams > Teams update policies.

Select an existing policy or create a new one by clicking Add.

MS-700-KR □□ □□□ □□□□□ □□ DumpTop □□ □□□□ □□□ MS-700-KR □□!
DumpTop □ □□ **MS-700-KR** □□ □□□ □□□□□□, DumpTop MS-700-KR □□ □□□
□□□□□□□□ □□□ □□□□□□□□. □□□□ □□□ □□□□ □□ DumpTop MS-700-
KR □□□ □□□□□. <https://www.dumptop.com/Microsoft/MS-700-KR-dump.html> (408
Q&As Dumps, **30%OFF** Special Discount: **KrDump**)