

Microsoft.MS-700-KR.v2023-12-22.q101

□□□□:	MS-700-KR
□□□□:	Managing Microsoft Teams (MS-700 Korean Version)
□□□:	Microsoft
□□ □□ □□□:	101
□□:	v2023-12-22
# □□ □:	690
# □□ □□□:	1010
https://www.krdump.com/Microsoft.MS-700-KR.v2023-12-22.q101.html	

NEW QUESTION: 1

□□ Microsoft Teams □□□□ □□ □□ □□□□ □□□□ Microsoft 365 E5 □□□ □□□□. □□ □□ □□□ □□□□□ □□ □□□□ □□□□ □□□. □□□□ □□ □□□ □□ □□ □□□□ □□□□ □□ □□□□ □□□□□. FIFO(□□□□) □□□ □□ □□□□□□ □□□ □□□□□□. □□ □ □□□□ □□□□ □□□□? □ □□□ □□□□ □□□ □□□□□. □□: □ □□□ □□□ 1□□ □□□ □□□□.

- A. □ □□ □□
- B. □□ □□□
- C. □□ □□□ □□
- D. □□ □ □□
- E. □□ □□
- F. □□ □□

Answer: B,E (LEAVE A REPLY)

Reference:

<https://docs.microsoft.com/en-us/microsoftteams/create-a-phone-system-call-queue>

<https://docs.microsoft.com/en-us/microsoftteams/plan-auto-attendant-call-queue>

NEW QUESTION: 2

□□: □ □□□ □□□ □□□□□ □□□□ □□□ □□ □ □□□□□. □□□□ □ □□□□ □ □□ □□□ □□□ □ □□ □□□ □□□□ □□□□ □□□□ □□□□. □□ □□ □□□□ □□ □□□ □□□□ □□ □ □□□ □□ □ □□□ □□ □□ □□□□ □□□ □□□□ □□ □ □□□□. □□□□ □□□ □□ □□□ □□ □□□□ □□□ □ □□□□. □□□□□ □□□ □□□ □□ □□□ □□□□ □□□ □□□□ □□□□ □□□□. □□□ Microsoft 365 □□□ VDI(□□ □□□□ □□□) □□□□ □□□□. □□□ Microsoft Teams □□□□□ □□□ Teams □□ □□ □□□ □□□□ □□□□. Microsoft Teams □ MSI(Microsoft Installer) □□□□ VDI □□□□ □□□□□.

Caller ID policies:	<input type="text"/>	▼
	0	
	1	
	2	
Call park policies:	<input type="text"/>	▼
	0	
	1	
	2	
Calling policies:	<input type="text"/>	▼
	0	
	1	
	2	

NEW QUESTION: 6

□□□□ 200□□ Microsoft Teams □□□□ 20□□ □□ □□□ Microsoft 365 □□□ □□□□. □□ □□ □□□□ □□□ □□□□□□. □□ □□□□ □□ □ □□□ □□□ □□ □□□. □□□ □□ □□□?

- A. PowerShell□□ Set-Team cmdlet□ □□□□□.
- B. Microsoft Teams □□ □□□□ Teams □□□ □□□□□.
- C. PowerShell□□ Add-AzureADMSLifecyclePolicyGroup cmdlet□ □□□□□.
- D. Azure Active Directory □□ □□□□ □□ □□ □□□ □□□□□.

Answer: (SHOW ANSWER)

<https://techcommunity.microsoft.com/t5/microsoft-teams/a-team-without-an-owner-notification/m-p/1392209#M58518>

NEW QUESTION: 7

□□: □ □□□ □□□ □□□□□ □□□□ □□□ □□ □ □□□□□. □□□□ □ □□□□ □ □□ □□□ □□□ □ □□ □□□ □□□□ □□□□ □□□□. □□ □□ □□□□ □□ □□□ □□□□ □□ □ □□□ □□ □ □□□ □□ □□ □□□□ □□ □ □□□□. □□□□ □□□ □□□ □□ □□□□ □□□□ □□□ □ □□□□. □□□□ □□□□ □□□□. □□□ Microsoft 365 □□□ □□□□. □□□ □□□□ □□□□ □□ □□□□ Microsoft Teams□□ □□□ □ □□□ □□□ □□□ □□□□□.

Microsoft Teams meeting policies are defined in XML files. These files are stored in the Microsoft 365 admin center.

Microsoft Teams meeting policies are defined in XML files. These files are stored in the Microsoft 365 admin center.

Microsoft Teams meeting policies are defined in XML files. These files are stored in the Microsoft 365 admin center.

Microsoft Teams meeting policies are defined in XML files. These files are stored in the Microsoft 365 admin center.

Microsoft Teams meeting policies are defined in XML files. These files are stored in the Microsoft 365 admin center.

A. XML

B. JSON

Answer: (SHOW ANSWER)

<https://docs.microsoft.com/en-us/microsoftteams/meeting-policies-in-teams>

NEW QUESTION: 8

Microsoft 365 meeting policies are defined in XML files. These files are stored in the Microsoft 365 admin center.

Microsoft Teams meeting policies are defined in XML files. These files are stored in the Microsoft 365 admin center.

Microsoft Teams meeting policies are defined in XML files. These files are stored in the Microsoft 365 admin center.

```
<SkypeSettings>
  <CoordinatedMeetings enabled="true">
    <Settings>
      <Audio default="true" enabled="true"/>
      <Video default="true" enabled="true"/>
      <Whiteboard default="false" enabled="false"/>
    </Settings>
    <TrustedAccounts>account1@contoso.com</TrustedAccounts>
  </CoordinatedMeetings>
</SkypeSettings>
```

You have the following configuration file for the Surface Hub:

```
<SurfaceHubSettings>
  <BluetoothAdvertisementEnabled>true</BluetoothAdvertisementEnabled>
  <AutoAcceptProximateMeetingInvitations>true</AutoAcceptProximateMeetingInvitations>
  <CoordinatedMeetings enabled="true">
    <TrustedAccounts>account2@contoso.com</TrustedAccounts>
    <Settings>
      <Audio default="false" enabled="false" />
      <Video default="false" enabled="true" />
    </Settings>
  </CoordinatedMeetings>
</SurfaceHubSettings>
```



Microsoft Teams meeting policies are defined in XML files. These files are stored in the Microsoft 365 admin center.

Sales SharePoint Microsoft Teams
 .
 .

:
 ?

- A.
- B.

Answer: (SHOW ANSWER)

Reference:

<https://techcommunity.microsoft.com/t5/microsoft-sharepoint-blog/what-is-modern-sharepoint-and-why-should-i-care/ba-p/161941>

NEW QUESTION: 11

Microsoft 365 E5
 .
 .

?

- A.
- B.
- C.
- D. Teams

Answer: A (LEAVE A REPLY)

Reference:

<https://docs.microsoft.com/en-us/microsoftteams/teams-analytics-and-reports/teams-usage-report>

NEW QUESTION: 12

IP
 ?

- A. 1
- B. 3
- C. 4
- D. 2

Answer: D (LEAVE A REPLY)

NEW QUESTION: 13

10
 5,000
 Microsoft Teams

Answer Area



User1

Reset password Block sign-in Delete user



Microsoft Excel Advanced Analytics

Office 365 E5



Microsoft Forms (Plan E5)

Office 365 E5



Microsoft Information Governance

Office 365 E5



Microsoft Kaizala Pro

Office 365 E5



Microsoft MyAnalytics (Full)

Office 365 E5



Microsoft Planner

Office 365 E5



Microsoft Records Management

Office 365 E5

Microsoft Search



Office 365 E5

This app is assigned at the organization level. It can't be assigned per user.



Microsoft StaffHub

Office 365 E5



Microsoft Stream for O365 E5 SKU

Office 365 E5



Microsoft Teams

Office 365 E5

Save changes



Answer:

Answer Area



User1

Reset password

Block sign-in

Delete user



Microsoft Excel Advanced Analytics

Office 365 E5



Microsoft Forms (Plan E5)

Office 365 E5



Microsoft Information Governance

Office 365 E5



Microsoft Kaizala Pro

Office 365 E5



Microsoft MyAnalytics (Full)

Office 365 E5



Microsoft Planner

Office 365 E5



Microsoft Records Management

Office 365 E5

Microsoft Search



Office 365 E5

This app is assigned at the organization level. It can't be assigned per user.



Microsoft StaffHub

Office 365 E5



Microsoft Stream for O365 E5 SKU

Office 365 E5



Microsoft Teams

Office 365 E5

Save changes

Reference:

<https://docs.microsoft.com/en-us/microsoftteams/use-advisor-teams-roll-out>

Answer: (SHOW ANSWER)

Reference:

<https://docs.microsoft.com/en-us/microsoftteams/meeting-policies-in-teams>

NEW QUESTION: 19

□□□ Microsoft 365 □□□ □□□□.
□□□ □□□□ □□□ □□□□.
□□□ □□□□ 500□□ □□□□ □□ □ □□□□ □□□.
□□ □□□□ □□□ □□□ □□□ □ □□□ □□□□ □□□.
□□□ □□ □□□?

- A. □□ □□□□ □□□□ □ □□□□ □□□ □□□□ □□□□□.
- B. □□ □□□ □□□ □□ □ □□□□□ □□□□□.
- C. □□ □□□ □□□ □ □ □□□□ □□□□□.
- D. □□ □□□ □□□□ □ □□□□□ □□□ □□□□□.

Answer: B (LEAVE A REPLY)

<https://docs.microsoft.com/en-us/microsoftteams/assign-change-emergency-location-user>

NEW QUESTION: 20

□□□□:



□□□□ □□□□ □□ □□□□ □ □ □□□ □□ □□□.
□□□ □□ □□□?

- A. PowerShell□□ Teams □□□ □□□□□.
- B. Microsoft Teams □□ □□□□ □□□ □□□ □□□□□.
- C. PowerShell□□ □ □□□□ □□□□□.
- D. Microsoft Teams □□ □□□□. □ □□□□ □□□□□.

Answer: B (LEAVE A REPLY)

NEW QUESTION: 21

□□□ Microsoft Office 365 □□□ □□□□.
□□ □□□□ @adatum.com□□□□ □□□ □□□□ □□□□□.

□□□ □□□ □□□□ □□□ □□□ □□□ □□□□. (□□□ □□□ □□ □□□□ □.)

The screenshot shows the Microsoft Teams Admin Center interface. On the left is a dark blue navigation sidebar with icons and labels for various settings categories: Dashboard, Teams, Devices, Locations, Users, Meetings, Messaging policies, Teams app, Voice, Analytics & reports, Assignments, Org-wide settings, External access, Guest access (highlighted), Teams settings, Teams upgrade, Network planner, Legacy portal, Call quality dashboard, and Firstline Worker configuration. The main content area is titled 'Guest access' and includes a brief description: 'Guest access in Teams lets people outside your organization access teams and channels. You can use the settings below to control which features guest users can or can't use. Learn more'. Below this are several sections with toggle controls: 'Allow guest access in Teams' (On), 'Calling' (Manage calling specific controls for guest users), 'Make private calls' (On), 'Meeting' (Turn on or turn off settings for guests in meetings), 'Allow IP video' (On), 'Screen sharing mode' (Disabled), 'Allow Meet Now' (On), 'Messaging' (Turn on or turn off settings for guests in chats or channel conversations), 'Edit sent messages' (On), 'Delete sent messages' (On), 'Chat' (On), 'Use Giphys in conversations' (Off), 'Giphy content rating' (Strict), 'Use Memes in conversations' (On), 'Use Stickers in conversations' (Off), and 'Allow immersive reader for viewing messages' (On). At the bottom of the settings area are 'Save' and 'Discard' buttons. A large, semi-transparent watermark 'Krdump.com' is overlaid across the center of the page.

□□ □□ □□□□ □□□ □□ □□ □□□ □□□□. (□□ □□ □□ □□□□□.)

Content sharing Microsoft

Content sharing settings let you control the different types of content that can be used during Teams meetings that are held in your organization. [Learn more](#)

Screen sharing mode	Entire screen
Allow a participant to give or request control	<input checked="" type="checkbox"/> On
Allow an external participant to give or request control	<input type="checkbox"/> Off
Allow PowerPoint sharing	<input checked="" type="checkbox"/> On
Allow whiteboard	<input checked="" type="checkbox"/> On
Allow shared notes	<input checked="" type="checkbox"/> On

□□ □ □□□ □□ □□□ □□□ □□ □□□□□□. □□□ □□□ □□□□ □□□□□. □□: □ □□□ □□□ 1□□ □□□ □□□□.

Statements	Yes	No
Users at your company can share their screen with guest users during meetings.	<input type="radio"/>	<input type="radio"/>
Users at your company can add users from a company that uses an email domain of fabrikam.com to teams.	<input type="radio"/>	<input type="radio"/>
Users at your company can add users from a company that uses an email domain of contoso.com to teams.	<input type="radio"/>	<input type="radio"/>

Answer:

Microsoft 365 E5 includes Microsoft Teams, Wiki, Planner, and other apps. IT users in the company's IT department must have early access to the unreleased features of Microsoft Teams.

Settings	Answer Area
App setup policies	All new teams must include the wiki and planner apps: <input type="text" value="Setting"/>
Teams policies	Users in specific groups must be prevented from creating private channels: <input type="text" value="Setting"/>
Team templates	
Update policies	Only users in the company's IT department must have early access to the unreleased features of Microsoft Teams: <input type="text" value="Setting"/>

Answer:

Settings	Answer Area
App setup policies	All new teams must include the wiki and planner apps: <input type="text" value="App setup policies"/>
Teams policies	Users in specific groups must be prevented from creating private channels: <input type="text" value="Teams policies"/>
Team templates	
Update policies	Only users in the company's IT department must have early access to the unreleased features of Microsoft Teams: <input type="text" value="Update policies"/>

Reference:

<https://docs.microsoft.com/en-us/microsoftteams/teams-app-setup-policies>

<https://docs.microsoft.com/en-us/microsoftteams/teams-policies>

<https://docs.microsoft.com/en-us/microsoftteams/public-preview-doc-updates>

MS-700-KR DumpTop MS-700-KR!
 DumpTop MS-700-KR, DumpTop MS-700-KR
 DumpTop MS-700-KR
<https://www.dumptop.com/Microsoft/MS-700-KR-dump.html> (408
 Q&As Dumps, **30%OFF** Special Discount: **KrDump**)

NEW QUESTION: 32

Microsoft Teams Microsoft 365 .

Name	Role
Admin1	Teams Administrator
User1	User
User2	User
User3	User
User4	User
User5	User

Sales .

Name	Privacy	Role	Members
Sales	Private	Owner	User1
		Member	User2
		Member	User3
		Member	User4

.

Name	Type	Owner	Members
Planning	Standard	User1	User2 User3 User4
Budget	Private	User2	User3 User4

.

: 1 .

Statements	Yes	No
User1 can see the membership list of the Budgets channel.	<input type="radio"/>	<input type="radio"/>
User2 can add User5 as a member of the Budgets channel.	<input type="radio"/>	<input type="radio"/>
Admin1 can convert Planning into a private channel.	<input type="radio"/>	<input type="radio"/>

Answer:

Statements



Microsoft

Yes

No

User1 can see the membership list of the Budgets channel.

User2 can add User5 as a member of the Budgets channel.

Admin1 can convert Planning into a private channel.

Reference:

<https://www.spguides.com/create-a-private-channel-in-microsoft-teams/>

https://docs.microsoft.com/en-us/microsoftteams/private-channels?WT.mc_id=M365-MVP-5002973

NEW QUESTION: 33

Microsoft 365 contoso.com

Microsoft 365 contoso.com

@fabrikam.com

A. Microsoft Exchange Online

B.

C.

D. Azure Active Directory

Answer: C (LEAVE A REPLY)

NEW QUESTION: 34

Microsoft Teams Microsoft 365

Teams TCP UDP

Microsoft

A.

B.

C.

D.

Answer: C (LEAVE A REPLY)

According to the Microsoft documentation³, you can use Endpoint Reports in the Microsoft Call Quality Dashboard (CQD) to identify whether Teams calls use TCP or UDP. Endpoint Reports show information about the devices and networks used in Teams calls and meetings, such as

device name, manufacturer, model, OS version, network type, IP address, and transport protocol (TCP or UDP).

To access Endpoint Reports in CQD, you need to follow these steps:

Sign in to CQD with your admin account.

In the left navigation pane, select Reports > Endpoint.

In the report list page, select one of the predefined endpoint reports, such as Endpoint by Manufacturer or Endpoint by Network Type.

In the report details page, you can see various metrics and filters for the selected report. You can also customize the report by adding or removing dimensions and measures.

To see whether Teams calls use TCP or UDP, you need to add Transport Protocol as a dimension to the report. To do this, select Add dimension, and then select Transport Protocol from the drop-down list.

The report will show the distribution of TCP and UDP usage for Teams calls based on the selected report type.

NEW QUESTION: 35

- Microsoft 365 □□□ □□□□.
- IT □□ □□□□ □□□ □□□ □□ □ □□□ □□ □□□.
- □ □□ □□□ □□□□ □□□? □ □□□ □□□□ □□□ □□□□□.
- : □ □□□ □□□ 1□□ □□□ □□□□.
- A. □□□ □ □□□ □□□□□.
- B. IT □□□ □□□□ □□□ □□□□□.
- C. □□□ □□ □ □□□ □□□□.
- D. Sec-TeamsChannel cmdlet □ □□□□□.
- E. □□ □□□ □□□ □□□□□.
- F. □□□ □□ □□□ □□□ □□□□.

Answer: (SHOW ANSWER)

Reference:

<https://docs.microsoft.com/en-us/microsoftteams/teams-policies>

NEW QUESTION: 36

- Microsoft Skype for Business Online □ Microsoft Teams □ □□□□□.
- □□□□□ Skype Online □□□□ PSTN □□□ □□ □□ □ □□□□. Microsoft Teams □
- PSTN □□□□□ □□□□ □□□□.
- Skype Online □□□□ Microsoft Teams □ □□□□□□ □□□□□□.
- Teams □□□□□ □□□ Teams □□□□□ □□□□ □□□ □□ □□□□□. (Teams □□□
- □□ □□□□□.)

Teams upgrade

Teams upgrade lets you set up your upgrade experience from Skype for Business to Teams for your users. You can use the default settings or make changes to the coexistence mode and app preferences to fit your organizational needs. [Learn more](#)

Coexistence mode

Coexistence mode ⓘ

Skype for Business only

Notify Skype for Business users that an upgrade to Teams is available ⓘ

Off

App preferences

Preferred app for users to join Skype for Business meetings ⓘ

Skype for Business

Download the Teams app in the background for Skype for Business users ⓘ

On

Save

Discard

□□ □□ □□ □□ □□ □□ □□ □□ R&D □ HR(□□ □□) □□ □□ □□
TeamsUpgradePolicy□ □□□□□.

Department	Coexistence mode
R&D	TeamsOnly
HR	SfbWithTeamsCollabAndMeetings

□□ □ □□□ □□ □□□ □□ □□ □□□□□□. □□□ □□□ □□□□ □□□□□□.
□□: □ □□□ □□□ 1□□ □□□ □□□□□.

Statements	Yes	No
Users in the R&D department will not be able to join Skype for Business Online meetings.	<input type="radio"/>	<input type="radio"/>
Existing Skype for Business Online meetings scheduled by users in the HR department will migrate automatically to Microsoft Teams.	<input type="radio"/>	<input type="radio"/>
Users in the HR department will be able to make and receive PSTN calls by using Microsoft Teams.	<input type="radio"/>	<input type="radio"/>

Answer:

NEW QUESTION: 39

User1 is a Microsoft Office 365 administrator.

User1 is a Microsoft Teams administrator. User1 is a Microsoft Teams administrator. User1 is a Microsoft Teams administrator.

User1 is a Microsoft Teams administrator. User1 is a Microsoft Teams administrator. User1 is a Microsoft Teams administrator?

- A. Microsoft Teams administrator
- B. Microsoft Teams administrator
- C. Microsoft Teams administrator
- D. Microsoft Teams administrator

Answer: C (LEAVE A REPLY)

According to the Microsoft Teams documentation¹, to access the usage reports in the Teams admin center, you must be assigned one of the following roles:

Global administrator

Teams or Skype for Business administrator

Global reader (only tenant-level aggregate and no per-user or team data) To learn more about Teams admin roles and which reports each admin role can access, see Use Teams administrator roles to manage Teams².

Therefore, based on this information, the correct answer is C. Teams Administrator. This role has the minimum privilege required to view usage reports in the Teams admin center.

NEW QUESTION: 40

User1 is a Microsoft Office 365 E5 administrator. User1 is a Microsoft Office 365 E5 administrator. User1 is a Microsoft Office 365 E5 administrator.

User1 is a Microsoft Office 365 E5 administrator. User1 is a Microsoft Office 365 E5 administrator. User1 is a Microsoft Office 365 E5 administrator.

User1 is a Microsoft Office 365 E5 administrator. User1 is a Microsoft Office 365 E5 administrator. User1 is a Microsoft Office 365 E5 administrator.

User1 is a Microsoft Office 365 E5 administrator. User1 is a Microsoft Office 365 E5 administrator. User1 is a Microsoft Office 365 E5 administrator.

User1 is a Microsoft Office 365 E5 administrator. User1 is a Microsoft Office 365 E5 administrator. User1 is a Microsoft Office 365 E5 administrator.

User1 is a Microsoft Office 365 E5 administrator. User1 is a Microsoft Office 365 E5 administrator. User1 is a Microsoft Office 365 E5 administrator.

User1 is a Microsoft Office 365 E5 administrator. User1 is a Microsoft Office 365 E5 administrator. User1 is a Microsoft Office 365 E5 administrator?

- A. Microsoft Teams administrator
- B. Azure Active Directory administrator
- C. Microsoft Teams administrator
- D. Microsoft 365 administrator

Answer: B (LEAVE A REPLY)

Reference:

<https://docs.microsoft.com/en-us/microsoftteams/dynamic-memberships>

<https://docs.microsoft.com/en-us/azure/active-directory/users-groups-roles/groups-change-type>

NEW QUESTION: 41

User1 is a Microsoft Office 365 administrator. User1 is a Microsoft Office 365 administrator. User1 is a Microsoft Office 365 administrator. User1 is a Microsoft Office 365 administrator. User1 is a Microsoft Office 365 administrator.

□ □□□ □□□ □□ □□□ □□ □□□□ □□□ □ □□□□. □□□□□ □□□ □□□ □□ □□□ □□□□ □□□□.

□□□ Microsoft 365 □□□ VDI(□□ □□□□ □□□) □□□□ □□□□.

□□□ Microsoft Teams □□□□□ □□□ Teams □□ □□ □□□ □□□□ □□□□.

Microsoft Teams□ MSI(Microsoft Installer) □□□□ VDI □□□□ □□□□□.

□ □ □ VDI □□□ □□□□ □□□ □□□□□□□□ □ □□ □□□ Microsoft Teams □□□ □ □□ □□□□□□.

VDI □□□ □□□□ □□□ Microsoft Teams □□□ □□□ □ □□□ □□□□ □□□.

□□ □□: Get-WUInstall cmdlet□ □□□□ -AcceptAll □□ □□□ □□□□□.

□□□ □□□ □□□□□?

A. □

B. □□□

Answer: B (LEAVE A REPLY)

Reference:

<https://docs.microsoft.com/en-us/microsoftteams/teams-client-update>

<https://docs.microsoft.com/en-us/microsoftteams/teams-for-vdi#install-teams-on-vdi>

NEW QUESTION: 42

Microsoft Teams□ □□□□ Microsoft 365 E5 □□□ □□□□.

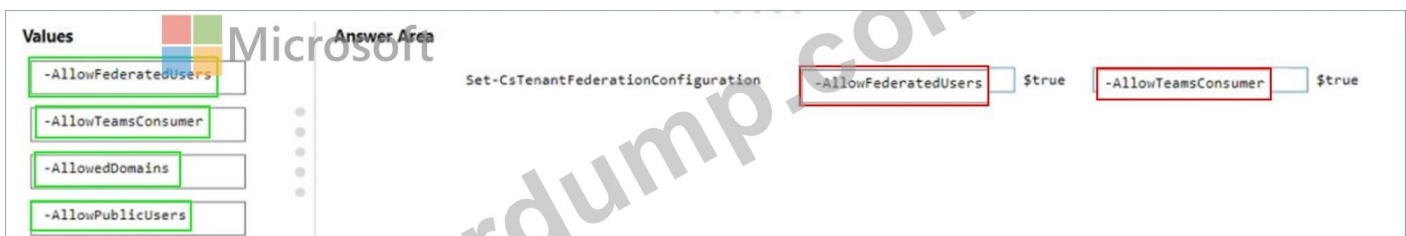
□□□ □□□□ □□□□ □□□ Teams□ □□□□ □□ □□□□ □□□ □ □□□ □□□□ □□□.

PowerShell cmdlet□ □□□ □□□□ □□□? □□□□□ □□□ □□ □□□ □□□□ □□□ □□□□. □ □□ □ □, □ □ □□ □□□□□ □□ □□□□ □□ □ □□□□. □□□□ □□□ □ □□□ □□ □□□ □□□ □□□□□ □ □ □□□□.

□□: □ □□□ □□□ 1□□ □□□ □□□□.



Answer:



NEW QUESTION: 43

Microsoft Teams□ □□□□ Microsoft 365 □□□ □□□□.

□□□ □□□□ □□□.

Customer Support□□ □□ □□□ □□□ □□□□.

iOS Teams reports.

Which reports are available for iOS Teams? Select all that apply.



Answer:



NEW QUESTION: 44

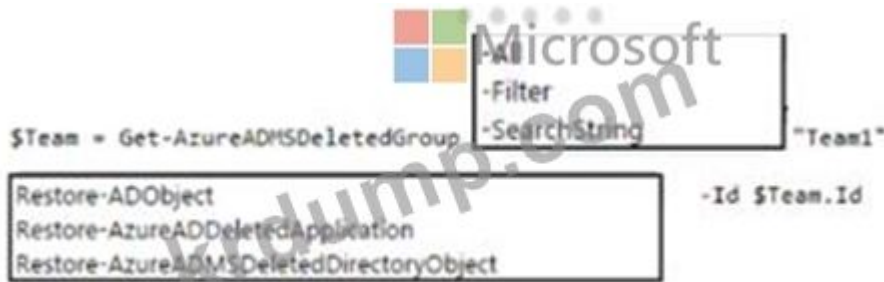
Team1 is a Microsoft Teams group.

Team1 has been deleted.

Team1 is a Microsoft Teams group.

PowerShell cmdlets are used to restore Team1. Which cmdlets should be used?

Select all that apply.



Answer:



Reference:

<https://morgantechspace.com/2018/04/recover-deleted-office-365-groups-using-powershell.html>

NEW QUESTION: 45

□□□ Microsoft Teams □□ □□ □□□ □□□ Microsoft 365 □□□ □□□□.
□□ □□ □□□ □□ □□□ □□ □□ □□□ □□□□□□□.
□□ □□ □□□ □□ □□□ □□□□ □□□.
□□ □□□ □□□ □□□□ □□□?

- A. □□ □□ □□ □□
- B. □□
- C. □□
- D. □□□□□□□ 365

Answer: D (LEAVE A REPLY)

Reference:

<https://docs.microsoft.com/en-us/microsoftteams/create-a-phone-system-auto-attendant>

NEW QUESTION: 46

□□□□□□ Microsoft 365 □□□ □□□□□ □□□□□ Active Directory □□□□ □□□□
□□□□.
Microsoft Teams □□□□□□□ Sales□□ □ □□ □□□□.
□□ □□ □□ □□□ □□ □□□□ □□□□□ □□ □□□. □□□□ □□ □□□ □□□ □□
□□□ □□ □□□□ □□□□□ □□ □□□.
□□ □□□ □□□□ □□□□□ □□ □□□ □□□□ □□□?

- A. Active Directory □□□ □ □□□
- B. Microsoft 365 □□ □□
- C. Azure AD □□
- D. Azure Active Directory □□ □□

Answer: D (LEAVE A REPLY)

Reference:

<https://docs.microsoft.com/en-us/microsoftteams/dynamic-memberships>

<https://docs.microsoft.com/en-us/azure/active-directory/users-groups-roles/groups-change-type>

MS-700-KR □□ □□□ □□□□□ □□ DumpTop □□ □□□□ □□□ MS-700-KR □□!
 DumpTop □ □□ **MS-700-KR** □□ □□□ □□□□□□, DumpTop MS-700-KR □□ □□□
 □□□□□□□□ □□□ □□□□□□□□. □□□□ □□□ □□□□ □□ DumpTop MS-700-
 KR □□□ □□□□□. <https://www.dumptop.com/Microsoft/MS-700-KR-dump.html> (408
 Q&As Dumps, **30%OFF Special Discount: KrDump**)

NEW QUESTION: 47

100□□ □□□□ □□□□ □□ □□□□□ □□□ □□□□□ □□□ □□□□□.
□□□ □□□□□ Microsoft □□ □□□ □□□□□.
□□□□ PSTN□ □□ □□□ □□□ □ □□□ □□□□ □□□.

□□ cmdlet □ □□□ □□□?

- A. □□-AzureADUserLicense, □□-CSUser □ □□-AzureADUser
- B. Grant-CsOnlineVoiceRoutingPolicy, Set-CsOnlineVoiceUser □ Set-CSUser
- C. Set-AzureADUser, Grant-CsOnlineVoiceRoutingPolicy □ Set-CsOnlineVoiceUser
- D. □□-AzureADUserLicense, □□-CsOnlineVoiceUser □ □□-CSUser

Answer: D (LEAVE A REPLY)

A Microsoft Calling plan requires an additional license. The three cmdlets in this answer assign a phone system license to the user, assigns a phone number to the user and enables the user for Enterprise Voice.

Reference:

<https://docs.microsoft.com/en-us/microsoftteams/calling-plans-for-office-365>

<https://docs.microsoft.com/en-us/microsoftteams/set-up-calling-plans>

NEW QUESTION: 48

□□ □□ □□□ □□□□□ □□ □□ □□□□ □□□ □□□ □□□□ □□□.

□ □□□□ □□ □□□ □□ □□□?

- A. Microsoft Teams □□ □□□□ Microsoft Teams □□□□□ □□□ Teams □□ □□ □ □□ □□ □□□ □□ □□□□□ Skype □ □□□□□.
- B. PowerShell □□ Grant-CsTeamsUpgradePolicy -PolicyName SfBWithTeamsCollab cmdlet □ □□□□□.
- C. PowerShell □□ Grant-CsTeamsUpgradePolicy -PolicyName Islands cmdlet □ □□□□□.
- D. Microsoft Teams □□ □□□□ Microsoft Teams □□□□□ □□□ □□□□□ Skype □□ □□□ □□□□□.

Answer: A (LEAVE A REPLY)

Reference:

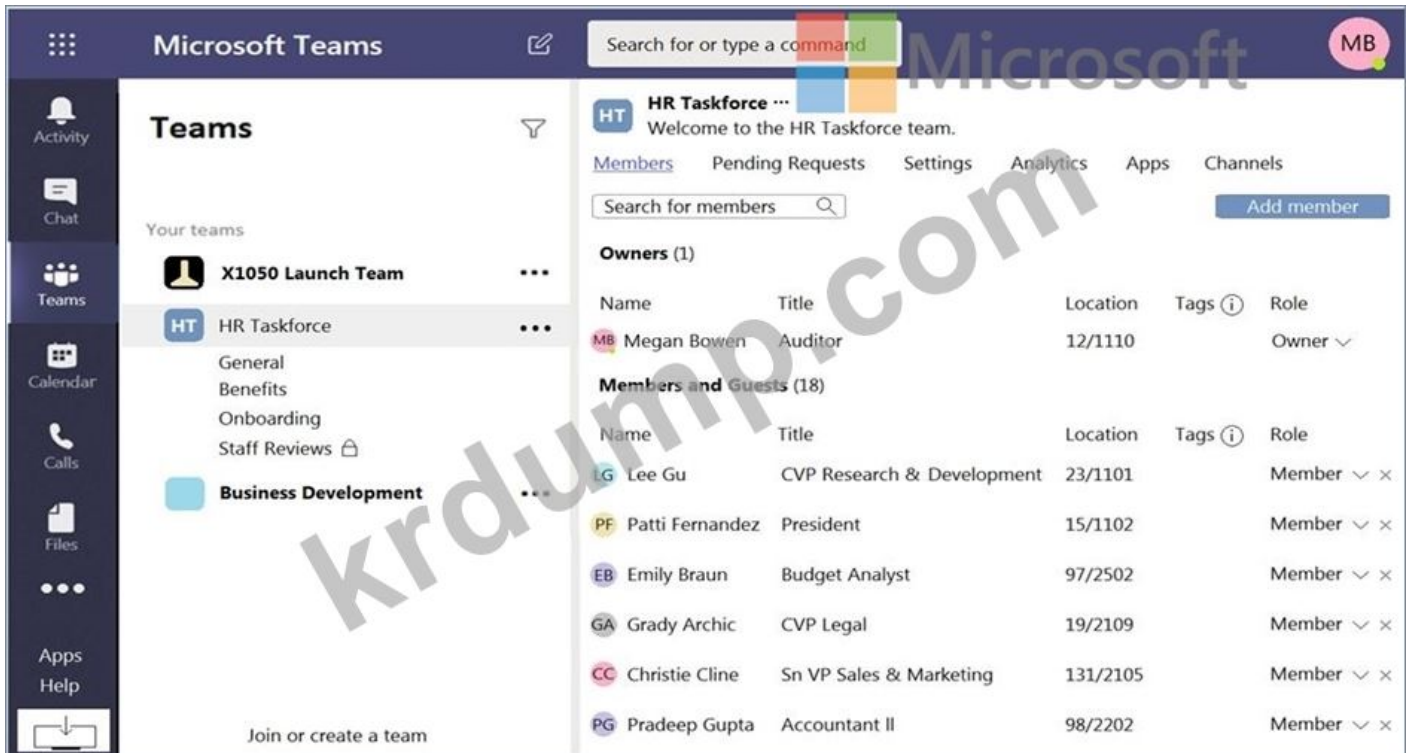
<https://docs.microsoft.com/en-us/microsoftteams/teams-and-skypeforbusiness-coexistence-andinteroperability>

NEW QUESTION: 49

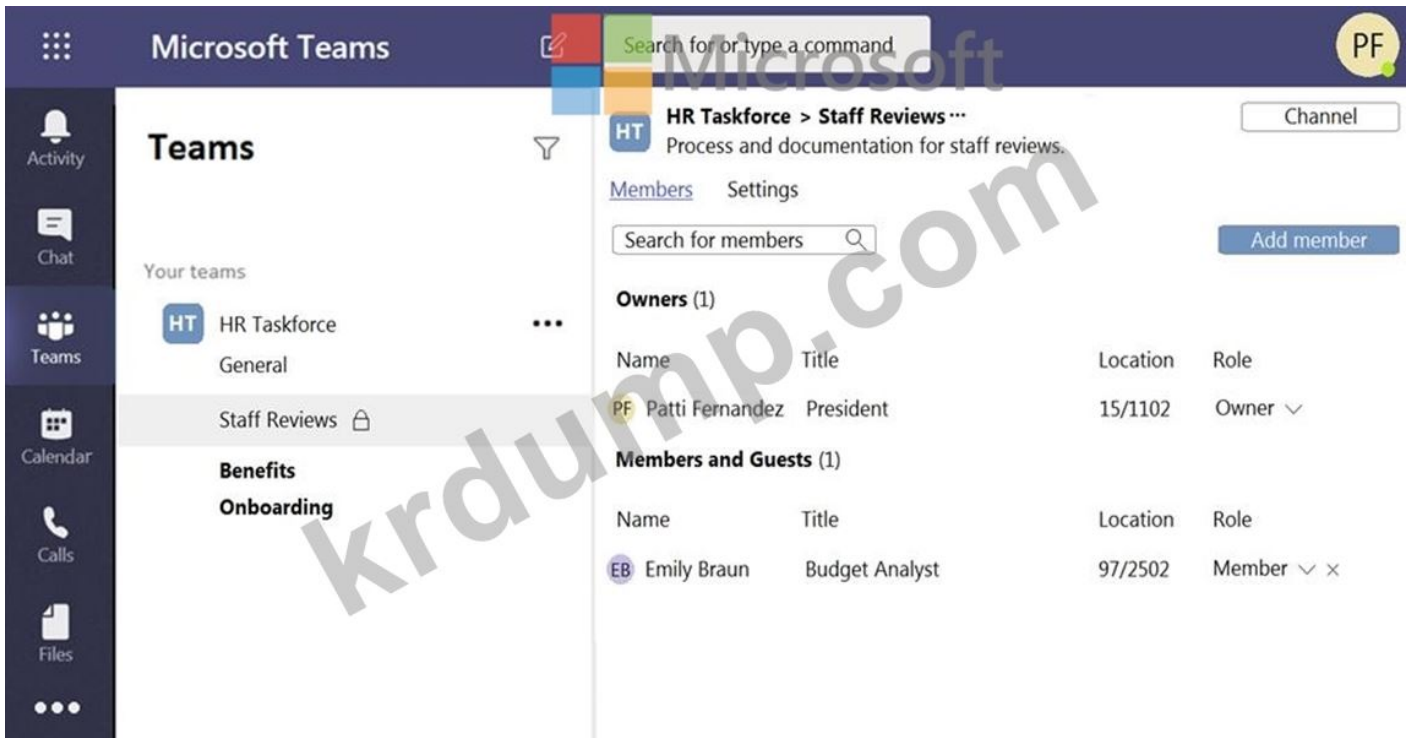
□□□□ HR Taskforce □□ □□ □□□ Microsoft Teams □□□ □□□□. HR Taskforce □ □□ □□ HR Taskforce □□□□ □□□□□.



Staff Reviews □□ □□□ □□□ □□□□ □□□□ □□□□ □□□□□.



Staff Reviews □□□ □□□ □□ □□□□ □□□□□.



□□ □ □□□ □□ □□□ □□□ □□ □□□□□□. □□□ □□□ □□□□ □□□□□□.
 □□: □ □□□ □□□ 1□□ □□□ □□□□.

Statements	Yes	No
A user named Megan Bowen can view the name, description, and owner of the Staff Reviews channel.	<input type="radio"/>	<input type="radio"/>
A user named Megan Bowen can open the Staff Reviews Q4.docx file.	<input type="radio"/>	<input type="radio"/>
A user named Megan Bowen can add new members to the Staff Reviews channel.	<input type="radio"/>	<input type="radio"/>

Answer:

Statements	Yes	No
A user named Megan Bowen can view the name, description, and owner of the Staff Reviews channel.	<input checked="" type="radio"/>	<input type="radio"/>
A user named Megan Bowen can open the Staff Reviews Q4.docx file.	<input type="radio"/>	<input checked="" type="radio"/>
A user named Megan Bowen can add new members to the Staff Reviews channel.	<input type="radio"/>	<input checked="" type="radio"/>

Reference:

<https://docs.microsoft.com/en-us/microsoftteams/private-channels>

NEW QUESTION: 50

example, to modify the location for a user number by using PowerShell, you can use the Set-CsOnlineVoiceUser cmdlet with the -LocationID parameter2.

Topic 2, Contoso, Ltd

To start the case study

To display the first question in this case study, click the Next button. Use the buttons in the left pane to explore the content of the case study before you answer the questions. Clicking these buttons displays information such as business requirement, existing environment, and problem statements. If the case study has an All Information tab, note that the information displayed is identical to the information displayed on the subsequent tabs. When you are ready to answer a question, click the Question button to return to the question.

Overview

Contoso, Ltd. is a pharmaceutical company that has 3,000 users in offices across North America.

Existing Environment

Active Directory

The network contains an on-premises Active Directory domain. All user accounts are in departmental organizational units (OUs).

Microsoft Office 365

All users are assigned a Microsoft Office 365 E5 license and are enabled for the following services:

Microsoft Yammer

Microsoft Exchange Online

Microsoft SharePoint Online

Microsoft OneDrive for Business

Azure Active Directory (Azure AD)

Azure AD

dynamic group membership

Microsoft Skype for Business

Contoso has an on-premises deployment of Microsoft Skype for Business Server 2015. All the latest cumulative updates are installed on all the servers. The following services are used in Skype for Business Server 2015:

Meetings

PSTN calling

Instant messaging (IM)

Federation to external companies

Departments

Contoso has the following departments:

IT

Sales

Human resources (HR)

Research and deployment (R&D)

All groups are created by using dynamic group membership that use the department attribute.

Requirements

Business goals

Contoso identifies the following business goals:

Migrate the maximum number of users to Microsoft Teams.

Minimize administrative effort.

Device Requirements

Contoso identifies the following device requirements:

Replace Skype for Business IP phones with Microsoft Teams phones.

All Microsoft Teams phones must be set to lock automatically after 60 seconds.

Meeting and Live Event Requirements

Contoso identifies the following meeting and live event requirements:

Requirement1: Guest users must be able to join live events.

Requirement2: Guest users must always wait in a meeting lobby.

Requirement3: Contoso users must always bypass the meeting lobby when they join by using the Microsoft Teams client.

Requirement4: After the upgrade to Microsoft Teams, all meetings must be scheduled by using Microsoft Teams.

Calling Requirements

Contoso identifies the following calling requirements:

Migrate all existing auto attendants and response groups to Office 365.

Minimize the on-premises PSTN infrastructure.

Technical Requirements

Guest users must be prevented from making private calls.

Security Requirements

Contoso has the following security requirements for the Microsoft Teams deployment:

The number of ports allowed on the company's firewall must be limited.

Team names must be prevented from containing the name of any products produced by Contoso.

Users in the R&D group must be prevented from sending chat messages to users in other departments.

To meet the company's compliance policy, users in the sales department must continue to use on-premises Skype for Business for IM and calling only.

Pilot Project

Contoso begins a pilot project for the upgrade to Microsoft Teams.

You identify the following issues during the pilot project:

Microsoft Teams users report that they often receive continuous notifications from the Microsoft Teams client for 20 minutes.

Two pilot users in the HR department report that they are not members of the HR team.

NEW QUESTION: 54

Microsoft 365 .

□□□ □□□□ Microsoft Teams□□ □□ □□ Microsoft OneNote□ □□□□ □ □□□ □□□□ □□. □□□ □□□□ □□, □□ □ □□□ □□□□ □ □□□□.

□□□ □□□□ Microsoft Teams□□ □□ □ OneNote□ □□□□ □ □□□ □□□□ □□□. □□□ □□ □□ □□□ □□□□ □□□□ □□□?

- A. □□□□□ Microsoft OneDrive
- B. □□□□□□□ □□
- C. □□□□□□□ □□.
- D. □□□□□□□ □□□□□ □□□

Answer: D ([LEAVE A REPLY](#))

NEW QUESTION: 55

□□□□ Teams□ □□□□□.

□□□ □□ □□ □□□□.

* □□

* □□□□ □□

* □□ □□

□ □□□ □□ □□□□□.



Answer:




Emergency call routing policies \ Global

Global

Add a friendly description so you know why it was created

Dynamic emergency calling ⓘ Off



Emergency numbers are phone numbers that users can dial in the case of an emergency such as 911, 999, or 112.

You don't have any emergency numbers yet.

[Add](#)

[Save](#) [Cancel](#)

□□□□ □□□□□ □□□□ □□□□ □□□□ □□□ □□ □□□□□. (□□□□ □□□□ □□ □□□□□.)

Network topology

You can use network topology to define the network regions, sites, and subnets that are used to determine the emergency call routing and calling policies that are to be used for a given location. [Learn more](#)

Network topology summary

1 Network site 0 Trusted IPs

Network sites Trusted IPs

+ Add Edit Delete | 1 Items

✓	Network site ↑	Description	Network region ⓘ	Location based routing ⓘ	Emergency calling policy ⓘ	Emergency call routing policy ⓘ	Subnet
	NAPT Office			Off	 Global (Org-wide default)	Global (Org-wide default)	1

□□ □ □□□ □□ □□□ □□□ □□ □□□□□□. □□□ □□□ □□□□ □□□□□. □□: □ □□□ □□□ 1□□ □□□ □□□□.

Statements	Yes	No
Calling Plan users will connect to emergency services when they dial an emergency number.	<input type="radio"/>	<input type="radio"/>
The Testing and Validation group will conference in to all emergency calls.	<input type="radio"/>	<input type="radio"/>
The NAPT Office site is assigned the appropriate policies to make emergency calls.	<input type="radio"/>	<input type="radio"/>

Answer:

Statements	Yes	No
Calling Plan users will connect to emergency services when they dial an emergency number.	<input checked="" type="radio"/>	<input type="radio"/>
The Testing and Validation group will conference in to all emergency calls.	<input type="radio"/>	<input checked="" type="radio"/>
The NAPT Office site is assigned the appropriate policies to make emergency calls.	<input checked="" type="radio"/>	<input type="radio"/>

Reference:

<https://docs.microsoft.com/en-us/microsoftteams/manage-emergency-calling-policies>

<https://docs.microsoft.com/en-us/microsoftteams/what-are-emergency-locations-addresses-and-call-routing>

NEW QUESTION: 57

Microsoft 365 groups have an expiration policy.

Which role is required to create an expiration policy for Microsoft 365 groups?

A. Global administrator

B. Groups administrator

C. Azure AD administrator

D. Microsoft Defender for Identity administrator

Answer: B (LEAVE A REPLY)

According to the Microsoft documentation¹, to create an expiration policy for Microsoft 365 groups, you need to have one of the following roles:

Global administrator

Groups administrator

User administrator

The Groups Administrator role allows you to manage all aspects of Microsoft 365 groups, including their settings, classifications, expiration policy, and naming policy². However, this role does not allow you to create an expiration policy for Microsoft 365 groups.

Therefore, based on this information, the correct answer is B. Request the Global Administrator role. This role has the highest level of permissions and can perform any administrative task in Microsoft 365³. Alternatively, you can request the User Administrator role, which can also create an expiration policy for Microsoft 365 groups¹.

NEW QUESTION: 58

□□□□ □□ □□□ □□□ □ □□□ □□□□.



Group1□ □□□□ □□□ □□□ □□ □ □□□ □□□□ □□□. □□□□ □□ □□ □□□ □ □□□ □□□.

□□ □□□ □□ □□□?

A. □□(□□ □□ □□□) □□□ □□□□ □□□ □□ □□□□ □□□ □□□□□.

B. □□□ □□ Teams □□□ □□□□□.

C. □ □□□□ □□□□.

D. □□ □□ □□□□ □□□□ □□□ Teams □□□ □□□□.

Answer: ([SHOW ANSWER](#))

NEW QUESTION: 59

□□□ Microsoft 365 □□□ □□□□.

User5□□ □□□□ Microsoft Teams□□ □□□ □ □□□□.

User5□ □□ Microsoft Teams □□□□□□ □□□□ □□□ □□□ □□□ □□□□ □□□□ □.

□□□ □□ □□□□ □□□□□ □□□ □□□ □ □□□□.

User5□ □□□ □□□ □ □□□ □□□□ □□□.

□□ □ □□ □□□ □□□□ □□□? □ □□□ □□□□ □□□ □□□□□.

□□: □ □□□ □□□ 1□□ □□□ □□□□.

A. User5□ SIP □□□ □□□□□.

B. Enterprise Voice□ □□ User5□ □□□□□□.

C. User5□ □□□ ID □□□ □□□□□.

D. □□ □□□ □□□□□ User5□□ □□□□□.

E. User5□□ □ □□ □□□ □□□□□.

Answer: B,D ([LEAVE A REPLY](#))

NEW QUESTION: 62

Q: A Microsoft 365 tenant has a Microsoft Teams team named Sales. The team is currently hidden from the Microsoft Teams app. The administrator wants to make the team visible to all users in the organization. Which action should the administrator take?

- A. Set the team's visibility to Public.
- B. Set the team's visibility to Private.
- C. Set the team's visibility to Hidden.
- D. Set the team's visibility to Hidden from the app.

Answer: A (LEAVE A REPLY)

Reference:

<https://docs.microsoft.com/en-us/microsoftteams/manage-discovery-of-private-teams#set-whether-existing-private-teams-are-discoverable>

NEW QUESTION: 63

Q: A Microsoft 365 tenant has a Microsoft Teams team named Sales. The team is currently hidden from the Microsoft Teams app. The administrator wants to make the team visible to all users in the organization. Which action should the administrator take?

A. Set the team's visibility to Public.

B. Set the team's visibility to Private.

C. Set the team's visibility to Hidden.

D. Set the team's visibility to Hidden from the app.

Answer: A (SHOW ANSWER)

NEW QUESTION: 64

Q: A Microsoft 365 tenant has a Microsoft Teams team named Sales. The team is currently hidden from the Microsoft Teams app. The administrator wants to make the team visible to all users in the organization. Which action should the administrator take?

A. Set the team's visibility to Public.

B. Set the team's visibility to Private.

C. Set the team's visibility to Hidden.

D. Set the team's visibility to Hidden from the app.

Auto attendants: ▼

0
1
2
3

Call queues: Microsoft ▼

0
1
2
3

Reference:

<https://docs.microsoft.com/en-us/microsoftteams/what-are-phone-system-auto-attendants>

<https://docs.microsoft.com/en-us/microsoftteams/create-a-phone-system-call-queue>

NEW QUESTION: 66

□□□ □□□□□□ □□ □□□□ □□□ □□ □□□ □□□□ □□ □□□□ □□□□ □□

□.

□ □□□□□ □□ □□□ □□□ □□□□ □□□? □□□□□ □□ □□□□ □□□ □□□ □

□□□□□.

□□: □ □□□ □□□ 1□□ □□□ □□□□.

User name	Tool	Role
Admin5	<input type="text"/> ▼	<input type="text"/> ▼
	Microsoft Call Quality Dashboard	Teams Communications Administrator
	Network Monitor	Teams Communications Support Engineer
	Network Planner	Teams Communications Support Specialist
	Network Testing Companion	
Admin6	<input type="text"/> ▼	<input type="text"/> ▼
	Microsoft Call Quality Dashboard	Teams Communications Administrator
	Network Monitor	Teams Communications Support Engineer
	Network Planner	Teams Communications Support Specialist
	Network Testing Companion	

Answer:

User name	Tool	Role
Admin5	<ul style="list-style-type: none"> Microsoft Call Quality Dashboard Network Monitor Network Planner Network Testing Companion 	<ul style="list-style-type: none"> Teams Communications Administrator Teams Communications Support Engineer Teams Communications Support Specialist
Admin6	<ul style="list-style-type: none"> Microsoft Call Quality Dashboard Network Monitor Network Planner Network Testing Companion 	<ul style="list-style-type: none"> Teams Communications Administrator Teams Communications Support Engineer Teams Communications Support Specialist

Reference:

<https://docs.microsoft.com/en-us/microsoftteams/network-planner>

<https://docs.microsoft.com/en-us/microsoftteams/difference-between-call-analytics-and-call-quality-dashboard>

NEW QUESTION: 67

- □□ □□□□ □□□□□.
- □□□ □□□ □□ □□□ □□□□ □□ □□□ □□□.
- □□□□□ □□□ □ □ □□ □□□ □□ □□ □□□□ □□□ □□ □□□ □□□□
- □□□□ □□□.
- □□□ □□ □□□?
- A. □ □□ □□□ □□□ □□□ □□□ □□□□ □□□□□.
- B. □ □□ □□□ □□□ □□□□ □□□ □□ □□□□ □□□□ □ □□□ □□□□□.
- C. □ □□□ ID □□□ □□□□ □□□ ID □□□ □□□□ □□□□□.
- D. □□□ □□□ □□ □□□ □□□□ □□□ □□□ □□□ □□□ □□□□□.

Answer: D (LEAVE A REPLY)

Reference:

<https://docs.microsoft.com/en-us/microsoftteams/caller-id-policies>

<https://docs.microsoft.com/en-us/microsoftteams/set-the-caller-id-for-a-user>

NEW QUESTION: 68

- Microsoft 365 □□□ □□□□.
- Microsoft Teams □□□□□□□ □□□□ □□□ □□ □□□□□. (□□ □□ □□□□□.)

Actions

- From Customize store in the Microsoft Teams admin center, choose an image.
- Publish the app.
- From Manage apps in the Microsoft Teams admin center, select **Customize**.
- From Org-wide app settings, set Show tailored apps to **On**.
- Modify the Color icon and Outline icon settings.

Answer Area

Answer:

Answer Area

- From Manage apps in the Microsoft Teams admin center, select Customize.
- From Org-wide app settings, set Show tailored apps to On.
- Publish the app.

- 1 - From Manage apps in the Microsoft Teams admin center, select Customize.
- 2 - From Org-wide app settings, set Show tailored apps to On.
- 3 - Publish the app.

NEW QUESTION: 70

- Microsoft 365 Microsoft Outlook Microsoft Teams
- Microsoft Teams Microsoft Team Microsoft Teams
- Microsoft Teams
- A.** Microsoft Teams
- B.** Microsoft Teams
- C.** Microsoft Teams
- D.** Microsoft Teams

Answer: B (LEAVE A REPLY)

Reference:

<https://docs.microsoft.com/en-us/microsoftteams/meeting-settings-in-teams>

NEW QUESTION: 71

- Microsoft Teams Microsoft Teams
- Microsoft Teams

□ □□□□□ □□□□ □□□ □□□ □□□□ □□ □□□□ □□□ □□□ □□□□ □□□ □□□ □□□. □□□□ □□ □□□ □□□□□ □□□.

D18912E1457D5D1DDDCBD40AB3BF70D5D

□□□ □□□□ □□□?

- A. 5□□ □□□□□ □□ □□□ □□□ □□ □□
- B. 5□□ □□□□□ □□ □□□ □□□ □□ □□□
- C. □□ □□□ □□□□□ □□□□ 5□□ □□ □□
- D. □□ □□□ □□□□□ □□□□ 5□□ □□ □□□

Answer: C (LEAVE A REPLY)

<https://docs.microsoft.com/en-us/microsoftteams/what-are-phone-system-auto-attendants#getting-started>

NEW QUESTION: 72

□□□ Microsoft 365 □□□ □□□□.
□□ □□□ □□□□□ □□ □□ □□□□ □□□ □□□□ □□□.
Microsoft Teams □□ □□□□ □□□ □□ □□□?

- A. Teams □□□□ □□□ □□ □□□ □□□□□.
- B. □□ □□□□ □□□ □□ □□□ □□□□□.
- C. □□ □□□□ □ □□ □□□ □□□ □□□ □□□□□.
- D. □□ □□□□ □□□(□□ □□ □□□) □□□ □□□□□.

Answer: (SHOW ANSWER)

Reference:

<https://docs.microsoft.com/en-us/microsoftteams/meeting-settings-in-teams>

NEW QUESTION: 73

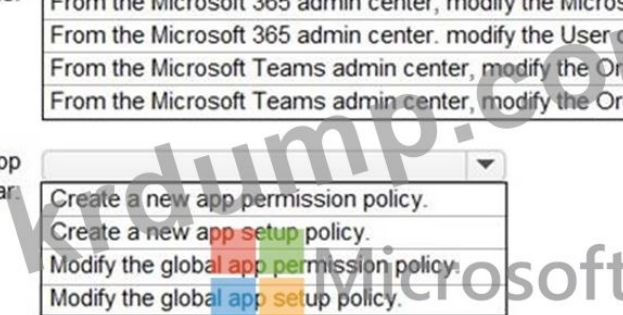
Microsoft 365 □□□ □□□□.
□□ □□□□ □□ □□□ □□□□ □□□.
Microsoft Teams□□ □□ □ □□□ □□□□□.
Microsoft Teams □ □□ □□□ □□□□□.
□□□□ □□ □□□ □□□□□ □□□.
□□□ □□ □□□? □□□□□ □□ □□□□ □□□ □□□ □□□□□□□.
□□: □ □□□ □□□ 1□□ □□□ □□□□.

Prevent the use of third-party apps in Microsoft Teams:

From the Microsoft 365 admin center, modify the Microsoft Teams Org settings.
From the Microsoft 365 admin center. modify the User owned apps and services Org settings.
From the Microsoft Teams admin center, modify the Org-wide app settings.
From the Microsoft Teams admin center, modify the Org-wide settings.

Configure the Microsoft Teams app navigation bar:

Create a new app permission policy.
Create a new app setup policy.
Modify the global app permission policy.
Modify the global app setup policy.



Answer:



Reference:

<https://docs.microsoft.com/en-us/microsoftteams/teams-app-permission-policies>

<https://docs.microsoft.com/en-us/microsoftteams/teams-app-setup-policies>

NEW QUESTION: 74

□□ □□□ □□ □□ □□□□ □□□.

□□ □□□ □□ □□□?

- A. Office 365 □□□ □□□ □□□ □□ □□□ □□□ □□□□□.
- B. PowerShell□□ Add-AzureAdGroupMember cmdlet□ □□□□□.
- C. PowerShell□□ New-Team cmdlet□ □□□□□.
- D. □□ □□□ □□□□ □ □□□ □□□□□.

Answer: A (LEAVE A REPLY)

Reference:

<https://docs.microsoft.com/en-us/microsoftteams/dynamic-memberships>

NEW QUESTION: 75

□□□□ HR, Marketing □ Sales□□ □ □□ □□□ □□□ Microsoft 365 □□□ □□□□.
Microsoft Teams □□□□ □□□□□□ □□□□ □□□. □□□□ □□ □□ □□□ □□□□
□□□.

HR □□□ □□□□ □ □□ □□ □□□□ □□□□ □□ □□□.
□□□ □□□ □□□□ Microsoft Planner □□ □ □□□□ □□□□ □□□.
□□ □□□ □□□□ □□□ □ HR □□□ □□□□ □□□ □□□ □□ □□□ □□□.
□□ □ □□ □□□ □□□□ □□□? □ □□□ □□□□ □□□ □□□□□.
□□: □ □□□ □□□ 1□□ □□□ □□□□.

- A. □□□ □ □□ □□□ □□□□□.
- B. □□□ □ □□ □□□ □□□□□.
- C. HR□ □□ □ □□ □□□ □□□□.
- D. □□□□ □□ □ □□ □□□ □□□□.
- E. □□□□ □□ □ □□ □□□ □□□□.
- F. HR□ □□ □ □□ □□□ □□□□□.

Answer: C,D (LEAVE A REPLY)

Reference:

<https://docs.microsoft.com/en-us/microsoftteams/teams-app-setup-policies>

NEW QUESTION: 76

Microsoft Office 365 group.

Group type. Group type. Group type. Group type.

Department name	Type
HR	Distribution
R&D	Global security
Sales	Universal security

Group type. Group type.

Group type. Group type. Group type. Group type. Group type. Group type.

Group type? Group type. Group type. Group type.

Group type. Group type. Group type.

HR: ▼

- Change the group to an Office 365 group.
- Recreate the group as an Office 365 group.
- Change the group to a security group.

R&D: ▼

- Change the group to an Office 365 group.
- Recreate the group as an Office 365 group.
- Change the group to a universal group.

Sales: ▼

- Change the group to an Office 365 group.
- Recreate the group as an Office 365 group.
- Change the group to a global group.

Answer:

□□□□ □□ □□ □□□ □□□ □ □□ □□ □□□ □□□□.

Administrator name	Requirement
Admin5	Review call analytics for individual users.
Admin6	Manage meeting settings.
Admin7	Publish Microsoft Teams apps to the company store.

□□□□ Microsoft Teams □□ □□□ □□□□ □□ □□ □□□ □□□ □ □□□ □ □□□□ □ □□□ □□□□ □□□□. □□□□ □□ □□ □□□ □□□□ □□□□.

□ □□□□□ □□ □□□ □□□□ □□□? □□□□□ □□□ □□□ □□□□□□ □□ □□□□□□. □ □□□ □ □, □ □ □□ □□□□□ □□ □□□□ □□ □ □□□□□. □□□□ □ □□ □ □□□ □□ □□□ □□□ □□□□□ □ □ □□□□.

□□: □ □□□ □□□ 1□□ □□□ □□□□.

Roles	Answer Area
Teams Communications Administrator	Admin5 Role
Teams Communications Support Engineer	Admin6 Role
Teams Communications Support Specialist	Admin7 Role
Teams Service Administrator	

Answer:

Roles	Answer Area
Teams Communications Administrator	Admin5 Teams Communications Support Engineer
Teams Communications Support Engineer	Admin6 Teams Communications Administrator
Teams Communications Support Specialist	Admin7 Teams Service Administrator
Teams Service Administrator	

Reference:

<https://docs.microsoft.com/en-us/microsoftteams/using-admin-roles>

NEW QUESTION: 81

Microsoft Teams □ □□□□ Microsoft 365 □□□ □□□□.

□□□□ Microsoft Teams Windows □□□□ □□□□□□ □□□□ □□ □□ □□ □□□ □□ □ □□□ □□□□□.

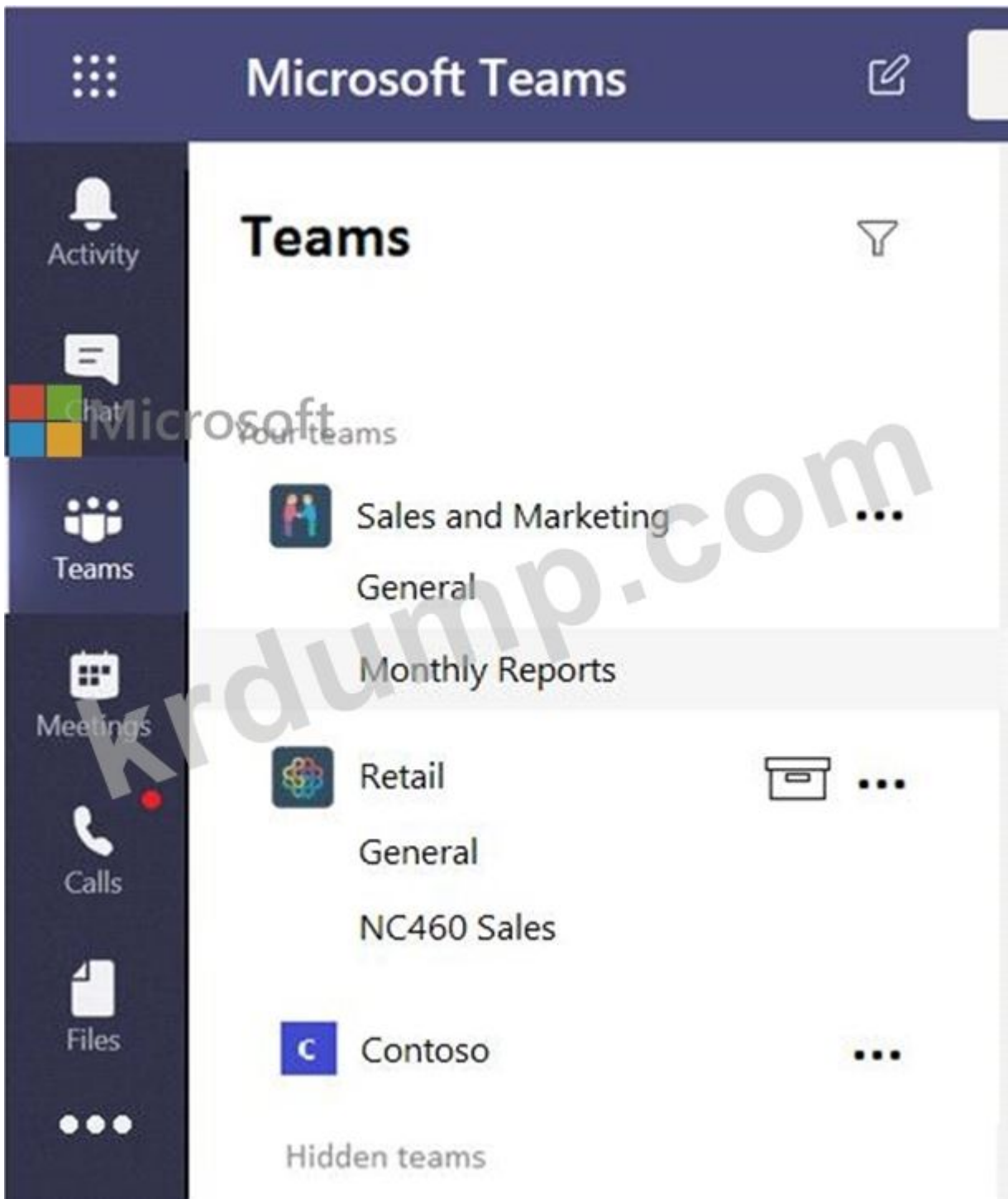
□□□ □□□□ Microsoft Teams □□□□□ □□ □□□ □□□□ □□□.

□□□ □□ □□□?

A. Microsoft Teams □□□□□ □□□□ GPU □□□□ □□ □□□□□ □□□□□.

B. Ctrl + Alt + Shift + 1 □ □□□□□.

C. Windows □□ □ + Alt + Shift +1 □□



□□□ □□□□ □□ □□□□□ □□□□ □□□ □ □□□ □□□□□.
 □□□ □□□□ □□ □□□□ □□□ □ □□□ □□□□ □□□.
 □□□ □□ □□□?

- A. Microsoft Teams □□□□□□□□ □□ □□ □□□ □□□□□.
- B. Microsoft Teams □□ □□□□ □□□ □□□ □□□ □□□□□.
- C. Microsoft Teams □□□□□□□□ □□ □□ □□ □□□ □□□□□.
- D. Microsoft Teams □□ □□□□ □□□ □□□ □□□□□.

Answer: B (LEAVE A REPLY)

Reference:

<https://docs.microsoft.com/en-us/microsoft-365/solutions/collaborate-as-team?view=o365-worldwide>

- B. Azure Active Directory □□ □□□□ □□ □□□ □□ □□ □□□ □□□□□ □□□□□.
- C. Microsoft Purview □□ □□ □□□□ □□□ □□ □□(DLP) □□□ □□□□.
- D. Microsoft 365 Defender □□□□ SharePoint, OneDrive □ Microsoft Teams□ Office 365□ Defender □□□ □□□□□.

Answer: D (LEAVE A REPLY)

MS-700-KR □□ □□□ □□□□□ □□ DumpTop □□ □□□□ □□□ MS-700-KR □□! DumpTop □ □□ **MS-700-KR** □□ □□□ □□□□□□, DumpTop MS-700-KR □□ □□□ □□□□□□□□ □□□ □□□□□□□□. □□□□ □□□ □□□□□ □□ DumpTop MS-700-KR □□□ □□□□□. <https://www.dumptop.com/Microsoft/MS-700-KR-dump.html> (408 Q&As Dumps, **30%OFF Special Discount: KrDump**)

NEW QUESTION: 92

□□: □ □□□ □□□ □□□□□ □□□□ □□□ □□ □ □□□□□. □□□□ □ □□□□ □ □□ □□□ □□□ □ □□ □□□ □□□□ □□□□ □□□□ □□□□. □□ □□ □□□□ □□ □□□ □□□ □□□□ □□ □ □□□ □□ □ □□□ □□ □□ □□□□ □□□ □□□□ □□ □ □□□□. □ □□□ □□□ □□ □□□ □□ □□□□ □□□ □ □□□□. □□□□□ □□□ □□□ □□ □□□ □□□□ □□□□.

□□ Microsoft SharePoint Online □□□□ □□□ Microsoft 365 □□□ □□□□. Sales□□ SharePoint □□ □ □□□□ □□□ □□□□ Microsoft Teams□□ □□□ □ □□□ □□□□ □□□. □□□□ □ □□□ □□ □□□ □ □□□ □□ □□□ □□ □□□□ □□□□ □ □□ □□□.

□□ □□: Microsoft Teams □□□□□□□ □ □□ □□□ □□ Office 365 □□ □□ □□□ □ □□□ □□□□□.

□□□ □□□ □□□□□?

A. □

B. □□□

Answer: A (LEAVE A REPLY)

<https://support.microsoft.com/en-us/office/create-a-team-from-an-existing-group-24ec428e-40d7-4a1a-ab87-29be7d145865>

NEW QUESTION: 93

Microsoft Teams□ □□□□ Microsoft 365 E5 □□□ □□□□.

□□ □□□□ □□□□ Microsoft Teams□ □□□□□ □□ □□□□ □□ □□□ □□(MFA)□ □□□□ □□□.

□□□ □□□□ □□□□ □□□□?

A. □□ □□

B. □ □□

C. □□□ □□ □□

D. □□□ □□□ □□

Answer: D ([LEAVE A REPLY](#))

<https://learn.microsoft.com/en-us/azure/active-directory/conditional-access/howto-conditional-access-policy-all-users-mfa>

NEW QUESTION: 94

□□ □□□ □□□□□ □□ □□ □□□ □□□□ □□□.
□□ □ □□ □□□ □□□□ □□□? □ □□□ □□□□ □□□ □□□□□.
□□: □ □□□ □□□ 1□□ □□□ □□□□.

- A. □ □□□□ □□ □□ □□□ □□□□□□.
- B. Litware□ □□ □□□ □□□□□□.
- C. Litware□ SBC(Session Border Controller)□ □□□□□.
- D. □ □□□□□ □□ □□□□ □ □□□□□ □□□□□.
- E. Litware□ □□□ □□□ □□□□.

Answer: ([SHOW ANSWER](#))

NEW QUESTION: 95

User1□□□ Active Directory □□□□ □□□□.
User1□ □□ □□□□ □ □ □□□ □□□□ □□□.
Microsoft Teams □□□ □□ □□□
Microsoft Teams □□ □□ □□□
□□□□ User1□ Microsoft 365 □□□□ □□□□ □□□ □□□□ □□□.
User1□□ □□ □□□ □□□□ □□□□?

- A. □ □□□ □□□
- B. □□□ □□
- C. Teams □□□□□□ □□ □□□
- D. □□□ □□ □□

Answer: B ([LEAVE A REPLY](#))

Reference:

<https://docs.microsoft.com/en-us/microsoftteams/teams-activity-reports>

NEW QUESTION: 96

□□□ Microsoft 365 □□□ □□□□.
litwareinc.com□□□ □□ □□ □□□□ □□□□ □□□ □□□ □□□□ □□□□ □□ □□
□□ Microsoft Teams□ □□□□ □□□□ □□ □□□.
Microsoft Teams □□ □□□□ □□□ □□ □□□?

- A. □□□ □□□□ □□□.
- B. □□ □□□ □□□ □□□□□.
- C. □ □□ □□□ □□□□.
- D. □ □□□ □□□ □□□□.

Answer: B ([LEAVE A REPLY](#))

NEW QUESTION: 97

Microsoft Teams is a cloud-based collaboration tool that is part of the Microsoft 365 suite of products. It allows users to communicate and collaborate in real-time through video, audio, and text. Microsoft Teams is available on Windows, macOS, and mobile devices. It is used for meetings, team chats, and file sharing. Microsoft Teams is a key component of the Microsoft 365 ecosystem, providing a central hub for communication and collaboration. It is designed to be used on any device, anywhere, at any time. Microsoft Teams is a powerful tool for businesses and organizations of all sizes. It offers a range of features and capabilities that can help improve productivity and collaboration. Microsoft Teams is a cloud-based collaboration tool that is part of the Microsoft 365 suite of products. It allows users to communicate and collaborate in real-time through video, audio, and text. Microsoft Teams is available on Windows, macOS, and mobile devices. It is used for meetings, team chats, and file sharing. Microsoft Teams is a key component of the Microsoft 365 ecosystem, providing a central hub for communication and collaboration. It is designed to be used on any device, anywhere, at any time. Microsoft Teams is a powerful tool for businesses and organizations of all sizes. It offers a range of features and capabilities that can help improve productivity and collaboration.

- A. Microsoft 365
- B. Azure Active Directory
- C. Microsoft 365 Office 365
- D. Microsoft Teams

Answer: B (LEAVE A REPLY)

Reference:

<https://docs.microsoft.com/en-us/microsoftteams/team-expiration-renewal>

NEW QUESTION: 98

Microsoft 365 is a suite of cloud-based productivity and collaboration tools. It includes Office 365, Microsoft Teams, and other services. Microsoft Teams is a collaboration tool that allows users to communicate and collaborate in real-time through video, audio, and text. Microsoft Teams is available on Windows, macOS, and mobile devices. It is used for meetings, team chats, and file sharing. Microsoft Teams is a key component of the Microsoft 365 ecosystem, providing a central hub for communication and collaboration. It is designed to be used on any device, anywhere, at any time. Microsoft Teams is a powerful tool for businesses and organizations of all sizes. It offers a range of features and capabilities that can help improve productivity and collaboration. Microsoft Teams is a cloud-based collaboration tool that is part of the Microsoft 365 suite of products. It allows users to communicate and collaborate in real-time through video, audio, and text. Microsoft Teams is available on Windows, macOS, and mobile devices. It is used for meetings, team chats, and file sharing. Microsoft Teams is a key component of the Microsoft 365 ecosystem, providing a central hub for communication and collaboration. It is designed to be used on any device, anywhere, at any time. Microsoft Teams is a powerful tool for businesses and organizations of all sizes. It offers a range of features and capabilities that can help improve productivity and collaboration.

- A. Microsoft Teams
- B. Network Assessment Tool
- C. Windows
- D. Windows (WPA)

Answer: B (LEAVE A REPLY)

According to the Microsoft documentation¹, the Network Testing Companion is a PowerShell module that allows you to perform network quality and connectivity tests from an on-premises network to Microsoft 365 Online services by using the Network Testing Companion. The Network Testing Companion module requires the following software to be installed on the local Windows 10 device:

- PowerShell 5.1 or later
- .NET Framework 4.7.2 or later
- Microsoft Teams Network Assessment Tool

The Microsoft Teams Network Assessment Tool is a tool that tests the connectivity to various Teams servers deployed in the Microsoft Azure network. It measures network performance by streaming packets to the nearest edge site and back for a configurable amount of time². Therefore, based on this information, the correct answer is B. Network Assessment Tool. This tool is required to perform network quality and connectivity tests by using the Network Testing

Companion module. The other options are either not related to network testing (the Microsoft Teams desktop client and Windows Performance Analyzer) or not required for the Network Testing Companion module (Windows Assessment Toolkit).

NEW QUESTION: 99

□□: □ □□□ □□□ □□□□□ □□□□ □□□ □□ □ □□□□□. □□□□ □ □□□□ □ □□ □□□ □□□ □ □□ □□□ □□□□ □□□□ □□□□. □□ □□ □□□□ □□ □□□ □□□ □□□□ □□ □□□□ □□ □□□□ □□ □□□□ □□ □□□□ □□ □□□□ □□ □□□□.

□□□ Microsoft 365 □□□ □□□□.

User1□□□ □□□□ Microsoft Teams□□ □□□ □□□ □□□□□ □□□□ □□□□ □□ □□□.

□□ □□: Microsoft □□□ □□□□ Microsoft SharePoint □□□□ □□ □□ □□ □□□ □□ □□.

□□□ □□□ □□□□□?

- A. □□□
- B. □

Answer: A ([LEAVE A REPLY](#))

NEW QUESTION: 100

□□ □□ □ □□ □□ □□□ □□□□□ Microsoft Teams□ □□□□ □□□.

Microsoft Teams □□ □□□□ □□□□ □□ □ □□ □□□ □□□□□? □ □□□ □□□□ □□□ □□□□□.

□□: □ □□□ □□□ 1□□ □□□ □□□□.

- A. □□ □□□ □□□□□.
- B. □ □□□ □□□□.
- C. □□ □□□ □□□□.
- D. □□□ □□□ □□□ □□□□.
- E. □ □□□ □□□□□.

Answer: ([SHOW ANSWER](#))

<http://blog.schertz.name/2019/07/customizing-microsoft-teams-meeting-invitations/>
<https://docs.microsoft.com/en-us/microsoftteams/cloud-recording>

NEW QUESTION: 101

□ □□□ □□ □□ □□ □□□ □□□□□ □□□ □□□□ □□□.

- A. □□ □ □□ □□ □□ □□□□ □□□ □□□ □ □□□ □□□ □□□□.
- B. Microsoft Teams □□ □□□□ Teams □□ □□□ □□□□□.
- C. Azure Active Directory □□ □□□□ □□ □□ □□□ □□ □□ □□ □□□□□□□□.

Answer: ([SHOW ANSWER](#))

Reference:

<https://docs.microsoft.com/en-us/azure/active-directory/users-groups-roles/groups-naming-policy>

MS-700-KR ☐☐ ☐☐☐ ☐☐☐☐☐ ☐☐ DumpTop ☐☐ ☐☐☐☐ ☐☐☐ MS-700-KR ☐☐!
DumpTop ☐ ☐☐ **MS-700-KR** ☐☐ ☐☐☐ ☐☐☐☐☐☐, DumpTop MS-700-KR ☐☐ ☐☐☐
☐☐☐☐☐☐☐☐☐ ☐☐☐ ☐☐☐☐☐☐☐☐. ☐☐☐☐☐ ☐☐☐☐☐ ☐☐☐☐☐ ☐☐ DumpTop MS-700-
KR ☐☐☐ ☐☐☐☐☐. <https://www.dumptop.com/Microsoft/MS-700-KR-dump.html> (408
Q&As Dumps, **30%OFF** Special Discount: **KrDump**)